

[MS-RDPEVOR]: Remote Desktop Protocol: Video Optimized Remoting Virtual Channel Extension

Intellectual Property Rights Notice for Open Specifications Documentation

- **Technical Documentation.** Microsoft publishes Open Specifications documentation for protocols, file formats, languages, standards as well as overviews of the interaction among each of these technologies.
- **Copyrights.** This documentation is covered by Microsoft copyrights. Regardless of any other terms that are contained in the terms of use for the Microsoft website that hosts this documentation, you may make copies of it in order to develop implementations of the technologies described in the Open Specifications and may distribute portions of it in your implementations using these technologies or your documentation as necessary to properly document the implementation. You may also distribute in your implementation, with or without modification, any schema, IDL's, or code samples that are included in the documentation. This permission also applies to any documents that are referenced in the Open Specifications.
- **No Trade Secrets.** Microsoft does not claim any trade secret rights in this documentation.
- **Patents.** Microsoft has patents that may cover your implementations of the technologies described in the Open Specifications. Neither this notice nor Microsoft's delivery of the documentation grants any licenses under those or any other Microsoft patents. However, a given Open Specification may be covered by Microsoft [Open Specification Promise](#) or the [Community Promise](#). If you would prefer a written license, or if the technologies described in the Open Specifications are not covered by the Open Specifications Promise or Community Promise, as applicable, patent licenses are available by contacting iplg@microsoft.com.
- **Trademarks.** The names of companies and products contained in this documentation may be covered by trademarks or similar intellectual property rights. This notice does not grant any licenses under those rights. For a list of Microsoft trademarks, visit www.microsoft.com/trademarks.
- **Fictitious Names.** The example companies, organizations, products, domain names, email addresses, logos, people, places, and events depicted in this documentation are fictitious. No association with any real company, organization, product, domain name, email address, logo, person, place, or event is intended or should be inferred.

Reservation of Rights. All other rights are reserved, and this notice does not grant any rights other than specifically described above, whether by implication, estoppel, or otherwise.

Tools. The Open Specifications do not require the use of Microsoft programming tools or programming environments in order for you to develop an implementation. If you have access to Microsoft programming tools and environments you are free to take advantage of them. Certain Open Specifications are intended for use in conjunction with publicly available standard specifications and network programming art, and assumes that the reader either is familiar with the aforementioned material or has immediate access to it.

Revision Summary

Date	Revision History	Revision Class	Comments
12/16/2011	1.0	New	Released new document.
03/30/2012	2.0	Major	Significantly changed the technical content.
07/12/2012	2.0	No change	No changes to the meaning, language, or formatting of the technical content.
10/25/2012	3.0	Major	Significantly changed the technical content.
01/31/2013	4.0	Major	Significantly changed the technical content.
08/08/2013	5.0	Major	Significantly changed the technical content.
11/14/2013	5.0	No change	No changes to the meaning, language, or formatting of the technical content.
02/13/2014	6.0	Major	Significantly changed the technical content.
05/15/2014	6.0	No change	No changes to the meaning, language, or formatting of the technical content.

Contents

1 Introduction	5
1.1 Glossary	5
1.2 References	5
1.2.1 Normative References	5
1.2.2 Informative References	6
1.3 Overview	6
1.4 Relationship to Other Protocols	6
1.5 Prerequisites/Preconditions	6
1.6 Applicability Statement	6
1.7 Versioning and Capability Negotiation	7
1.8 Vendor-Extensible Fields	7
1.9 Standards Assignments	7
2 Messages	8
2.1 Transport	8
2.2 Message Syntax	8
2.2.1 Structures	8
2.2.1.1 TSMM_VIDEO_PACKET_HEADER Structure	8
2.2.1.2 TSMM_PRESENTATION_REQUEST Structure	9
2.2.1.3 TSMM_PRESENTATION_RESPONSE Structure	11
2.2.1.4 TSMM_CLIENT_NOTIFICATION Structure	11
2.2.1.5 TSMM_CLIENT_NOTIFICATION_FRAMERATE_OVERRIDE Structure	12
2.2.1.6 TSMM_VIDEO_DATA Structure	13
3 Protocol Details	16
3.1 Common Details	16
3.1.1 Abstract Data Model	16
3.1.2 Timers	16
3.1.3 Initialization	17
3.1.4 Higher-Layer Triggered Events	17
3.1.5 Message Processing Events and Sequencing Rules	17
3.1.5.1 Message Validation	17
3.1.6 Timer Events	17
3.1.7 Other Local Events	17
3.2 Client Details	17
3.2.1 Abstract Data Model	17
3.2.2 Timers	17
3.2.3 Initialization	17
3.2.4 Higher-Layer Triggered Events	18
3.2.5 Message Processing Events and Sequencing Rules	18
3.2.5.1 TSMM_PRESENTATION_REQUEST Message Processing	18
3.2.6 Timer Events	18
3.2.7 Other Local Events	18
3.3 Server Details	18
3.3.1 Abstract Data Model	18
3.3.2 Timers	18
3.3.3 Initialization	18
3.3.4 Higher-Layer Triggered Events	19
3.3.5 Message Processing Events and Sequencing Rules	19
3.3.5.1 Video Presentation Streaming	19

3.3.5.2	Video Presentation Shutdown	19
3.3.6	Timer Events	19
3.3.7	Other Local Events	19
4	Protocol Examples	20
4.1	Message 1 – TSMM_PRESENTATION_REQUEST (START)	20
4.2	Message 2 – TSMM_PRESENTATION_RESPONSE	21
4.3	Message 3 – TSMM_VIDEO_DATA	22
4.4	Message 4 – TSMM_PRESENTATION_REQUEST (STOP)	23
5	Security	26
5.1	Security Considerations for Implementers	26
5.2	Index of Security Parameters	26
6	Appendix A: Product Behavior	27
7	Change Tracking	28
8	Index	29

1 Introduction

The Remote Desktop Protocol: Video Optimized Remoting Virtual Channel Extension is an extension of the Remote Desktop Protocol: Basic Connectivity and Graphics Remoting protocol [MS-RDPBCGR], which runs over a dynamic virtual channel, as specified in [MS-RDPEDYC]. The Remote Desktop Protocol: Video Optimized Remoting Virtual Channel Extension is used to redirect certain rapidly changing graphics content as a video stream from the remote desktop host to the remote desktop client. This protocol specifies the communication between a remote desktop host and a remote desktop client.

Sections 1.8, 2, and 3 of this specification are normative and can contain the terms MAY, SHOULD, MUST, MUST NOT, and SHOULD NOT as defined in RFC 2119. Sections 1.5 and 1.9 are also normative but cannot contain those terms. All other sections and examples in this specification are informative.

1.1 Glossary

The following terms are defined in [MS-GLOS]:

**terminal server
Transmission Control Protocol (TCP)**

The following terms are specific to this document:

Media Foundation video subtype: A GUID that indicates a particular well-known video format. Examples include MFVideoFormat_RGB32, MFVideoFormat_IYUV, and MFVideoFormat_H264.

video sample: A buffer containing data that describes a full or partial video frame, coupled with timing information that indicates when the sample should be rendered.

MAY, SHOULD, MUST, SHOULD NOT, MUST NOT: These terms (in all caps) are used as described in [RFC2119]. All statements of optional behavior use either MAY, SHOULD, or SHOULD NOT.

1.2 References

References to Microsoft Open Specifications documentation do not include a publishing year because links are to the latest version of the documents, which are updated frequently. References to other documents include a publishing year when one is available.

1.2.1 Normative References

We conduct frequent surveys of the normative references to assure their continued availability. If you have any issue with finding a normative reference, please contact dochelp@microsoft.com. We will assist you in finding the relevant information.

[ITU-BT601-7] ITU-R, "Studio encoding parameters of digital television for standard 4:3 and wide-screen 16:9 aspect ratios", Recommendation BT.601-7, March 2011, http://www.itu.int/dms_pubrec/itu-r/rec/bt/R-REC-BT.601-7-201103-I!!PDF-E.pdf

[MS-DTYP] Microsoft Corporation, "[Windows Data Types](#)".

[MS-ERREF] Microsoft Corporation, "[Windows Error Codes](#)".

[MS-RDPBCGR] Microsoft Corporation, "[Remote Desktop Protocol: Basic Connectivity and Graphics Remoting](#)".

[MS-RDPEA] Microsoft Corporation, "[Remote Desktop Protocol: Audio Output Virtual Channel Extension](#)".

[MS-RDPEDYC] Microsoft Corporation, "[Remote Desktop Protocol: Dynamic Channel Virtual Channel Extension](#)".

[MS-RDPEGFX] Microsoft Corporation, "[Remote Desktop Protocol: Graphics Pipeline Extension](#)".

[MS-RDPEGT] Microsoft Corporation, "[Remote Desktop Protocol: Geometry Tracking Virtual Channel Protocol Extension](#)".

[RFC2119] Bradner, S., "Key words for use in RFCs to Indicate Requirement Levels", BCP 14, RFC 2119, March 1997, <http://www.rfc-editor.org/rfc/rfc2119.txt>

1.2.2 Informative References

[MS-GLOS] Microsoft Corporation, "[Windows Protocols Master Glossary](#)".

1.3 Overview

This protocol enables a protocol server to compress screen content identified as video more efficiently than if it identified the same content as a static image. This content is sent to a protocol client for decoding and rendering.

1.4 Relationship to Other Protocols

The Remote Desktop Protocol: Video Optimized Remoting Virtual Channel Extension is embedded in the dynamic virtual channel transport, as specified in [\[MS-RDPEDYC\]](#). This protocol is concerned with transmitting the raw video stream from the server to the client. Knowing where the content should be rendered is handled by the Remote Desktop Protocol: Geometry Tracking Virtual Channel Extension as specified in [\[MS-RDPEGT\]](#).

1.5 Prerequisites/Preconditions

The Remote Desktop Protocol: Video Optimized Remoting Virtual Channel Extension operates only after the dynamic virtual channel transport is fully established. If the dynamic virtual channel transport is terminated, no other communication over this protocol extension occurs.

The Remote Desktop Protocol: Video Optimized Remoting Virtual Channel is dependent on the Microsoft::Windows::RDS::Graphics protocol, as defined in [\[MS-RDPEGFX\]](#). The graphics channel MUST be opened before the Video Optimized Remoting Virtual channel is opened.

This protocol is message-based. It assumes preservation of the packet as a whole and does not allow for fragmentation. Some messages can be lost and are described in section [2](#).

1.6 Applicability Statement

The Remote Desktop Protocol: Video Optimized Remoting Virtual Channel Extension is designed to be run within the context of a Remote Desktop Protocol (RDP) virtual channel established between a client and a server. This protocol extension is applicable when the **terminal server** is displaying content that it classifies as video and needs to send that video data to the client.

1.7 Versioning and Capability Negotiation

This protocol supports versioning and capability negotiation only when the underlying virtual channel attempts to open. A client that supports this protocol should allow this virtual channel to be opened, and a client that does not support this protocol should not allow this virtual channel to be opened.

1.8 Vendor-Extensible Fields

The Remote Desktop Protocol: Video Optimized Remoting Virtual Channel Extension uses HRESULTs as specified in [\[MS-ERREF\]](#) section 2.1. Vendors are free to choose their own values as long as the C bit (0x20000000) is set, indicating that it is a customer code.

This protocol also uses Win32 error codes. These values are taken from the error number space as specified in [\[MS-ERREF\]](#) section 2.2. Vendors SHOULD reuse those values with their indicated meanings. Choosing any other value runs the risk of a collision in the future.

1.9 Standards Assignments

None.

2 Messages

2.1 Transport

The Remote Desktop Protocol: Video Optimized Remoting Virtual Channel Extension is designed to operate over dynamic virtual channels, as specified in [\[MS-RDPEDYC\]](#). The channel names used for this protocol are "Microsoft::Windows::RDS::Video::Control::v08.01" and "Microsoft::Windows::RDS::Video::Data::v08.01". The use of channel names when opening a dynamic virtual channel is specified in [\[MS-RDPEDYC\]](#) section 2.2.2.1.

The foregoing control channel MUST be implemented using a reliable protocol, such as **TCP**. Messages written to this channel are assumed to arrive in their entirety and in order on the opposite side of the connection.

The foregoing data channel SHOULD be implemented using either a reliable or an unreliable channel. [<1>](#) Messages written to this channel may be lost. Messages received on the opposite side of the connection are assumed to be intact and unaltered.

All PDUs except TSMM_VIDEO_DATA flow on the control channel, whereas TSMM_VIDEO_DATA flows on the data channel.

2.2 Message Syntax

All messages in the Remote Desktop Protocol: Video Optimized Remoting Virtual Channel Extension begin with a TSMM_VIDEO_PACKET_HEADER structure, described in section [2.2.1.1](#).

The protocol references commonly used data types as defined in [\[MS-DTYP\]](#).

2.2.1 Structures

2.2.1.1 TSMM_VIDEO_PACKET_HEADER Structure

This message is meant to be a header on all other messages sent in the Remote Desktop Protocol: Video Optimized Remoting Virtual Channel Extension and MUST NOT be sent alone.

0	1	2	3	4	5	6	7	8	9	10	11	12	13	14	15	16	17	18	19	20	21	22	23	24	25	26	27	28	29	30	31
cbSize																															
PacketType																															

cbSize (4 bytes): [UINT32](#) ([\[MS-DTYP\]](#) section 2.2.49). Length, in bytes, of the entire message following and including this header.

PacketType (4 bytes): [UINT32](#). The value of this integer indicates the type of message following this header. The following table defines valid values.

Value	Symbolic name	Meaning
1	TSMM_PACKET_TYPE_PRESENTATION_REQUEST	Indicates that this message is interpreted as a TSMM_PRESENTATION_REQUEST

Value	Symbolic name	Meaning
		structure.
2	TSMM_PACKET_TYPE_PRESENTATION_RESPONSE	Indicates that this message is interpreted as a TSMM_PRESENTATION_RESPONSE structure.
3	TSMM_PACKET_TYPE_CLIENT_NOTIFICATION	Indicates that this message is interpreted as a TSMM_CLIENT_NOTIFICATION structure.
4	TSMM_PACKET_TYPE_VIDEO_DATA	Indicates that this message is interpreted as a TSMM_VIDEO_DATA structure.

2.2.1.2 TSMM_PRESENTATION_REQUEST Structure

The TSMM_PRESENTATION_REQUEST message is sent from the server to the client to indicate that a video stream is either starting or stopping.

0	1	2	3	4	5	6	7	8	9	10	11	12	13	14	15	16	17	18	19	20	21	22	23	24	25	26	27	28	29	30	31
Header																															
...																															
A								Version								Command								FrameRate							
AverageBitrateKbps																Reserved															
SourceWidth																															
SourceHeight																															
ScaledWidth																															
ScaledHeight																															
hnsTimestampOffset																															
...																															
GeometryMappingId																															
...																															

VideoSubtypeId (16 bytes)
...
cbExtra
pExtraData (variable)
...

Header (8 bytes): TSMM_VIDEO_PACKET_HEADER defined in section [2.2.1.1](#).

A - PresentationId (1 byte): [UINT8](#) ([\[MS-DTYP\]](#) section 2.2.47). A number that uniquely identifies the video stream on the server. The server MUST ensure that presentation IDs are unique across all active presentations.

Version (1 byte): [UINT8](#). The current version of the Remote Desktop Protocol: Video Optimized Remoting Virtual Channel Extension. In RDP8, this MUST be set to 0x01. This field is used for diagnostic purposes only. Protocol version is enforced with the virtual channel name.

Command (1 byte): [UINT8](#). A number that identifies which operation the client is to perform. The following values are supported:

- **0x01 – Start Presentation**
- **0x02 – Stop Presentation**

If the command is to stop the presentation, only the **Header**, **PresentationId**, **Version**, and **Command** fields are valid.

FrameRate (1 byte): [UINT8](#). This field is reserved and MUST be ignored.

AverageBitrateKbps (2 bytes): [UINT16](#) ([\[MS-DTYP\]](#) section 2.2.48). This field is reserved and MUST be ignored.

Reserved (2 bytes): [UINT16](#). This field is reserved and MUST be ignored.

SourceWidth (4 bytes): [UINT32](#) ([\[MS-DTYP\]](#) section 2.2.49). This is the width of the video stream after scaling back to the original resolution.

SourceHeight (4 bytes): [UINT32](#). This is the height of the video stream after scaling back to the original resolution.

ScaledWidth (4 bytes): [UINT32](#). This is the width of the video stream. The maximum value of scaled width is 1920.

ScaledHeight (4 bytes): [UINT32](#). This is the height of the video stream. The maximum value of scaled height is 1080.

hnsTimestampOffset (8 bytes): [UINT64](#) ([\[MS-DTYP\]](#) section 2.2.50). The time on the server (in 100-ns intervals since the system was started) when the video presentation was started.

GeometryMappingId (8 bytes): [UINT64](#). This field is used to correlate this video data with its geometry, which is sent on another channel. See [\[MS-RDPEGT\]](#) for more details.

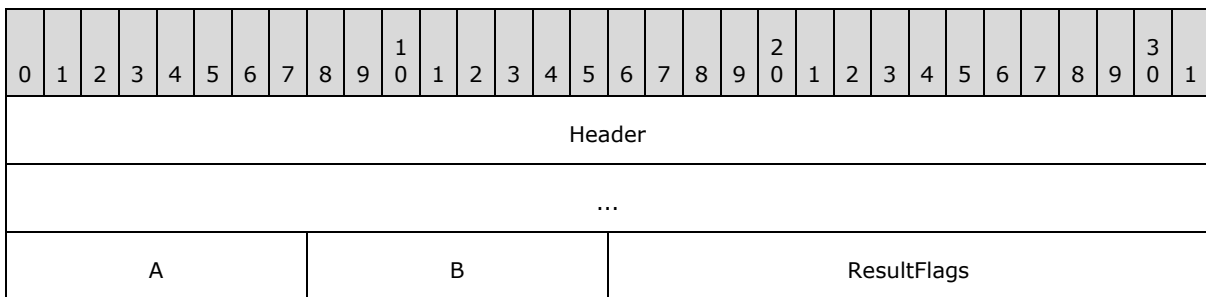
VideoSubtypeId (16 bytes): GUID. This field identifies the **Media Foundation video subtype** of the video stream. In RDP8, this MUST be set to MFVideoFormat_H264 ({34363248-0000-0010-8000-00AA00389B71}).

cbExtra (4 bytes): UINT32. Length of extra data (in bytes) appended to this structure, starting at **pExtraData**.

pExtraData (variable): Array of UINT8. The data in this field depends on the format of the video indicated in the **VideoSubtypeId** field. For the case when the video subtype is MFVideoFormat_H264, this field should be set to the MPEG-1 or MPEG-2 sequence header data, which, for the Microsoft implementation of the H.264 encoder, can be found by querying the MF_MT_MPEG_SEQUENCE_HEADER attribute of the video media type after setting it as the encoder output. This field can also be constructed by concatenating the sequence parameter set (SPS) (as described in [ITU-H.264] section 7.3.2.1) and picture parameter set (PPS) (as described in [ITU-H.264] section 7.3.2.2) syntax structures. The total number of bytes in this field is set in the **cbExtra** field.

2.2.1.3 TSMM_PRESENTATION_RESPONSE Structure

This message is sent from the client to the server in response to a [TSMM_PRESENTATION_REQUEST](#) message with the **Command** field set to 0x01 (Start Presentation). This message MUST be sent when the client is fully prepared to start rendering samples. If this packet is not delivered to the server, the server will not stream video data to the client. Therefore, this packet SHOULD be sent on the control channel.



Header (8 bytes): [TSMM_VIDEO_PACKET_HEADER](#) defined in section [2.2.1.1](#).

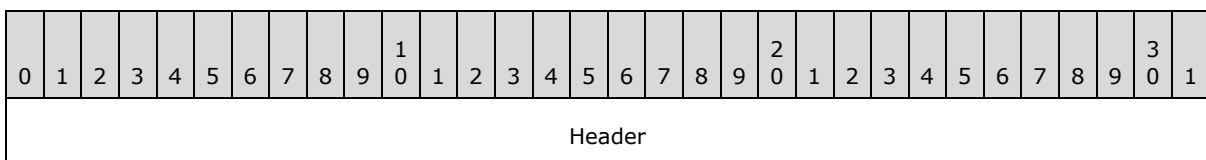
A - PresentationId (1 byte): [UINT8](#) ([MS-DTYP] section 2.2.47). This corresponds to a PresentationId of an earlier TSMM_PRESENTATION_REQUEST message.

B - ResponseFlags (1 byte): [UINT8](#). This field is reserved and MUST be set to 0.

ResultFlags (2 bytes): [UINT16](#) ([MS-DTYP] section 2.2.48). This field is reserved and MUST be set to 0.

2.2.1.4 TSMM_CLIENT_NOTIFICATION Structure

This message is sent from the client to the server to notify of certain events happening on the client.



...		
A	B	Reserved
cbData		
pData (variable)		
...		

Header (8 bytes): TSMM_VIDEO_PACKET_HEADER defined in [2.2.1.1](#).

A - PresentationId (1 byte): [UINT8](#) ([\[MS-DTYP\]](#) section 2.2.47). This is the same number as the **PresentationId** field in the [TSMM_PRESENTATION_REQUEST](#) message.

B - NotificationType (1 byte): [UINT8](#). A number that identifies which notification type the client is sending. The following values are supported:

- **0x01 – Network Error** – This message SHOULD be sent whenever the client detects missing or out-of-order packets. The server will then send an I-Frame (keyframe) in response to try and minimize graphics artifacts. **cbData** MUST be set to zero.
- **0x02 – Frame Rate Override** – This message MUST be sent whenever the client cannot decode incoming frames fast enough. **cbData** MUST be set to the length of pData (in bytes), and **pData** MUST contain a [TSMM_CLIENT_NOTIFICATION_FRAMERATE_OVERRIDE](#) structure.

Reserved (2 bytes): [UINT16](#) ([\[MS-DTYP\]](#) section 2.2.48). This field is reserved and MUST be ignored.

cbData (4 bytes): [UINT32](#) ([\[MS-DTYP\]](#) section 2.2.49). Length of extra data (in bytes) appended to this structure, starting at **pData**.

pData (variable): Array of [UINT8](#). The data in the field is dependent on the value of the **NotificationType** field.

2.2.1.5 TSMM_CLIENT_NOTIFICATION_FRAMERATE_OVERRIDE Structure

This structure is appended to a [TSMM_CLIENT_NOTIFICATION](#) in the **pData** field.

0	1	2	3	4	5	6	7	8	9	10	11	12	13	14	15	16	17	18	19	20	21	22	23	24	25	26	27	28	29	30	31
Flags																															
DesiredFrameRate																															
Reserved1																															
Reserved2																															

Flags (4 bytes): [UINT32](#) ([\[MS-DTYP\]](#) section 2.2.49). A number that identifies which operation to execute on the server. This number is a bitmask. The following values are supported:

- **0x1 – Unrestricted frame rate** – This message SHOULD be sent whenever the client can decode all frames sent from the server and spare resources still exist to decode more frames. The server sends as many frames as it can in response. **DesiredFrameRate** is ignored and SHOULD be set to zero.
- **0x2 – Override frame rate** – This message MUST be sent whenever the client cannot decode incoming frames fast enough. **DesiredFrameRate** MUST be set to the number of frames that the client can decode per second. This flag is mutually exclusive with Unrestricted frame rate (0x1).

DesiredFrameRate (4 bytes): [UINT32](#). If Flags contains 0x2 – Override frame rate, this value MUST be set to the desired rate at which the server will deliver samples. This value MUST be in the range of 1 to 30.

DesiredFrameRate is used to calculate the minimum frame interval. The server will make sure the interval between any two frames is not less than that interval, which guarantees that the actual framerate is below the requested framerate.

The incoming frame rate is capped by the rate at which the server encodes graphics updates. The server encoding rate is not directly modifiable by clients.

Reserved1 (4 bytes): [UINT32](#). This is reserved for future use and SHOULD be set to zero.

Reserved2 (4 bytes): [UINT32](#). This is reserved for future use and SHOULD be set to zero.

2.2.1.6 TSMM_VIDEO_DATA Structure

This message contains a potentially fragmented **video sample**. If the **VideoSubtypeId** of the [TSMM_PRESENTATION_REQUEST](#) (section [2.2.1.2](#)) message is set to `MFVideoFormat_H264` (`{34363248-0000-0010-8000-00AA00389B71}`), then the sample (before fragmentation and encoding) is derived from RGB data that has been converted to the YUV color space by using the method outlined in [\[ITU-BT601-7\]](#) section 2.5.4 and annex 2.1.

0	1	2	3	4	5	6	7	8	9	10	11	12	13	14	15	16	17	18	19	20	21	22	23	24	25	26	27	28	29	30	31
Header																															
...																															
A								Version								Flags								Reserved							
hnsTimestamp																															
...																															
hnsDuration																															
...																															

CurrentPacketIndex	PacketsInSample
SampleNumber	
cbSample	
pSample (variable)	
...	

Header (8 bytes): [TSMM_VIDEO_PACKET_HEADER](#) defined in section [2.2.1.1](#).

A - PresentationId (1 byte): [UINT8](#) ([\[MS-DTYP\]](#) section 2.2.47). This is the same number as the **PresentationId** field in the TSMM_PRESENTATION_REQUEST message.

Version (1 byte): [UINT8](#). This is the same number as the **Version** field in the TSMM_PRESENTATION_REQUEST message.

Flags (1 byte): [UINT8](#). The bits of this integer indicate attributes of this message. The following table defines the meaning of each bit.

Bit	Symbolic name	Meaning
0x0 1	TSMM_VIDEO_DATA_FLAG_HAS_TIMEST AMPS	Indicates that this message has a valid hnsTimestamp field.
0x0 2	TSMM_VIDEO_DATA_FLAG_KEYFRAME	Indicates that the sample contained in this message is part of a keyframe.
0x0 4	TSMM_VIDEO_DATA_FLAG_NEW_FRAME RATE	Indicates the first sample after receiving TSMM_CLIENT_NOTIFICATION_FRAMERATE_OVER_RIDE.

Reserved (1 byte): [UINT8](#). This field is reserved and MUST be ignored.

hnsTimestamp (8 bytes): [UINT64](#) ([\[MS-DTYP\]](#) section 2.2.50). Timestamp of the current packet, in 100-ns intervals since the video presentation was started. This timestamp SHOULD be used to sync the video stream with an audio stream remoted using the Remote Desktop Protocol: Audio Output Virtual Channel Extension (see the **dwAudioTimeStamp** field in [\[MS-RDPEA\]](#) section 2.2.3.10).

hnsDuration (8 bytes): [UINT64](#). Duration of the current packet, in 100-ns intervals. This is the length of time between the last sample and the current sample.

CurrentPacketIndex (2 bytes): [UINT16](#) ([\[MS-DTYP\]](#) section 2.2.48). Each sample (logically one contiguous frame) is divided into packets for network transmission as atomic units. This field contains the index of the current packet within the larger sample. This field is indexed starting with 1 and increases until it is equal to the value in the **PacketsInSample** field.

PacketsInSample (2 bytes): [UINT16](#). This field contains the number of packets that make up the current sample.

SampleNumber (4 bytes): [UINT32](#) ([\[MS-DTYP\]](#) section 2.2.49). This field contains the current sample number. The first sample will have this field set to 1.

cbSample (4 bytes): UINT32. Length (in bytes) of the **pSample** field.

pSample (variable): Array of UINT8. Encoded sample data. The total number of bytes in this field is set in the **cbSample** field.

3 Protocol Details

3.1 Common Details

The Remote Desktop Protocol: Video Optimized Remoting Virtual Channel Extension has three distinct states: initialization, streaming, and termination. Initialization is started by the protocol server, and the protocol client responds with either a success or a failure. If the protocol client initialization succeeds, streaming can begin. The protocol server can stop the video presentation at any time after the presentation is initialized.

The protocol supports up to one active presentation, which means there can be only one video stream in a remote session.

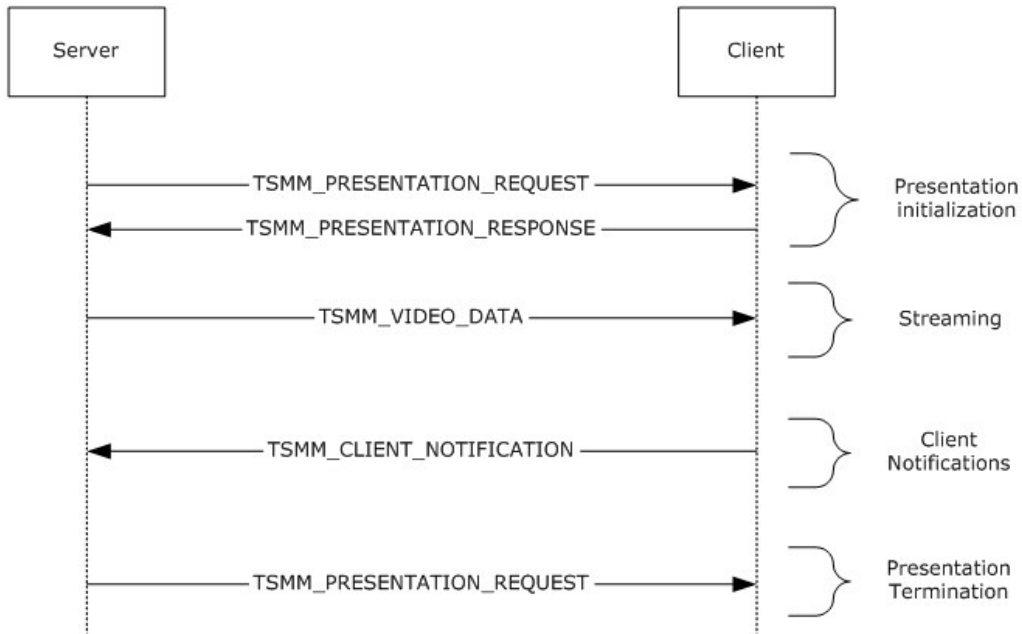


Figure 1: - Playback initialization, streaming, and termination

3.1.1 Abstract Data Model

This section describes a conceptual model of possible data organization that an implementation maintains to participate in this protocol. The described organization is provided to facilitate the explanation of how the protocol behaves. This document does not mandate that implementations adhere to this model as long as their external behavior is consistent with that described in this document.

PresentationId: For each presentation that is to be redirected, the server generates a unique presentation ID. The server sends this ID to the client in the **PresentationId** field of the [TSMM_PRESENTATION_REQUEST](#) message. This ID is then used in all subsequent messages for a presentation and is used by the client to refer all messages to the correct presentation.

3.1.2 Timers

None.

3.1.3 Initialization

None.

3.1.4 Higher-Layer Triggered Events

None.

3.1.5 Message Processing Events and Sequencing Rules

3.1.5.1 Message Validation

In all cases, the protocol endpoints MUST validate messages received from the network by validating the following:

- The type of the message.
- That the length of the message matches the specified type.
- That the message is received at an appropriate time in the sequence.
- The message content.

If a packet is malformed, (e.g., incorrect length for the indicated packet type) communication MUST be terminated. If a packet is valid, but contains unexpected data, the packet MUST be ignored.

3.1.6 Timer Events

None.

3.1.7 Other Local Events

None.

3.2 Client Details

3.2.1 Abstract Data Model

The abstract data model is as specified in section [3.1.1](#).

3.2.2 Timers

None.

3.2.3 Initialization

Clients initialize in two phases. The first phase occurs when the virtual channels are opened. The client has the option to indicate support for the Remote Desktop Protocol: Video Optimized Remoting Virtual Channel Extension by allowing or disallowing the virtual channel to connect. The second phase occurs when the client receives a [TSMM PRESENTATION REQUEST](#) message from the server with the **Command** field set to 0x01 – Start Presentation. The client performs all initialization required to begin decoding and rendering data and then sends a [TSMM PRESENTATION RESPONSE](#) message to the server. Only after this has completed will the server begin streaming data.

3.2.4 Higher-Layer Triggered Events

None.

3.2.5 Message Processing Events and Sequencing Rules

3.2.5.1 TSMM_PRESENTATION_REQUEST Message Processing

The processing of this message depends on the **Command** field of the message and the current presentation state.

If the **Command** field is set to 0x01 (Presentation Start) and the presentation state is Uninitialized, the client SHOULD attempt to initialize any decoders or renderers necessary for playback of the video stream. After these are initialized, the client should send a [TSMM_PRESENTATION_RESPONSE](#) message to the server and set the current state to Streaming. If the presentation state is not Uninitialized, the client SHOULD ignore this message.

If the **Command** field is set to 0x02 (Presentation Stop) and the presentation state is Streaming, the client SHOULD terminate any objects relating to the presentation corresponding to the presentation ID in the message and set the current state to Uninitialized. If the presentation state is Uninitialized, the client SHOULD ignore this message.

3.2.6 Timer Events

None.

3.2.7 Other Local Events

None.

3.3 Server Details

3.3.1 Abstract Data Model

The abstract data model is as specified in section [3.1.1](#).

3.3.2 Timers

None.

3.3.3 Initialization

When a video presentation is started on the server, the server MUST send a [TSMM_PRESENTATION_REQUEST](#) message with the **Command** field set to TSMM_VIDEO_PLAYBACK_COMMAND_START to the client and the **PresentationId** field set to a value that is unique to all video presentations in the current session. The server then MUST wait for the client to return a [TSMM_PRESENTATION_RESPONSE](#) message indicating whether or not to proceed with the presentation. After the server has received a TSMM_PRESENTATION_RESPONSE message indicating that it can proceed, it MAY start sending [TSMM_VIDEO_DATA](#) messages to the client. When the server is about to end the presentation, it MUST send a TSMM_PRESENTATION_REQUEST message with the **Command** field set to TSMM_VIDEO_PLAYBACK_COMMAND_STOP.

3.3.4 Higher-Layer Triggered Events

None.

3.3.5 Message Processing Events and Sequencing Rules

3.3.5.1 Video Presentation Streaming

Throughout the video presentation, the server will send many [TSMM_VIDEO_DATA](#) messages representing the bulk of transmission. This packet does not have any acknowledgment of receipt sent from the client.

3.3.5.2 Video Presentation Shutdown

When a video presentation is stopping on the server, the server MUST send a [TSMM_PRESENTATION_REQUEST](#) message with the **Command** field set to `TSMM_VIDEO_PLAYBACK_COMMAND_STOP` and the presentation ID matching a `TSMM_PRESENTATION_REQUEST` to start sent earlier to the client.

3.3.6 Timer Events

None.

3.3.7 Other Local Events

None.

4 Protocol Examples

In this section, a common scenario is outlined (see section [2](#) for information about how to parse the messages received on the wire):

1. The server sends a TSMM_PRESENTATION_REQUEST message with the Command field set to 0x01 (START).
2. The client sends a TSMM_PRESENTATION_RESPONSE message indicating that the client is ready to receive data.
3. The server sends a TSMM_VIDEO_DATA message.
4. The server sends a TSMM_PRESENTATION_REQUEST message with the Command field set to 0x02 (STOP).

4.1 Message 1 – TSMM_PRESENTATION_REQUEST (START)

Raw packet data:

```
69000000 01000000 0301011D C0120000 E0010000 F4000000 E0010000 F4000000
A47A3B82 0F000000 22020400 BA7A0080 48323634 00001000 800000AA 00389B71
25000000 00000001 6742C015 95A07821 F9E10000 03000100 0003003C 0DA08846
A0000000 0168CE3C 8000
```

TSMM_VIDEO_PACKET_HEADER

UINT32 **cbSize** – 69000000

105 (bytes)

UINT32 **PacketType** – 01000000

1 (TSMM_PACKET_TYPE_PRESENTATION_REQUEST)

TSMM_PRESENTATION_REQUEST_UINT8 **PresentationId** – 03

3

UINT8 **Version** – 01

1

UINT8 **Command** – 01

1 (Start)

UINT8 **FrameRate** – 1D

29

UINT16 **AverageBitrateKbps** – C012

4800 Kbps

UINT16 **Reserved** – 0000

0

UINT32 **SourceWidth** - E0010000

480

UINT32 **SourceHeight** - F4000000

244

UINT32 **ScaledWidth** - E0010000

480

UINT32 **ScaledHeight** - F4000000

244

UINT64 **hnsTimestampOffset** - A47A3B82 0F000000

66609445540 (100-ns intervals)

UINT64 **GeometryMappingId** - 22020400 BA7A0080

0x80007ABA00040222

GUID **VideoSubtypeId** - 48323634 00001000 800000AA 00389B71

{34363248-0000-0010-8000-00AA00389B71}

MFVideoFormat_H264

UINT32 **cbExtra** - 25000000

37 (bytes)

BYTE **pExtraData**[37]

Since data type is H.264 video, this buffer contains the sequence header data for the stream.

UINT32 **Reserved** - 00

4.2 Message 2 – TSMM_PRESENTATION_RESPONSE

Raw packet data:

```
0C000000 02000000 03000000
```

TSMM_VIDEO_PACKET_HEADER

UINT32 **cbSize** - 0C000000

12 (bytes)

UINT32 **PacketType** - 02000000

2 (TSMM_PACKET_TYPE_PRESENTATION_RESPONSE)

TSMM_PRESENTATION_RESPONSEUINT8 **PresentationId** - 03

3

UINT8 **ResponseFlags** - 00

0

UINT16 **ResultFlags** - 0000

0

4.3 Message 3 - TSMM_VIDEO_DATA

Raw packet data:

```

33030000 04000000 03010300 C7C60600 00000000 00000000 00000000 01000100
01000000 0B030000 00000001 6742C015 95A07821 F9E10000 03000100 0003003C
0DA08846 A0000000 0168CE3C 80000000 0106052F 02F86150 FC704172 B73248F3
A72A3D34 4D696372 6F736F66 7420482E 32363420 456E636F 64657220 56312E35
2E330080 00000001 0605F3CB B2139298 7343DAA8 A6C74298 356CF573 72633A33
20683A32 34342077 3A343830 20667073 3A33302E 30303020 70663A36 36206C76
6C3A3620 623A3020 6271703A 3220676F 703A3735 30206964 723A3735 3020736C
633A3420 636D703A 30207263 3A312071 703A3234 20726174 653A3438 30303030
30207065 616B3A36 34303030 30302062 75666663A 38303030 30303020 72656663A
31207372 63683A33 32206173 7263683A 31207375 62703A31 20706172 3A362033
20332072 6E643A30 20636162 61633A30 206C703A 32206374 6E743A30 20617564
3A31206C 61743A31 2077726B 3A312076 75693A31 206C7972 3A31203C 3C008000
00000109 10000000 01658880 4BFFFFFF0 F4500010 20F7DF7D F7DF7DF7 DF7DF7DF
7DF7DF7D F7DF7DF7 DF7DF7D7 5D75D75D 75D75D75 D75D75D7 5D75D75D 75D75D75
D75D75D7 5D75D75D 75D75D75 D75D75D7 5D75D75D 75D75D75 D75D75D7 5D75D75D
75D75D75 D75D75D7 5D75D75D 75D75E00 00000165 03C88804 BFFFFFF0F 45000102
0F7DF7DF 7DF7DF7D F7DF7DF7 DF7DF7DF 7DF7DF7D F7DF7D75 D75D75D7 5D75D75D
75D75D75 D75D75D7 5D75D75D 75D75D75 D75D75D7 5D75D75D 75D75D75 D75D75D7
5D75D75D 75D75D75 D75D75D7 5D75D75D 75D75D75 D75D75D7 5D75E000 00000165
01E22201 2FFFFFFC3 D1400040 83DF7DF7 DF7DF7DF 7DF7DF7D F7DF7DF7 DF7DF7DF
7DF7DF5D 75D75D75 D75D75D7 5D75D75D 75D75D75 D75D75D7 5D75D75D 75D75D75
D75D75D7 5D75D75D 75D75D75 D75D75D7 5D75D75D 75D75D75 D75D75D7 5D75D75D
75D75D75 D75D7800 00000165 00B48880 4BFFFFFF0 F4500010 20F7DF7D F7DF7DF7
DF7DF7DF 7DF7DF7D F7DF7DF7 DF7DF7D7 5D75D75D 75D75D75 D75D75D7 5D75D75D
75D75D75 D75D75D7 5D75D75D 75D75D75 D75D75D7 5D75D75D 75D75D75 D75D75D7
5D75D75D 75D75D75 D75D75D7 5D75D75D 75D75E00

```

TSMM_VIDEO_PACKET_HEADER

UINT32 **cbSize** - 33030000

819 (bytes)

UINT32 **PacketType** - 04000000

4 (TSMM_PACKET_TYPE_VIDEO_DATA)

TSMM_VIDEO_DATAUINT8 **PresentationId** - 03

3

UINT8 **Version** - 01

0x03

UINT8 **Flags** - 03

0x03

0x01 | 0x02

TSMM_VIDEO_DATA_FLAG_HAS_TIMESTAMPS | TSMM_VIDEO_DATA_FLAG_KEYFRAME

UINT8 **Reserved** - 00

0

UINT64 **hnsTimestamp** - C7C60600 00000000

0x6C6C7

444103 (100-ns intervals) \approx 44 (ms)

UINT64 **hnsDuration** - 00000000 00000000

0

UINT16 **CurrentPacketIndex** - 0100

1

UINT16 **PacketsInSample** - 0100

1

UINT32 **SampleNumber** - 01000000

1

UINT32 **cbSample** - 0B030000

779 (bytes)

BYTE **pSample**[779]

Raw video data

UINT32 **Reserved** - 00

4.4 Message 4 – TSMM_PRESENTATION_REQUEST (STOP)

Raw packet data:

```
44000000 01000000 03010200 00000000 00000000 00000000 00000000 00000000
00000000 00000000 00000000 00000000 00000000 00000000 00000000 00000000
00000000 00
```

TSMM_VIDEO_PACKET_HEADER

UINT32 **cbSize** - 44000000

68 (bytes)

UINT32 **PacketType** - 01000000

1 (TSMM_PACKET_TYPE_PRESENTATION_REQUEST)

TSMM_PRESENTATION_REQUESTUINT8 **PresentationId** - 03

3

UINT8 **Version** - 01

1

UINT8 **Command** - 02

2 (Stop)

UINT8 **FrameRate** - 00

0

UINT16 **AverageBitrateKbps** - 0000

0 Kbps

UINT16 **Reserved** - 0000

0

UINT32 **SourceWidth** - 00000000

0

UINT32 **SourceHeight** - 00000000

0

UINT32 **ScaledWidth** - 00000000

0

UINT32 **ScaledHeight** - 00000000

0

UINT64 **hnsTimestampOffset** - 00000000 00000000

0 (100-ns intervals)

UINT64 **GeometryMappingId** - 00000000 00000000

0

GUID **VideoSubtypeId** - 00000000 00000000 00000000 00000000

GUID_NULL

UINT32 **cbExtra** - 00000000

0 (bytes)

BYTE **pExtraData**[0]

There is no extra data appended to this packet.

UINT32 **Reserved** - 00

5 Security

5.1 Security Considerations for Implementers

There are no security considerations for the Remote Desktop Protocol: Video Optimized Remoting Virtual Channel Extension messages because all traffic is secured by the underlying RDP core protocol. For information about the security-related mechanisms that are implemented in the RDP core protocol, see [\[MS-RDPBCGR\]](#) section 5.

5.2 Index of Security Parameters

The security considerations are the same as those in [\[MS-RDPBCGR\]](#). The Virtual Channel security considerations that this protocol uses are covered under that protocol.

6 Appendix A: Product Behavior

The information in this specification is applicable to the following Microsoft products or supplemental software. References to product versions include released service packs:

- Windows 8 operating system
- Windows Server 2012 operating system
- Windows 8.1 operating system
- Windows Server 2012 R2 operating system

Exceptions, if any, are noted below. If a service pack or Quick Fix Engineering (QFE) number appears with the product version, behavior changed in that service pack or QFE. The new behavior also applies to subsequent service packs of the product unless otherwise specified. If a product edition appears with the product version, behavior is different in that product edition.

Unless otherwise specified, any statement of optional behavior in this specification that is prescribed using the terms SHOULD or SHOULD NOT implies product behavior in accordance with the SHOULD or SHOULD NOT prescription. Unless otherwise specified, the term MAY implies that the product does not follow the prescription.

[<1> Section 2.1:](#) The "Microsoft::Windows::RDS::Video::Data::v08.01" channel is not implemented using an unreliable channel in Windows 8.1 and Windows Server 2012 R2.

7 Change Tracking

No table of changes is available. The document is either new or has had no changes since its last release.

8 Index

A

Abstract data model
client ([section 3.1.1](#) 16, [section 3.2.1](#) 17)
server ([section 3.1.1](#) 16, [section 3.3.1](#) 18)
[Applicability](#) 6

C

[Capability negotiation](#) 7
[Change tracking](#) 28
Client
abstract data model ([section 3.1.1](#) 16, [section 3.2.1](#) 17)
higher-layer triggered events ([section 3.1.4](#) 17, [section 3.2.4](#) 18)
initialization ([section 3.1.3](#) 17, [section 3.2.3](#) 17)
message processing
[TSMM PRESENTATION REQUEST](#) 18
[validation](#) 17
other local events ([section 3.1.7](#) 17, [section 3.2.7](#) 18)
[overview](#) 16
sequencing rules
[TSMM PRESENTATION REQUEST](#) 18
[validating messages](#) 17
timer events ([section 3.1.6](#) 17, [section 3.2.6](#) 18)
timers ([section 3.1.2](#) 16, [section 3.2.2](#) 17)

D

Data model - abstract
client ([section 3.1.1](#) 16, [section 3.2.1](#) 17)
server ([section 3.1.1](#) 16, [section 3.3.1](#) 18)

E

Examples
[overview](#) 20
[TSMM PRESENTATION REQUEST \(START\)](#) 20
[TSMM PRESENTATION REQUEST \(STOP\)](#) 23
[TSMM PRESENTATION RESPONSE](#) 21
[TSMM VIDEO DATA](#) 22

F

[Fields - vendor-extensible](#) 7

G

[Glossary](#) 5

H

Higher-layer triggered events
client ([section 3.1.4](#) 17, [section 3.2.4](#) 18)
server ([section 3.1.4](#) 17, [section 3.3.4](#) 19)

I

[Implementer - security considerations](#) 26
[Index of security parameters](#) 26
[Informative references](#) 6
Initialization
client ([section 3.1.3](#) 17, [section 3.2.3](#) 17)
server ([section 3.1.3](#) 17, [section 3.3.3](#) 18)
[Introduction](#) 5

M

Message processing
client
[TSMM PRESENTATION REQUEST](#) 18
[validating messages](#) 17
server
[validating messages](#) 17
[video presentation shutdown](#) 19
[video presentation streaming](#) 19
Messages
[syntax](#) 8
[transport](#) 8

N

[Normative references](#) 5

O

Other local events
client ([section 3.1.7](#) 17, [section 3.2.7](#) 18)
server ([section 3.1.7](#) 17, [section 3.3.7](#) 19)
[Overview \(synopsis\)](#) 6

P

[Parameters - security index](#) 26
[Preconditions](#) 6
[Prerequisites](#) 6
[Product behavior](#) 27
Proxy
[overview](#) 16

R

References
[informative](#) 6
[normative](#) 5
[Relationship to other protocols](#) 6

S

Security
[implementer considerations](#) 26
[parameter index](#) 26
Sequencing rules
client
[TSMM PRESENTATION REQUEST](#) 18
[validating messages](#) 17
server

[validating messages](#) 17
[video presentation shutdown](#) 19
[video presentation streaming](#) 19

Server

- abstract data model ([section 3.1.1](#) 16, [section 3.3.1](#) 18)
- higher-layer triggered events ([section 3.1.4](#) 17, [section 3.3.4](#) 19)
- initialization ([section 3.1.3](#) 17, [section 3.3.3](#) 18)
- message processing
 - [validation](#) 17
 - [video presentation shutdown](#) 19
 - [video presentation streaming](#) 19
- other local events ([section 3.1.7](#) 17, [section 3.3.7](#) 19)
- [overview](#) 16
- sequencing rules
 - [validating messages](#) 17
 - [video presentation shutdown](#) 19
 - [video presentation streaming](#) 19
- timer events ([section 3.1.6](#) 17, [section 3.3.6](#) 19)
- timers ([section 3.1.2](#) 16, [section 3.3.2](#) 18)

[Standards assignments](#) 7

Structures

- [TSMC PRESENTATION REQUEST](#) 9
- [TSMC PRESENTATION RESPONSE](#) 11
- [TSMC VIDEO DATA](#) 13
- [TSMC VIDEO PACKET HEADER](#) 8

T

Timer events

- client ([section 3.1.6](#) 17, [section 3.2.6](#) 18)
- server ([section 3.1.6](#) 17, [section 3.3.6](#) 19)

Timers

- client ([section 3.1.2](#) 16, [section 3.2.2](#) 17)
- server ([section 3.1.2](#) 16, [section 3.3.2](#) 18)

[Tracking changes](#) 28

[Transport](#) 8

Triggered events - higher-layer

- client ([section 3.1.4](#) 17, [section 3.2.4](#) 18)
- server ([section 3.1.4](#) 17, [section 3.3.4](#) 19)

[TSMC PRESENTATION REQUEST \(START\) example](#) 20

[TSMC PRESENTATION REQUEST \(STOP\) example](#) 23

[TSMC PRESENTATION REQUEST message processing - client](#) 18

[TSMC PRESENTATION REQUEST structure](#) 9

[TSMC PRESENTATION RESPONSE example](#) 21

[TSMC PRESENTATION RESPONSE structure](#) 11

[TSMC VIDEO DATA example](#) 22

[TSMC VIDEO DATA structure](#) 13

[TSMC VIDEO PACKET HEADER structure](#) 8

V

Validating messages ([section 3.1.5.1](#) 17, [section 3.1.5.1](#) 17)

[Vendor-extensible fields](#) 7

[Versioning](#) 7

Video presentation