

# [MS-WSMV]: Web Services Management Protocol Extensions for Windows Vista

---

## Intellectual Property Rights Notice for Open Specifications Documentation

- **Technical Documentation.** Microsoft publishes Open Specifications documentation for protocols, file formats, languages, standards as well as overviews of the interaction among each of these technologies.
- **Copyrights.** This documentation is covered by Microsoft copyrights. Regardless of any other terms that are contained in the terms of use for the Microsoft website that hosts this documentation, you may make copies of it in order to develop implementations of the technologies described in the Open Specifications and may distribute portions of it in your implementations using these technologies or your documentation as necessary to properly document the implementation. You may also distribute in your implementation, with or without modification, any schema, IDL's, or code samples that are included in the documentation. This permission also applies to any documents that are referenced in the Open Specifications.
- **No Trade Secrets.** Microsoft does not claim any trade secret rights in this documentation.
- **Patents.** Microsoft has patents that may cover your implementations of the technologies described in the Open Specifications. Neither this notice nor Microsoft's delivery of the documentation grants any licenses under those or any other Microsoft patents. However, a given Open Specification may be covered by Microsoft's Open Specification Promise (available here: <http://www.microsoft.com/interop/osp>) or the Community Promise (available here: <http://www.microsoft.com/interop/cp/default.mspx>). If you would prefer a written license, or if the technologies described in the Open Specifications are not covered by the Open Specifications Promise or Community Promise, as applicable, patent licenses are available by contacting [iplg@microsoft.com](mailto:iplg@microsoft.com).
- **Trademarks.** The names of companies and products contained in this documentation may be covered by trademarks or similar intellectual property rights. This notice does not grant any licenses under those rights.
- **Fictitious Names.** The example companies, organizations, products, domain names, e-mail addresses, logos, people, places, and events depicted in this documentation are fictitious. No association with any real company, organization, product, domain name, email address, logo, person, place, or event is intended or should be inferred.

**Reservation of Rights.** All other rights are reserved, and this notice does not grant any rights other than specifically described above, whether by implication, estoppel, or otherwise.

**Tools.** The Open Specifications do not require the use of Microsoft programming tools or programming environments in order for you to develop an implementation. If you have access to Microsoft programming tools and environments you are free to take advantage of them. Certain Open Specifications are intended for use in conjunction with publicly available standard specifications and network programming art, and assumes that the reader either is familiar with the aforementioned material or has immediate access to it.

## Revision Summary

Date	Revision History	Revision Class	Comments
04/03/2007	0.1		MCPD Milestone Longhorn Initial Availability
06/01/2007	1.0	Major	Updated and revised the technical content.
07/03/2007	2.0	Major	MLonghorn+90
07/20/2007	2.0.1	Editorial	Revised and edited the technical content.
08/10/2007	3.0	Major	Updated and revised the technical content.
09/28/2007	3.0.1	Editorial	Revised and edited the technical content.
10/23/2007	3.1	Minor	Updated the technical content.
11/30/2007	3.1.1	Editorial	Revised and edited the technical content.
01/25/2008	3.1.2	Editorial	Revised and edited the technical content.
03/14/2008	4.0	Major	Updated and revised the technical content.
05/16/2008	4.0.1	Editorial	Revised and edited the technical content.
06/20/2008	4.1	Minor	Updated the technical content.
07/25/2008	5.0	Major	Updated and revised the technical content.
08/29/2008	5.0.1	Editorial	Revised and edited the technical content.
10/24/2008	5.0.2	Editorial	Revised and edited the technical content.
12/05/2008	6.0	Major	Updated and revised the technical content.
01/16/2009	7.0	Major	Updated and revised the technical content.
02/27/2009	8.0	Major	Updated and revised the technical content.
04/10/2009	9.0	Major	Updated and revised the technical content.
05/22/2009	10.0	Major	Updated and revised the technical content.
07/02/2009	10.1	Minor	Updated the technical content.
08/14/2009	10.2	Minor	Updated the technical content.
09/25/2009	10.3	Minor	Updated the technical content.
11/06/2009	11.0	Major	Updated and revised the technical content.
12/18/2009	12.0	Major	Updated and revised the technical content.
01/29/2010	13.0	Major	Updated and revised the technical content.

<b>Date</b>	<b>Revision History</b>	<b>Revision Class</b>	<b>Comments</b>
03/12/2010	14.0	Major	Updated and revised the technical content.
04/23/2010	15.0	Major	Updated and revised the technical content.
06/04/2010	15.1	Minor	Updated the technical content.
07/16/2010	15.1	No change	No changes to the meaning, language, or formatting of the technical content.
08/27/2010	15.1	No change	No changes to the meaning, language, or formatting of the technical content.
10/08/2010	15.2	Minor	Clarified the meaning of the technical content.
11/19/2010	16.0	Major	Significantly changed the technical content.
01/07/2011	17.0	Major	Significantly changed the technical content.
02/11/2011	18.0	Major	Significantly changed the technical content.

# Contents

<b>1 Introduction</b> .....	<b>10</b>
1.1 Glossary .....	10
1.2 References.....	12
1.2.1 Normative References.....	12
1.2.2 Informative References .....	13
1.3 Overview .....	14
1.4 Relationship to Other Protocols.....	15
1.5 Prerequisites/Preconditions .....	15
1.6 Applicability Statement.....	16
1.7 Versioning and Capability Negotiation.....	16
1.8 Vendor-Extensible Fields.....	16
1.9 Standards Assignments .....	16
<b>2 Messages</b> .....	<b>17</b>
2.1 Transport.....	17
2.2 Common Message Syntax .....	17
2.2.1 Namespaces .....	17
2.2.2 Messages .....	18
2.2.2.1 EmptyMessage .....	19
2.2.2.2 AnyXmlMessage .....	19
2.2.2.3 OptionalXmlMessage .....	19
2.2.3 Elements.....	20
2.2.4 Complex Types .....	20
2.2.4.1 AuthenticationType Complex Type .....	22
2.2.4.2 CapabilityType .....	23
2.2.4.3 CertMappingType.....	24
2.2.4.4 ClientAuthType.....	24
2.2.4.5 ClientDefaultPortsType .....	26
2.2.4.6 ClientType .....	26
2.2.4.7 CommandLine .....	28
2.2.4.8 CommandResponse .....	28
2.2.4.9 CommandStateType.....	29
2.2.4.10 ConfigType.....	29
2.2.4.11 CustomRemoteShell .....	30
2.2.4.12 DesiredStreamType.....	31
2.2.4.13 EnvironmentVariable .....	32
2.2.4.14 EnvironmentVariableList .....	32
2.2.4.15 InitializationParametersType .....	32
2.2.4.16 ListenerType .....	33
2.2.4.17 MachineIDType Complex Type .....	34
2.2.4.18 ParamType.....	35
2.2.4.19 PluginType .....	35
2.2.4.20 QueryListType .....	36
2.2.4.21 QueryType .....	36
2.2.4.22 Receive .....	37
2.2.4.23 ReceiveResponse .....	37
2.2.4.24 ResourcesContainerType.....	38
2.2.4.25 ResourceType.....	38
2.2.4.26 SecurityType .....	39
2.2.4.27 SelectType.....	39

2.2.4.28	Send .....	40
2.2.4.29	SendResponse .....	40
2.2.4.30	ServiceAuthType .....	40
2.2.4.31	ServiceDefaultPortsType .....	42
2.2.4.32	ServiceType .....	42
2.2.4.33	Shell .....	44
2.2.4.34	Signal.....	46
2.2.4.35	SignalResponse .....	47
2.2.4.36	StreamType .....	47
2.2.4.37	SubscriptionType Complex Type .....	48
2.2.4.38	WinrsType.....	49
2.2.4.39	WSManFaultType .....	51
2.2.5	Simple Types .....	52
2.2.5.1	ArgumentType .....	52
2.2.5.2	CapabilityEnumeration .....	53
2.2.5.3	cim:cimDateTime .....	54
2.2.5.4	CommandStateEnumeration.....	54
2.2.5.5	ExitCodeType.....	54
2.2.5.6	SignalCodeEnumeration.....	55
2.2.5.7	StreamName.....	55
2.2.5.8	StreamNameList.....	56
2.2.5.9	XmlRenderingTypeEnumeration .....	56
2.2.6	Attributes .....	56
2.2.7	Groups.....	56
2.2.8	Attribute Groups .....	57
2.2.9	Common Data Structures .....	57
2.2.9.1	Encrypted Message Types .....	57
2.2.9.1.1	NegotiateEncryptedMessage .....	57
2.2.9.1.1.1	HTTP Headers .....	57
2.2.9.1.1.2	Message Payload .....	58
2.2.9.1.1.2.1	Metadata Fields.....	58
2.2.9.1.1.2.2	Encrypted Data.....	59
2.2.9.1.2	KerberosEncryptedMessage .....	59
2.2.9.1.2.1	HTTP Headers .....	59
2.2.9.1.2.2	Message Payload .....	60
2.2.9.1.2.2.1	Metadata Fields.....	60
2.2.9.1.2.2.2	Encrypted Data.....	61
2.2.9.1.3	CredSSPEncryptedMessage.....	61
2.2.9.1.3.1	Message Content Less Than or Equal to 16 Kilobytes.....	61
2.2.9.1.3.1.1	HTTP Headers.....	61
2.2.9.1.3.1.2	Message Payload.....	62
2.2.9.1.3.1.2.1	Metadata Fields.....	62
2.2.9.1.3.1.2.2	Encrypted Data .....	63
2.2.9.1.3.2	Message Content Greater Than 16 Kilobytes .....	63
2.2.9.1.3.2.1	HTTP Headers .....	63
2.2.9.1.3.2.2	Message Payload.....	64
2.2.9.1.3.2.2.1	Metadata Fields.....	64
2.2.9.1.3.2.2.2	Encrypted Data .....	65
2.2.9.2	Compressed Message Types.....	65
<b>3</b>	<b>Protocol Details.....</b>	<b>66</b>
3.1	Server Details .....	66
3.1.1	Abstract Data Model .....	66

3.1.2	Timers .....	67
3.1.3	Initialization .....	67
3.1.4	Message Processing Events and Sequencing Rules.....	68
3.1.4.1	Common Message Processing Events and Sequencing Rules.....	68
3.1.4.1.1	wsman:ResourceURI .....	68
3.1.4.1.2	wsman:SelectorSet .....	69
3.1.4.1.3	wsa:ReplyTo.....	69
3.1.4.1.4	wsa:FaultTo.....	70
3.1.4.1.5	wsa:MessageID.....	70
3.1.4.1.6	wsman:OperationTimeout .....	70
3.1.4.1.7	wsman:MaxEnvelopeSize .....	70
3.1.4.1.8	wsman:Locale.....	71
3.1.4.1.9	wsmv:DataLocale.....	71
3.1.4.1.10	wsman:OptionSet.....	71
3.1.4.1.11	wsman:RequestEPR .....	72
3.1.4.1.12	wsmv:ActivityId .....	72
3.1.4.1.13	wsen:Filter .....	72
3.1.4.1.14	wsen:Pull/wsen:MaxElements .....	74
3.1.4.1.15	wsman:RequestTotalItemsCountEstimate .....	74
3.1.4.1.16	wsman:OptimizeEnumeration .....	74
3.1.4.1.17	wsman:EnumerationMode .....	74
3.1.4.1.18	wsman:FragmentTransfer.....	75
3.1.4.1.19	Concurrent Operations .....	75
3.1.4.1.20	Inbound Message Size .....	76
3.1.4.1.21	Fault Detail.....	76
3.1.4.1.22	WS-Policy.....	76
3.1.4.1.23	Metadata and Discovery .....	76
3.1.4.1.24	Binary Attachments .....	77
3.1.4.1.25	Nonprintable Characters.....	77
3.1.4.1.26	Arrays.....	77
3.1.4.1.27	wsmb:PolymorphismMode .....	77
3.1.4.1.28	Security .....	78
3.1.4.1.29	Server Configuration.....	79
3.1.4.1.29.1	http://schemas.microsoft.com/wbem/wsman/1/config/service .....	79
3.1.4.1.29.2	http://schemas.microsoft.com/wbem/wsman/1/config/service/auth...	79
3.1.4.1.29.3	http://schemas.microsoft.com/wbem/wsman/1/config/service/certm apping .....	80
3.1.4.1.29.4	http://schemas.microsoft.com/wbem/wsman/1/config/service/securi ty .....	80
3.1.4.1.29.5	http://schemas.microsoft.com/wbem/wsman/1/config/listener.....	81
3.1.4.1.30	Event Subscription.....	82
3.1.4.1.30.1	Subscription Options .....	84
3.1.4.1.30.2	Event Delivery.....	84
3.1.4.1.30.3	Event Security.....	85
3.1.4.1.30.4	Event Renewal .....	86
3.1.4.1.30.5	Event Filtering .....	86
3.1.4.1.30.6	Heartbeat Events.....	86
3.1.4.1.31	Remote Shell .....	86
3.1.4.1.31.1	I/O Streams.....	88
3.1.4.1.31.2	wsman:Locale/wsmv:DataLocale .....	89
3.1.4.1.31.3	wsman:SchemaValidationError .....	90

3.1.4.1.31.4	HTTP Cookies .....	90
3.1.4.1.31.5	Shell Timeouts .....	90
3.1.4.1.32	Invoking CIM Methods .....	90
3.1.4.1.33	Plugin Management .....	91
3.1.4.1.33.1	Routing Requests to Plugins .....	91
3.1.4.1.33.2	Plugin Configuration .....	91
3.1.4.1.33.3	Plugins .....	92
3.1.4.1.33.3.1	WMI Provider .....	92
3.1.4.1.33.3.2	Event Forwarding Plugin .....	92
3.1.4.1.33.3.3	PowerShell Plugin .....	93
3.1.4.1.34	Certificate Mapping .....	93
3.1.4.1.35	Enumeration Garbage Collection .....	94
3.1.4.2	Get .....	94
3.1.4.2.1	Remote Shells .....	96
3.1.4.3	Put .....	97
3.1.4.4	Delete .....	99
3.1.4.4.1	Remote Shells .....	100
3.1.4.5	Create .....	100
3.1.4.5.1	Messages .....	101
3.1.4.5.2	Remote Shells .....	102
3.1.4.5.2.1	wsman:QuotaLimit .....	103
3.1.4.6	Subscribe .....	104
3.1.4.6.1	Messages .....	104
3.1.4.7	Unsubscribe .....	104
3.1.4.7.1	Messages .....	105
3.1.4.8	Enumerate .....	105
3.1.4.8.1	Messages .....	106
3.1.4.8.2	Remote Shells .....	107
3.1.4.8.3	Publisher-Initiated Subscriptions .....	107
3.1.4.9	Pull .....	107
3.1.4.9.1	Messages .....	108
3.1.4.9.2	Remote Shells .....	108
3.1.4.10	Release .....	109
3.1.4.10.1	Messages .....	110
3.1.4.11	Command .....	110
3.1.4.11.1	Messages .....	111
3.1.4.12	Signal .....	112
3.1.4.12.1	Messages .....	113
3.1.4.13	Send .....	113
3.1.4.13.1	Messages .....	115
3.1.4.14	Receive .....	115
3.1.4.14.1	Messages .....	118
3.1.5	Timer Events .....	118
3.1.5.1	Enumeration Garbage Collection Timer .....	118
3.1.5.2	Shell Idle Timeout Timer .....	118
3.1.5.3	Shell Lifetime Timer .....	118
3.1.6	Other Local Events .....	118
3.1.6.1	Create Subscription .....	118
3.1.6.2	Delete Subscription .....	118
3.1.6.3	Create Plugin .....	119
3.1.6.4	Delete Plugin .....	119
3.2	Client Details .....	119
3.2.1	Abstract Data Model .....	119

3.2.2	Timers .....	119
3.2.3	Initialization .....	119
3.2.4	Message Processing Events and Sequencing Rules .....	120
3.2.4.1	Common Message Processing Events and Sequencing Rules .....	120
3.2.4.1.1	wsa:MessageID .....	120
3.2.4.1.2	wsman:OperationTimeout .....	120
3.2.4.1.3	wsman:MaxEnvelopeSize .....	120
3.2.4.1.4	wsman:Locale .....	120
3.2.4.1.5	wsmv:DataLocale .....	121
3.2.4.1.6	wsman:OptionSet .....	121
3.2.4.1.7	wsman:RequestEPR .....	121
3.2.4.1.8	wsmv:ActivityId .....	121
3.2.4.1.9	wsen:Pull/wsen:MaxElements .....	122
3.2.4.1.10	wsman:RequestTotalItemsCountEstimate .....	122
3.2.4.1.11	wsman:OptimizeEnumeration .....	122
3.2.4.1.12	wsman:EnumerationMode .....	122
3.2.4.1.13	wsman:Filter .....	122
3.2.4.1.14	wsman:FragmentTransfer .....	122
3.2.4.1.15	Fault Detail .....	123
3.2.4.1.16	Binary Attachments .....	123
3.2.4.1.17	Arrays .....	123
3.2.4.1.18	wsmb:PolymorphismMode .....	123
3.2.4.1.19	Remote Shell Compression .....	123
3.2.4.1.20	WSMAN_CMDSHELL_OPTION_KEEPALIVE .....	124
3.2.4.1.21	Refusal of Event Delivery .....	124
3.2.4.1.22	Client Configuration .....	124
3.2.4.1.22.1	http://schemas.microsoft.com/wbem/wsman/1/config/client .....	124
3.2.4.1.22.2	http://schemas.microsoft.com/wbem/wsman/1/config/client/auth .....	124
3.2.5	Timer Events .....	125
3.2.5.1	Client Operation Timeout Timer .....	125
3.2.6	Other Local Events .....	125
3.2.6.1	Set Event Collector EPR .....	125
<b>4</b>	<b>Protocol Examples .....</b>	<b>126</b>
4.1	CIM Examples .....	126
4.1.1	Retrieving a CIM Instance .....	126
4.1.2	Enumeration of Instances .....	128
4.1.2.1	Enumerate Request .....	129
4.1.2.2	Enumerate Response .....	130
4.1.2.3	First Pull Request .....	131
4.1.2.4	First Pull Response .....	131
4.1.2.5	Second Pull Request .....	132
4.1.2.6	Second Pull Response with EndOfSequence .....	133
4.1.3	Modifying an Instance .....	134
4.1.4	Invoking a Method .....	136
4.2	Configuration Examples .....	137
4.2.1	Retrieving Configuration .....	137
4.2.2	Modifying Configuration .....	139
4.2.3	Client Certificate Mapping Configuration .....	142
4.2.4	Plugin Security Setting Configuration .....	151
4.3	Events .....	152
4.4	Event Subscription Example .....	153
4.5	Compression Example .....	154



4.6	Encryption Example .....	155
4.7	Publisher-Initiated Subscription Examples.....	156
4.7.1	Enumerate Example .....	156
4.7.2	Enumerate Response (Subscriptions) Example .....	157
4.7.3	Event Delivery Example .....	159
4.7.4	Ack Example.....	160
4.7.5	End Subscription Example .....	160
4.8	Remote Shell Examples .....	161
4.8.1	Create Shell.....	161
4.8.2	Execute Command .....	163
4.8.3	Receive Output .....	164
4.8.4	Send Input .....	166
4.8.5	Terminate Operation.....	167
4.8.6	Enumerate Remote Shells .....	169
4.8.7	Retrieve Shell Instance .....	171
4.8.8	Delete Shell.....	173
4.9	Custom Remote Shell Examples.....	174
4.9.1	Custom Remote Shell Configuration Table Setup .....	174
4.9.2	Custom Shell Create .....	175
4.9.3	Custom Shell Send .....	177
4.9.4	Custom Shell Receive .....	178
4.9.5	Custom Shell Delete .....	180
4.10	Selector Filter Dialect Example .....	181
4.11	Fault Detail .....	181
<b>5</b>	<b>Security.....</b>	<b>184</b>
5.1	Security Considerations for Implementers.....	184
5.2	Index of Security Parameters .....	185
<b>6</b>	<b>Appendix A: Full WSDL .....</b>	<b>186</b>
<b>7</b>	<b>Appendix B: Product Behavior .....</b>	<b>199</b>
<b>8</b>	<b>Change Tracking.....</b>	<b>209</b>
<b>9</b>	<b>Index .....</b>	<b>213</b>

# 1 Introduction

This document describes Windows Vista® operating system extensions to the WS-Management Protocol, as described in [\[DMTF-DSP0226\]](#), the WS-Management Common Information Model (CIM) Binding Specification, as described in [\[DMTF-DSP0227\]](#), and the WS-CIM Mapping Specification, as described in [\[DMTF-DSP0230\]](#), for accessing **CIM objects** as a Web **service**.

## 1.1 Glossary

The following terms are defined in [\[MS-GLOS\]](#):

**globally unique identifier (GUID)**  
**Internet host name**  
**server**  
**universally unique identifier (UUID)**  
**Windows Management Instrumentation (WMI)**

The following terms are specific to this document:

**Action URI:** Identifies which operation needs to be carried out against a **resource**.

**client:** A **client** application that uses the WS-Management Protocol (see [\[DMTF-DSP0226\]](#)) to access the management **service** on a local or remote computer.

**CIM class:** A **CIM object** that represents a **CIM class** definition as a **CIM object**. It is the template representing a **manageable entity** with a set of **properties** and methods.

**CIM instance:** An instantiation of a **CIM class** representing a **manageable entity**.

**CIM method:** An operation describing the behavior of a **CIM class** or a **CIM instance**. It is generally an action that can be performed against the **manageable entity** made up of a **CIM class**.

**CIM namespace:** A logical grouping of a set of **CIM classes** designed for the same purpose or sharing a common management objective within the database used to store all **CIM class** definitions.

**CIM object:** Refers to a **CIM class** or a **CIM instance**.

**collector:** In the context of events, the consumer of the event.

**Common Information Model (CIM):** The **DMTF** model that describes how to represent real-world computer and network objects. **CIM** uses an object-oriented paradigm, where managed objects are modeled using the concepts of classes and instances. For more information, see [\[DMTF-DSP004\]](#).

**Custom Remote Shell:** Refers to any shell besides the default Text-based Command Shell configured, manipulated, and invoked by the **client**.

**Distributed Management Task Force (DMTF):** The industry organization developing management standards and integration technology for Enterprise and Internet environments.

**endpoint:** A **resource** that can be addressed by an **endpoint reference**.

**endpoint reference (EPR):** A combination of [\[WSAddressing\]](#) and WS-Management addressing elements that together describe an address for a **resource** in the message **SOAP** header.

**manageable entity:** A **CIM instance** representing a manageable component of an operating system.

**Managed Object Format (MOF):** A language that is based on the Interface Definition Language (IDL) and that describes management information. The **MOF** syntax is a method for describing object definitions in textual form. The **MOF** compiler processes a **MOF** file and adds the required object definitions to the **CIM** repository.

**plugin:** A software entity that implements one or more [\[WSDL\]](#) operations.

**property:** A name/value pair that describes a unit of data for a class. **Property** values must have a valid **Managed Object Format (MOF)** data type.

**publisher:** In the context of events, the source of event generation.

**publisher-initiated event subscription:** An alternative approach to collector-initiated subscription, where the publisher initiates the subscription process instead of the **collector**.

**qualifier:** A metadata item, as specified in [\[DMTF-DSP004\]](#) section 4.5.4, consisting of a simple name, a type, a value, and a "flavor" (that is, a propagation rule for the **qualifier**).

**resource:** An **endpoint** that represents a distinct type of management operation or value. A **service** exposes one or more **resources**, and some **resources** can have more than one instance. For example, the Win32\_LogicalDisk class represents a **resource**; Win32\_LogicalDisk="C:\" is a specific instance of that **resource**.

**resource URI:** The **Uniform Resource Identifier (URI)** used to identify a specific type of **resource**, such as disks or processes, on a system.

**selector:** A name/value pair that represents a particular instance of a **resource**; essentially a filter or "key" that identifies the desired instance of the **resource**.

**service:** An application that provides management **services** to **clients** through the WS-Management Protocol and other Web **services**.

**SOAP:** Simple Object Access Protocol. An XML-based protocol used by Web **services**. For more information, see [\[SOAP1.2-1/2003\]](#).

**Uniform Resource Identifier (URI):** A string that identifies a **resource**. The **URI** is the Web **service** addressing mechanism defined in Internet Engineering Task Force (IETF) **Uniform Resource Identifier (URI): Generic Syntax** [\[RFC3986\]](#).

**WMI provider:** An add-on to **(WMI)** that maps topic-specific information into the **CIM** for uniform representation in **(WMI)**.

**MAY, SHOULD, MUST, SHOULD NOT, MUST NOT:** These terms (in all caps) are used as described in [\[RFC2119\]](#). All statements of optional behavior use either MAY, SHOULD, or SHOULD NOT.

## 1.2 References

### 1.2.1 Normative References

We conduct frequent surveys of the normative references to assure their continued availability. If you have any issue with finding a normative reference, please contact [dochelp@microsoft.com](mailto:dochelp@microsoft.com). We will assist you in finding the relevant information. Please check the archive site, <http://msdn2.microsoft.com/en-us/library/E4BD6494-06AD-4aed-9823-445E921C9624>, as an additional source.

[DMTF-DSP004] Distributed Management Task Force, "Common Information Model (CIM) Infrastructure Specification", Version 2.3, October 2005, [http://www.dmtf.org/standards/published\\_documents/DSP0004V2.3\\_final.pdf](http://www.dmtf.org/standards/published_documents/DSP0004V2.3_final.pdf)

[DMTF-DSP0226] Distributed Management Task Force, Inc., "Web Services for Management (WS-Management) Specification", Version 1.0.0, February 2008, [http://www.dmtf.org/standards/published\\_documents/DSP0226\\_1.0.0.pdf](http://www.dmtf.org/standards/published_documents/DSP0226_1.0.0.pdf)

[DMTF-DSP0227] Distributed Management Task Force, Inc., "WS-Management CIM Binding Specification", Version 1.0.0, June 2009, [http://www.dmtf.org/sites/default/files/standards/documents/DSP0227\\_1.0.0.pdf](http://www.dmtf.org/sites/default/files/standards/documents/DSP0227_1.0.0.pdf)

**Note** Membership is required to access [DMTF-DSP0227].

[DMTF-DSP0230] Distributed Management Task Force, Inc., "WS-CIM Mapping Specification", Version 1.0.1, April 2009, [http://www.dmtf.org/sites/default/files/standards/documents/DSP0230\\_1.0.1.pdf](http://www.dmtf.org/sites/default/files/standards/documents/DSP0230_1.0.1.pdf)

**Note** Membership is required to access [DMTF-DSP0230].

[ECMA-321] ECMA International, "Streaming Lossless Data Compression Algorithm - (SLDC)", ECMA-321, June 2001, <http://www.ecma-International.org/publications/standards/Ecma-321.htm>

[MS-CSSP] Microsoft Corporation, "[Credential Security Support Provider \(CredSSP\) Protocol Specification](#)", March 2007.

[MS-DRDM] Microsoft Corporation, "[Directory Replication and Data Management \(DRDM\) Remote Protocol Specification](#)", July 2007.

[MS-DTYP] Microsoft Corporation, "[Windows Data Types](#)", January 2007.

[MS-WMI] Microsoft Corporation, "[Windows Management Instrumentation Remote Protocol Specification](#)", September 2007.

[RFC2109] Kristol, D., and Montulli, L., "HTTP State Management Mechanism", RFC 2109, February 1997, <http://www.ietf.org/rfc/rfc2109.txt>

[RFC2119] Bradner, S., "Key words for use in RFCs to Indicate Requirement Levels", BCP 14, RFC 2119, March 1997, <http://www.ietf.org/rfc/rfc2119.txt>

[RFC2246] Dierks, T., and Allen, C., "The TLS Protocol Version 1.0", RFC 2246, January 1999, <http://www.ietf.org/rfc/rfc2246.txt>

[RFC2616] Fielding, R., Gettys, J., Mogul, J., et al., "Hypertext Transfer Protocol -- HTTP/1.1", RFC 2616, June 1999, <http://www.ietf.org/rfc/rfc2616.txt>

[RFC2617] Franks, J., Hallam-Baker, P., Hostetler, J., et al., "HTTP Authentication: Basic and Digest Access Authentication", RFC 2617, June 1999, <http://www.ietf.org/rfc/rfc2617.txt>

[RFC2743] Linn, J., "Generic Security Service Application Program Interface Version 2, Update 1", RFC 2743, January 2000, <http://www.ietf.org/rfc/rfc2743.txt>

[RFC4121] Zhu, L., Jaganathan, K., and Hartman, S., "The Kerberos Version 5 Generic Security Service Application Program Interface (GSS-API) Mechanism: Version 2", RFC 4121, July 2005, <http://www.ietf.org/rfc/rfc4121.txt>

[RFC4559] Jaganathan, K., Zhu, L., and Brezak, J., "SPNEGO-based Kerberos and NTLM HTTP Authentication in Microsoft Windows", RFC 4559, June 2006, <http://www.ietf.org/rfc/rfc4559.txt>

[SOAP1.2-1/2003] Gudgin, M., Hadley, M., Mendelsohn, N., et al., "SOAP Version 1.2 Part 1: Messaging Framework", W3C Recommendation, June 2003, <http://www.w3.org/TR/2003/REC-soap12-part1-20030624>

[WS-Policy] Siddharth, B., Box, D., Chappell, D., et al., "Web Services Policy 1.2 - Framework (WS-Policy)", April 2006, <http://www.w3.org/Submission/2006/SUBM-WS-Policy-20060425/>

[WSAddressing] Box, D., Christensen, E., Ferguson, D., et al., "Web Services Addressing (WS-Addressing)", August 2004, <http://www.w3.org/Submission/ws-addressing/>

If you have any trouble finding [WSAddressing], please check [here](#).

[WSDL] Christensen, E., Curbera, F., Meredith, G., and Weerawarana, S., "Web Services Description Language (WSDL) 1.1", W3C Note, March 2001, <http://www.w3.org/TR/2001/NOTE-wsdl-20010315>

[WXFR] Alexander, J., Box, D., Cabrera, L.F., et al., "Web Services Transfer (WS-Transfer)", September 2006, <http://www.w3.org/Submission/2006/SUBM-WS-Transfer-20060927/>

[XMLNS] World Wide Web Consortium, "Namespaces in XML 1.0 (Second Edition)", August 2006, <http://www.w3.org/TR/REC-xml-names/>

[XMLSCHEMA1] Thompson, H.S., Ed., Beech, D., Ed., Maloney, M., Ed., and Mendelsohn, N., Ed., "XML Schema Part 1: Structures", W3C Recommendation, May 2001, <http://www.w3.org/TR/2001/REC-xmlschema-1-20010502/>

[XMLSCHEMA2] Biron, P.V., Ed. and Malhotra, A., Ed., "XML Schema Part 2: Datatypes", W3C Recommendation, May 2001, <http://www.w3.org/TR/2001/REC-xmlschema-2-20010502/>

## 1.2.2 Informative References

[MS-ERREF] Microsoft Corporation, "[Windows Error Codes](#)", January 2007.

[MS-GLOS] Microsoft Corporation, "[Windows Protocols Master Glossary](#)", March 2007.

[MSDN-EventTracing] Microsoft Corporation, "Event Tracing", [http://msdn.microsoft.com/en-us/library/bb968803\(VS.85\).aspx](http://msdn.microsoft.com/en-us/library/bb968803(VS.85).aspx)

[MSDN-IWbemContextInterface] Microsoft Corporation, "IWbemContext Interface", [http://msdn.microsoft.com/en-us/library/aa391465\(VS.85\).aspx](http://msdn.microsoft.com/en-us/library/aa391465(VS.85).aspx)

[RFC3986] Berners-Lee, T., Fielding, R., and Masinter, L., "Uniform Resource Identifier (URI): Generic Syntax", STD 66, RFC 3986, January 2005, <http://www.ietf.org/rfc/rfc3986.txt>

## 1.3 Overview

Web Services Management Protocol Extensions for Windows Vista are a set of additions and modifications to the [Web Services for Management \(WS-Management\)](#) protocol (as specified in [\[DMTF-DSP0226\]](#)), the WS-Management CIM Binding specification (as specified in [\[DMTF-DSP0227\]](#)), and the WS-CIM Mapping specification (as specified in [\[DMTF-DSP0230\]](#)) for compatibility with Windows Vista® operating system and Windows Server® 2008 operating system.

WS-Management is a remote management protocol that can be used for managing software and hardware components and is specified in [\[DMTF-DSP0226\]](#).

The WS-Management protocol can provide remote access to **Common Information Model (CIM)** objects, as specified in [\[DMTF-DSP004\]](#). The Web Services Management Protocol Extensions for Windows Vista service exposes a set of entities that can be managed as objects with attributes and methods. Web Services Management Protocol Extensions for Windows Vista **clients** perform management tasks by issuing object operations against objects exposed by the Web Services Management Protocol Extensions for Windows Vista service.

The CIM management schema provides a standard framework and set of base classes that describe a managed environment. Each type of managed entity is described by a **CIM class**, and individual entities are managed through instances of the appropriate CIM class. For example, a logical disk drive may be managed through an instance of the CIM\_DiskDrive class. This class contains various member **properties** such as Name, DeviceID, and Status. For a system with multiple storage devices, the CIM\_DiskDrive class will contain one instance for each storage device on the system. The CIM\_DiskDrive class may also be sub-classed to add platform-specific properties such as the drive letter used on the Microsoft Windows® platform. CIM class definitions are similar to class definitions in other object-oriented database systems and object-oriented programming languages.

CIM-based management in a Web services environment requires that the CIM schema (classes, properties, and methods) be rendered in both XML schema and the [Web Services Description Language \(WSDL\)](#). To achieve this, the CIM must be mapped to [WSDL](#) and XML Schema via a translation or mapping algorithm. The WS-CIM Mapping Specification, as specified in [\[DMTF-DSP0230\]](#), defines the normative rules and recommendations that describe the structure of the XML Schema, [WSDL](#) fragments, and metadata fragments corresponding to the elements of CIM models. The WS-CIM Mapping Specification also defines the representation of **CIM Instances** as XML instance documents.

The WS-Management CIM Binding specification (as specified in [\[DMTF-DSP0227\]](#)) describes how to name and access CIM entities by using the WS-Management protocol. To query the status of managed entities, the WS-Management protocol is used to retrieve their CIM instances by using operations such as Get and Enumerate. Updates to managed entities are sent by using the WS-Management Put operation. To invoke a **CIM method**, a WS-Management protocol custom Action URI is used as specified in [\[DMTF-DSP0226\]](#) Section 9, [\[DMTF-DSP0227\]](#) Section 11 and [\[DMTF-DSP0230\]](#) Section 10.3.

Web Services Management Protocol Extensions for Windows Vista include the following sets of changes to the WS-Management protocol, the WS-Management CIM Binding specification, and the WS-CIM Mapping specification:

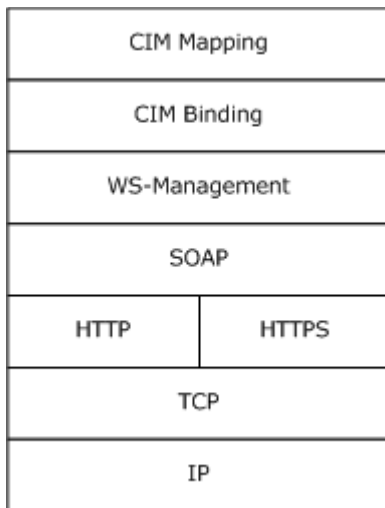
- New element tags for vendor-extensible tags.
- Unsupported Actions and Actions with only limited support.
- New data types for configuration of the Web Services Management Protocol Extensions for Windows Vista service and clients.

- **Custom Remote Shell.**
- **Publisher-initiated event subscription.**
- Event security.

## 1.4 Relationship to Other Protocols

WS-Management Protocol must use **SOAP** (as specified in [\[SOAP1.2-1/2003\]](#)) over HTTP or HTTPS for communication. [WS-Management](#) must be used as the transport to provide access to CIM data by using binding techniques, as specified in [\[DMTF-DSP0227\]](#), and mapping techniques, as specified in [\[DMTF-DSP0230\]](#).

The [Windows Management Instrumentation Remote Protocol](#) is an alternative network protocol for accessing CIM data on **servers**.



**Figure 1: The Windows Management Instrumentation Remote Protocol network protocol stack**

The [WS-Management](#) protocol layer defines management abstraction by using Web Services/SOAP technology. The CIM Binding layer defines the protocol binding to the [SOAP](#) layer, and the CIM Mapping layer defines XML schema for CIM classes, WSDL, and Metadata fragments.

## 1.5 Prerequisites/Preconditions

For a client that uses the [WS-Management](#) protocol, as specified in [\[DMTF-DSP0226\]](#), to communicate with a server, the server must have an operational SOAP1.2/HTTP1.1/TCP/IP stack. [WS-Management](#) operates on the assumption that the system already has an IP address and is therefore able to communicate on the network. It also assumes that the client has already obtained the IP address and HTTP port of the server, for example, through manual configuration.

In order for a client to configure the [WS-Management](#) server for HTTPS communication (as described in section [3.1.4.1.29.5](#)), the existence of a server certificate is a precondition. To specify a certificate by thumbprint, the client must also know the thumbprint and Common Name of the certificate.

## 1.6 Applicability Statement

Web Services Management Protocol Extensions for Windows Vista are a protocol for accessing CIM objects to remotely administer software and hardware configuration.

## 1.7 Versioning and Capability Negotiation

The WS-Management Protocol defines a simple request-response operation called "Identify" to facilitate the process of finding the protocol version or versions supported by the service. [<1>](#)

## 1.8 Vendor-Extensible Fields

It is important to understand that the set of specific resources that are exposed is up to a particular implementation of the Web Services Management Protocol Extensions for Windows Vista service, and the various options that may be passed to those resources as a part of any requested operation are implementation-defined. As such, this section provides a convention by which an implementation can identify particular options that are to be processed by the resource in a specific way, but the extensions in this document do not enforce the use of this convention.

The recommended convention to identify options (included in an <OptionSet> element as specified in section [3.1.4.1.10](#)) is to add a resource-specific prefix to the name of the option. As an illustrative example, the prefix "wmi:" can be used to indicate that a particular option should be passed to a **WMI** resource using a specific internal data structure.

Vendors can define their own prefix values. However, it is up to each implementation to determine which option prefixes it uses, and how those options are processed.

## 1.9 Standards Assignments

Web Services Management Protocol Extensions for Windows Vista does not define any standard assignments beyond the XML namespaces listed in Section [2.2.1](#).



## 2 Messages

The following sections specify how Web Services Management Protocol Extensions for Windows Vista is transported and common data types.

### 2.1 Transport

The WS-Management Protocol uses SOAP, as specified in [\[SOAP1.2-1/2003\]](#), over HTTP or HTTPS for communication. The WS-Management Protocol, as specified in [\[DMTF-DSP0226\]](#), MUST be used as the transport to provide access to **CIM** data using binding techniques specified by [\[DMTF-DSP0227\]](#) and mapping techniques specified by [\[DMTF-DSP0230\]](#).

### 2.2 Common Message Syntax

The syntax for the messages in the WS-Management Protocol is specified in [\[DMTF-DSP0226\]](#). Web Services Management Protocol Extensions for Windows Vista defines new data types as specified in section [2.2.4](#) and section [2.2.5](#).

#### 2.2.1 Namespaces

The following table shows the standard XML namespaces used within this protocol and the alias (prefix) used in the remaining sections of this protocol specification.

Prefix	XML namespace	Specification
s	<a href="http://www.w3.org/2003/05/soap-envelope">http://www.w3.org/2003/05/soap-envelope</a>	As specified in <a href="#">[SOAP1.2-1/2003]</a>
xs	<a href="http://www.w3.org/2001/XMLSchema">http://www.w3.org/2001/XMLSchema</a>	As specified in <a href="#">[XMLSCHEMA1]</a> and <a href="#">[XMLSCHEMA2]</a>
xsi	<a href="http://www.w3.org/2001/XMLSchema-instance">http://www.w3.org/2001/XMLSchema-instance</a>	As specified in <a href="#">[XMLSCHEMA1]</a>
wsa	<a href="http://schemas.xmlsoap.org/ws/2004/08/addressing">http://schemas.xmlsoap.org/ws/2004/08/addressing</a>	As specified in <a href="#">[WSAddressing]</a> section 1.2.
wsman	<a href="http://schemas.dmtf.org/wbem/wsman/1/wsman.xsd">http://schemas.dmtf.org/wbem/wsman/1/wsman.xsd</a>	As specified in <a href="#">[DMTF-DSP0226]</a> Annex A.1.
wsmid	<a href="http://schemas.dmtf.org/wbem/wsman/identify/1/wsmanidentity.xsd">http://schemas.dmtf.org/wbem/wsman/identify/1/wsmanidentity.xsd</a>	As specified in <a href="#">[DMTF-DSP0226]</a> Annex A.1.
wsmanfault	<a href="http://schemas.microsoft.com/wbem/wsman/1/wsmanfault">http://schemas.microsoft.com/wbem/wsman/1/wsmanfault</a>	As specified in <a href="#">Fault Detail (section 2.2.4.39)</a> .
cim	<a href="http://schemas.dmtf.org/wbem/wscim/1/common">http://schemas.dmtf.org/wbem/wscim/1/common</a>	As specified in

Prefix	XML namespace	Specification
		<a href="#">[DMTF-DSP0230]</a> section 6.
wsmv	http://schemas.microsoft.com/wbem/wsman/1/wsman.xsd	As specified in this document.
cfg	http://schemas.microsoft.com/wbem/wsman/1/config	As specified in this document.
sub	http://schemas.microsoft.com/wbem/wsman/1/subscription	As specified in this document.
rsp	http://schemas.microsoft.com/wbem/wsman/1/windows/shell	As specified in this document.
m	http://schemas.microsoft.com/wbem/wsman/1/machineid	As specified in this document.
cert	http://schemas.microsoft.com/wbem/wsman/1/config/service/certmapping	As specified in this document.
plugin	http://schemas.microsoft.com/wbem/wsman/1/config/PluginConfiguration	As specified in this document.
wsen	http://schemas.xmlsoap.org/ws/2004/09/enumeration	As specified in <a href="#">[DMTF-DSP0226]</a> Annex A.1.
wSDL	http://schemas.xmlsoap.org/wSDL	As specified in <a href="#">[WSDL]</a> .
wst	http://schemas.xmlsoap.org/ws/2004/09/transfer	As specified in <a href="#">[WXFR]</a> .
wsp	http://schemas.xmlsoap.org/ws/2004/09/policy	As specified in <a href="#">[WS-Policy]</a>
wse	http://schemas.xmlsoap.org/ws/2004/08/eventing	As specified in <a href="#">[DMTF-DSP0226]</a> Annex A.1.

### 2.2.2 Messages

Message	Description
EmptyMessage	A message that contains nothing in the SOAP Body.
AnyXmlMessage	A message that contains resource-specific XML in the SOAP Body.
OptionalXmlMessage	A message that can contain either nothing or resource-specific XML in the SOAP Body.

### 2.2.2.1 EmptyMessage

EmptyMessage is used to describe messages that contain nothing in the SOAP Body. EmptyMessage is used by the Web Services Management Protocol Extensions for Windows Vista in the following messages:

Message Type	Action URI
Request	http://schemas.xmlsoap.org/ws/2004/09/transfer/Delete

The message MUST be as shown here.

```
<wsdl:message name="EmptyMessage" />
```

### 2.2.2.2 AnyXmlMessage

AnyXmlMessage is used to describe messages that contain resource-specific XML in the SOAP Body. AnyXmlMessage is used by the Web Services Management Protocol Extensions for Windows Vista in the following messages.

Message Type	Action URI
Response	http://schemas.xmlsoap.org/ws/2004/09/transfer/GetResponse
Request	http://schemas.xmlsoap.org/ws/2004/09/transfer/Put
Request	http://schemas.xmlsoap.org/ws/2004/09/transfer/Create

The message MUST be as shown here.

```
<wsdl:message name="AnyXmlMessage">  
  <wsdl:part name="body" type="wst:AnyXmlType" />  
</wsdl:message>
```

**body:** Contains XML that represents the resource being acted upon. The actual XML content is dependent upon the specific resource and is not defined by Web Services Management Protocol Extensions for Windows Vista.

### 2.2.2.3 OptionalXmlMessage

OptionalXmlMessage is used to describe messages that either contain nothing in the SOAP Body or that contain resource-specific XML in the SOAP Body. OptionalXmlMessage is used by the Web Services Management Protocol Extensions for Windows Vista in the following messages.

Message Type	Action URI
Request	http://schemas.xmlsoap.org/ws/2004/09/transfer/Get
Response	http://schemas.xmlsoap.org/ws/2004/09/transfer/PutResponse
Response	http://schemas.xmlsoap.org/ws/2004/09/transfer/DeleteResponse

The message MUST be as shown here.

```
<wsdl:message name="OptionalXmlMessage">  
  <wsdl:part name="body" type="wst:AnyXmlOptionalType" />  
</wsdl:message>
```

**body:** Either contains XML that represents the resource being acted upon or is empty. If present, the actual XML content is dependent upon the specific resource and is not defined by Web Services Management Protocol Extensions for Windows Vista.

### 2.2.3 Elements

This specification does not define any common XML Schema element definitions.

### 2.2.4 Complex Types

The following table summarizes the set of common XML Schema complex type definitions defined by this specification. XML Schema complex type definitions that are specific to a particular operation are described with the operation.

Complex Type	Description
AuthenticationType	AuthenticationType is used to indicate the credentials that should be used by the Event Source when delivering events.
CapabilityType	CapabilityType specifies a single operation type supported by plug-ins that expose a set of resources through the Web Services Management Protocol Extensions for Windows Vista service.
CertMappingType	Client Certificates are used by Web Services Management Protocol Extensions for Windows Vista servers as an alternative authentication mechanism to Kerberos in nondomain scenarios.
ClientAuthType	ClientAuthType is used to configure the authentication mechanisms that are enabled or disabled on the Web Services Management Protocol Extensions for Windows Vista client.
ClientDefaultPortsType	ClientDefaultPortsType is used to configure the default ports used by the Web Services Management Protocol Extensions for Windows Vista client with each network transport.
ClientType	ClientType is the overall container for the Web Services Management Protocol Extensions for Windows Vista client configuration.
CommandLine	CommandLine describes the structure of the command line and its arguments.
CommandResponse	CommandResponse defines the format the SOAP Body element of the server response message upon successful processing of the Command message.
CommandStateType	CommandStateType describes the status of an executing command.
ConfigType	ConfigType is the container for Web Services Management Protocol Extensions for Windows Vista service configuration data.

<b>Complex Type</b>	<b>Description</b>
CustomRemoteShell	CustomRemoteShellType contains configuration data that's used to create a custom Shell.
DesiredStreamType	DesiredStreamType describes the way to allow clients to request a server response with output from particular streams.
EnvironmentVariable	EnvironmentVariable extends the xs:string type to describe individual environment variables that may be set when the new Shell is initialized.
EnvironmentVariableList	EnvironmentVariableList contains a list of environment variables and their associated values.
InitializationParametersType	InitializationParametersType contains initialization data for plug-ins that expose a set of resources through the Web Services Management Protocol Extensions for Windows Vista service.
ListenerType	ListenerType is used by the Web Services Management Protocol Extensions for Windows Vista service to listen on one or more IP addresses for WS-Management Protocol requests.
MachineIDType	MachineIDType is used to uniquely identify a particular machine, so that requests issued from the same machine can be correlated.
ParamType	ParamType specifies a single initialization parameter for plug-ins that expose a set of resources through the Web Services Management Protocol Extensions for Windows Vista service.
PluginType	PluginType is the overall container for plug-ins that expose a set of resources through the Web Services Management Protocol Extensions for Windows Vista service.
QueryListType	QueryListType is used to define a set of one or more queries that are used to filter events.
QueryType	QueryType is used to define a single query within QueryListType that is used to filter events.
Receive	Receive describes the output data blocks received from the server.
ReceiveResponse	ReceiveResponse defines the format of the SOAP Body element of the server response message.
ResourcesContainerType	ResourcesContainerType is the list of exposed Resource URIs and their capabilities for plug-ins that expose a set of resources through the Web Services Management Protocol Extensions for Windows Vista service.
ResourceType	ResourceType contains the settings for a single <b>Resource URI</b> exposed through the Web Services Management Protocol Extensions for Windows Vista service.
SecurityType	SecurityType is used to indicate the security settings that are used to authorize access to a particular resource.
SelectType	SelectType is used to define an XPath query that is used to filter events.
Send	Send describes the input data blocks sent to the server.
SendResponse	SendResponse defines the format of the SOAP Body element of the server

Complex Type	Description
	response message, which is sent after successful processing of the Send message.
ServiceAuthType	ServiceAuthType is used to configure the authentication mechanisms that are enabled or disabled on the Web Services Management Protocol Extensions for Windows Vista service.
ServiceDefaultPortsType	ServiceDefaultPortsType contains the values that are used for the default ports when constructing a listener.
ServiceType	ServiceType is the overall container for the Web Services Management Protocol Extensions for Windows Vista service.
Shell	Shell defines information required to properly initialize a targeted Shell.
Signal	Signal describes the signal values that are used to control the execution of the specific commands or of the Shell processor itself.
SignalResponse	SignalResponse defines the format of the s:Body element of the server response message that is sent after successful processing of the Signal message.
StreamType	StreamType describes a block of base64-encoded stream data sent or received via the Remote Shell Protocol.
SubscriptionType	SubscriptionType is used to enumerate publisher-initiated subscriptions.
WinrsType	WinrsType is the overall container for the Remote Shell server configuration.
WSManFaultType	WSManFaultType is used to carry error information within a SOAP message.

### 2.2.4.1 AuthenticationType Complex Type

This type MUST be used to indicate the credentials that should be used by the Event Source when delivering events. This type is used under the namespace <http://schemas.dmtf.org/wbem/wsman/1/wsman.xsd>.

The schema MUST be as shown here.

```

<xs:complexType name="ThumbprintType">
  <xs:simpleContent>
    <xs:extension base="xs:string">
      <xs:attribute name="Role" type="xs:string" use="required"/>
    </xs:extension>
  </xs:simpleContent>
</xs:complexType>

<xs:complexType name="ClientCertificateType">
  <xs:sequence>
    <xs:element name="Thumbprint" type="ThumbprintType"/>
  </xs:sequence>
</xs:complexType>

<xs:complexType name="AuthenticationType">
  <xs:sequence>

```

```

    <xs:element name="ClientCertificate" type="ClientCertificateType" minOccurs="0" />
  </xs:sequence>
  <xs:attribute name="Profile" type="xs:anyURI" use="required" />
</xs:complexType>

```

**Role:** Identifies whether the thumbprint is directly tied to the client certificate (value of certificate) or to the issuer of the certificate (value of issuer). If not present, the default value is certificate. [<2>](#)

**Thumbprint:** Identifies the issuer certificate by its thumbprint.

**ClientCertificate:** A set of constraints on the client certificate. The policy assertion may have multiple ClientCertificate elements, in which case the server may chose a certificate that matches any set of constraints. This element **MUST** be present when using Certificate Authentication, and **MUST NOT** be present when using Kerberos authentication.

**Profile:** The security profile being used. This attribute **MUST** be equal to either <http://schemas.dmtf.org/wbem/wsman/1/wsman/secprofile/https/mutual> or <http://schemas.dmtf.org/wbem/wsman/1/wsman/secprofile/http/mutual> when using Certificate Authentication, and **MUST** be equal to either <http://schemas.dmtf.org/wbem/wsman/1/wsman/secprofile/http/spnego-kerberos> or <http://schemas.dmtf.org/wbem/wsman/1/wsman/secprofile/https/spnego-kerberos> when using Kerberos authentication. This attribute **MUST NOT** be equal to any other security profile.

## 2.2.4.2 CapabilityType

CapabilityType specifies a single operation type supported by plug-ins that expose a set of resources through the Web Services Management Protocol Extensions for Windows Vista service. The schema **MUST** be as shown here.

The type is used under the following namespace:  
<http://schemas.microsoft.com/wbem/wsman/1/config/PluginConfiguration>

```

<xs:complexType name="CapabilityType">
  <xs:sequence>
  </xs:sequence>
  <xs:attribute name="Type" type="CapabilityEnumeration" />
  <xs:attribute name="SupportsFragment" type="xs:boolean" use="optional" default="false" />
  <xs:attribute name="SupportsFiltering" type="xs:boolean" use="optional" default="false" />
</xs:complexType>

```

### Attributes

**Type:** Specifies which request type the containing plug-in supports.

**SupportsFragment:** Specifies whether this request type may be used with a fragment transfer as specified in [\[DMTF-DSP0226\]](#) section 7.7.

**SupportsFiltering:** Specifies whether this request type may be used with filtering as specified in [\[DMTF-DSP0226\]](#) section 8.3.

### 2.2.4.3 CertMappingType

The CertMappingType defines a mapping between a set of client certificates and a local user account on the server. [<3>](#)

```
<xs:schema
  xmlns:cert="http://schemas.microsoft.com/wbem/wsman/1/config/service/certmapping"
  xmlns:xs="http://www.w3.org/2001/XMLSchema"
  targetNamespace="http://schemas.microsoft.com/wbem/wsman/1/config/service/certmapping"
  elementFormDefault="qualified">
  <xs:element name="CertMapping" type="cert:CertMappingType"/>
  <xs:complexType name="CertMappingType">
    <xs:sequence>
      <xs:element name="URI" type="xs:string" />
      <xs:element name="Subject" type="xs:string" />
      <xs:element name="Issuer" type="xs:string"/>
      <xs:element name="UserName" type="xs:string" minOccurs="0" />
      <xs:element name="Enabled" type="xs:boolean" minOccurs="0"/>
      <xs:element name="Password" type="xs:string" minOccurs="0"/>
    </xs:sequence>
  </xs:complexType>
</xs:schema>
```

#### Elements

**Issuer:** This is a thumbprint (40-digit Hex string) for the issuer of the client certificate. For example, in a certificate chain (client cert, issuer, intermediate CA1, . . . root CA), this thumbprint MUST always identify the certificate used to sign the client certificate (issuer).

**Subject:** This is a string to pattern match against the subject in the certificate. It MUST contain at least one character, and it MUST contain at most one "\*" character that is the first or the last character. The "\*" character matches any substring of zero or more characters (this may be the only character in which case it matches all subjects).

**URI:** The Resource URI or URI prefix to which this mapping applies. It MUST contain at least one character, it MUST contain at most one "\*" character that is the last character, and it MUST not contain any internal white space or the "?" character. The "\*" character matches any substring of zero or more characters (this may be the only character in which case it matches all URIs).

**UserName:** User account in the server used to impersonate for the operation if using this certmapping configuration. Domain credentials are not allowed.

**Password:** Password for the user account in the server used to impersonate for the operation if using this certmapping configuration. If present, this cannot be empty.

**Enabled:** Boolean value used to decide if the server should use this certmapping configuration for subsequent operations.

### 2.2.4.4 ClientAuthType

**ClientAuthType** This MUST be used to configure the authentication mechanisms that are enabled or disabled on the Web Services Management Protocol Extensions for Windows Vista client.



The Web Services Management Protocol Extensions for Windows Vista clients MUST implement the following security profiles:

- wsman:secprofile/http/basic, as specified in [\[DMTF-DSP0226\]](#) Annex C.3.1.
- wsman:secprofile/https/basic, as specified in [\[DMTF-DSP0226\]](#) Annex C.3.3.
- wsman:secprofile/https/mutual, as specified in [\[DMTF-DSP0226\]](#) Annex C.3.5.
- wsman:secprofile/https/spnego-kerberos, as specified in [\[DMTF-DSP0226\]](#) Annex C.3.8.
- wsman:secprofile/http/spnego-kerberos, as specified in [\[DMTF-DSP0226\]](#) Annex C.3.10.
- wsman:secprofile/http/digest, as specified in [\[DMTF-DSP0226\]](#) Annex C.3.2.
- wsman:secprofile/https/digest, as specified in [\[DMTF-DSP0226\]](#) Annex C.3.4.

These configuration settings are used when modifying client configuration as specified in section [3.2.4.1.22.2](#).

```
<xs:complexType name="ClientAuthType">
  <xs:sequence>
    <xs:element name="Basic"
      type="xs:boolean"
      default="true"
    />
    <xs:element name="Digest"
      type="xs:boolean"
      default="true"
    />
    <xs:element name="Kerberos"
      type="xs:boolean"
      default="true"
    />
    <xs:element name="Negotiate"
      type="xs:boolean"
      default="true"
    />
    <xs:element name="Certificate"
      type="xs:boolean"
      default="true"
    />
    <xs:element name="CredSSP"
      type="xs:boolean"
      default="false"
      minOccurs="0"
    />
  </xs:sequence>
</xs:complexType>
```

## Elements

**Basic:** Enables or disables Basic authentication (as specified in [\[RFC2617\]](#) section 2). The default value of this element SHOULD be true. [<4>](#)

**Digest:** Enables or disables Digest authentication (as specified in [\[RFC2617\]](#) section 3). The default value of this element MUST be true.

**Kerberos:** Enables or disables Kerberos authentication (as specified in [\[RFC4559\]](#) section 4). The default value of this element MUST be true.

**Negotiate:** Enables or disables Negotiate authentication (as specified in [\[RFC4559\]](#) section 4). The default value of this element MUST be true.

**Certificate:** Enables or disables Certificate authentication (as specified in [\[RFC2246\]](#) section 7.4.4). The default value of this element MUST be true.

**CredSSP:** Enables or disables CredSSP authentication (as specified in [\[MS-CSSP\]](#)). The default value of this element MUST be false.

#### 2.2.4.5 ClientDefaultPortsType

**ClientDefaultPortsType** This MUST be used to configure the default ports used by the Web Services Management Protocol Extensions for Windows Vista client with each network transport. The schema MUST be as shown here.

The type is used under the following namespace:  
<http://schemas.microsoft.com/wbem/wsman/1/config>

```
<xs:complexType name="ClientDefaultPortsType">
  <xs:sequence>
    <xs:element name="HTTP"
      type="xs:unsignedInt"
      default="5985"
    />
    <xs:element name="HTTPS"
      type="xs:unsignedInt"
      default="5986"
    />
  </xs:sequence>
</xs:complexType>
```

#### Elements

**HTTP:** Port used by the client when using the HTTP protocol. The minimum value MUST be 1. The maximum value MUST be 65535. The default value SHOULD be 5985, but MAY be 80. [<5>](#)

**HTTPS:** Port used by the client when using the HTTPS protocol. The minimum value MUST be 1. The maximum value MUST be 65535. The default value SHOULD be 5986, but MAY be 443. [<6>](#)

#### 2.2.4.6 ClientType

**ClientType** is the overall container for the Web Services Management Protocol Extensions for Windows Vista client configuration. The schema MUST be as follows.

The type is used under the following namespace:  
<http://schemas.microsoft.com/wbem/wsman/1/config>

```
<xs:complexType name="ClientType">
  <xs:sequence>
    <xs:element name="NetworkDelays"
      type="xs:unsignedInt"
    />
  </xs:sequence>
</xs:complexType>
```

```

        default="5000"
    />
<xs:element name="URLPrefix"
    type="xs:string"
    default="wsman"
/>
<xs:element name="AllowUnencrypted"
    type="xs:boolean"
    default="false"
/>
<xs:element name="Auth"
    type="cfg:ClientAuthType"
/>
<xs:element name="DefaultPorts"
    type="cfg:ClientDefaultPortsType"
/>
<xs:element name="TrustedHosts"
    type="xs:string"
/>
</xs:sequence>
</xs:complexType>

```

## Elements

**NetworkDelays:** Extra time in milliseconds that the Web Services Management Protocol Extensions for Windows Vista client waits to accommodate for network delay time. The minimum value MUST be 500. The maximum value MUST be 4294967295. The default value MUST be 5000. This configuration setting is used by the Client Operation Timeout timer, as specified in section [3.2.5](#).

**URLPrefix:** Default URI suffix that MUST be used by Web Services Management Protocol Extensions for Windows Vista clients when sending requests. It MUST NOT be blank. It MUST be a string containing only the following characters: a-zA-Z9-0\_/. It MUST NOT start with or end with "/". The default value MUST be "wsman".

**AllowUnencrypted:** Contains a setting that allows the Web Services Management Protocol Extensions for Windows Vista client to send requests by using an authentication scheme and transport that does not encrypt the request and response, such as Digest over HTTP. The default value MUST be false. Used when sending messages as specified in section [3.2.4.1.22.1](#).

**Auth:** This MUST contain additional elements to configure authentication schemes, as specified in section [2.2.4.4](#).

**DefaultPorts:** This MUST contain additional elements to configure the default ports used when sending request messages, as specified in section [2.2.4.5](#).

**TrustedHosts:** Contains host names to which the Web Services Management Protocol Extensions for Windows Vista clients are allowed to send requests by using an authentication scheme and transport that does not allow the client to authenticate the service, such as Basic over HTTP. The specified host names may be either **Internet host names** or IP addresses. TrustedHosts MUST be one of three possible values:

- Blank: No hosts are trusted.
- The asterisk "\*" character: All hosts are trusted.

- A list of host name patterns separated by the comma "," character, in which each host name can be one of four possible values:
  - String starting with the asterisk "\*" character and containing at least two characters. All hosts that share the suffix are trusted.
  - String ending with the asterisk "\*" character and containing at least two characters. All hosts that share the prefix are trusted.
  - The exact string "<local>": All NetBIOS names are trusted (for example, strings that do not contain the period "." character).
  - A string without the asterisk "\*" character: The host named by the string is trusted.

The default value for the <TrustedHosts> element MUST be a blank string.

#### 2.2.4.7 CommandLine

This type describes the structure of the command line and its arguments. It is used as the body element of the Command message (for more information, see section [3.1.4.11](#)).

```
<xs:complexType name="CommandLine">
  <xs:sequence>
    <xs:element name="Command"
      type="xs:string"
    />
    <xs:element name="Arguments"
      type="ArgumentType"
      minOccurs="0"
      maxOccurs="unbounded"
    />
  </xs:sequence>
</xs:complexType>
```

**Command:** This is a required string that MUST contain the name of the command to be executed without any arguments. The latter are supplied separately, in the Arguments element. The syntax of the command is specific to cmd.exe.

**Arguments:** If the command requires no arguments, this element may be omitted. If more than one argument is required, multiple elements are included. Each element MUST contain a string value of a single command argument.

#### 2.2.4.8 CommandResponse

This type defines the format the s:Body element of the server response message upon successful processing of the Command message (for more information, see section [3.1.4.11](#)).

```
<xs:complexType name="CommandResponse">
  <xs:sequence>
    <xs:element name="CommandId"
      type="xs:anyURI"
    />
  </xs:sequence>
</xs:complexType>
```

## Element

**CommandId:** Attribute indicating the identity of the command for which status is being reported.

### 2.2.4.9 CommandStateType

This type describes the status of the executing command.

```
<xs:complexType name="CommandStateType">
  <xs:sequence>
    <xs:element name="ExitCode"
      type="ExitCodeType"
      minOccurs="0"
    />
  </xs:sequence>
  <xs:attribute name="CommandId"
    type="xs:anyURI"
  />
  <xs:attribute name="State"
    type="CommandStateEnumeration"
  />
</xs:complexType>
```

## Element

**Exit Code:** This optional element contains a Shell processor-specific exit code. [<7>](#)

### Attributes

**CommandId:** Attribute indicating the identity of the command for which status is being reported. This attribute **MUST** be present when status is being reported for a command and this attribute **MUST NOT** be present when status is being reported for a shell.

**State:** This required attribute **MUST** contain the specific state of the command for which status is being reported and it **MUST** be one of the following values:

- <http://schemas.microsoft.com/wbem/wsman/1/windows/shell/CommandState/Done>
- <http://schemas.microsoft.com/wbem/wsman/1/windows/shell/CommandState/Pending>
- <http://schemas.microsoft.com/wbem/wsman/1/windows/shell/CommandState/Running>

### 2.2.4.10 ConfigType

ConfigType is the container for Web Services Management Protocol Extensions for Windows Vista service configuration data. Note that listeners are not part of this configuration and need to be retrieved separately. The schema **MUST** be as follows.

```
<xs:schema xmlns:cfg="http://schemas.microsoft.com/wbem/wsman/1/config"
  xmlns:xs="http://www.w3.org/2001/XMLSchema"
  targetNamespace="http://schemas.microsoft.com/wbem/wsman/1/config">
```

```

elementFormDefault="qualified">
<xs:element name="Config" type="cfg:ConfigType"/>
<xs:complexType name="ConfigType">
  <xs:sequence>
    <xs:element name="MaxEnvelopeSizekb"
      type="xs:unsignedInt" default="150"/>
    <xs:element name="MaxTimeoutms" type="xs:unsignedInt"
      default="60000"/>
    <xs:element name="MaxBatchItems" type="xs:unsignedInt" default="32000"/>
    <xs:element name="MaxProviderRequests"
      type="xs:unsignedInt" default="25"/>
    <xs:element name="Client" type="cfg:ClientType"/>
    <xs:element name="Service" type="cfg:ServiceType"/>
    <xs:element name="Winrs" type="cfg:WinrsType"/>
  </xs:sequence>
</xs:complexType>
</xs:schema>

```

**MaxEnvelopeSizekb:** Maximum SOAP data in kilobytes. The minimum value MUST be 32. The maximum value MUST be 4294967295. The default value MUST be 150. This configuration setting is used when processing the wsman:MaxEnvelopeSize header, as specified in section [3.1.4.1.7](#). This configuration setting is also used to limit the size of client request packets that are processed, as specified in section [3.1.4.1.20](#).

**MaxTimeoutms:** The maximum time-out in milliseconds that MUST be used for any request except for Pull requests. The minimum value MUST be 500. The maximum value MUST be 4294967295. The default value MUST be 60000. This configuration setting is used when processing the wsman:OperationTimeout header, as specified in section [3.1.4.1.6](#).

**MaxBatchItems:** The maximum number of elements that MUST be used in a Pull response. The minimum value MUST be 1. The maximum value MUST be 4294967295. The default value SHOULD be 32000, but MAY be 20. [<8>](#) This configuration setting is used when processing Pull messages, as specified in section [3.1.4.1.13](#).

**MaxProviderRequests:** The maximum number of concurrent requests allowed by the Web Services Management Protocol Extensions for Windows Vista service. The maximum allowed value MUST be 4294967295; a server MAY [<9>](#) allow smaller values, but it MUST NOT allow a value less than 1. The default value MUST be 25. The limit is applied per provider. The categories include CIM and configuration. This configuration setting is used when processing messages, as specified in section [3.1.4.1.19](#). [<10>](#)

**Client:** This MUST contain additional elements to configure Web Services Management Protocol Extensions for Windows Vista clients, as specified in section [2.2.4.6](#).

**Service:** This MUST contain additional elements to configure the Web Services Management Protocol Extensions for Windows Vista service, as specified in section [2.2.4.32](#).

**Winrs:** This MUST contain additional elements to configure the Web Services Management Protocol Extensions for Windows Vista Remote Shell, as specified in section [2.2.4.38](#).

### 2.2.4.11 CustomRemoteShell

CustomRemoteShellType contains configuration data that's used to create a custom Shell. Web Services Management Protocol Extensions for Windows Vista clients MAY use this configuration to create a custom Shell instead of cmd.exe. Web Services Management Protocol Extensions for Windows Vista service SHOULD [<11>](#) use this configuration to create a custom Shell when it

receives a Create request (as defined in section [3.1.4.5](#)) and the request contains a resource URI that is specified in the CustomRemoteShell configuration.

The schema for Custom Remote Shell configuration table follows:

The type is used under the following namespace:

<http://schemas.microsoft.com/wbem/wsman/1/config/winrs/customremoteshell>

```
<xs:complexType name="CustomRemoteShell">
  <xs:sequence>
    <xs:element name="URI"
      type="xs:anyURI"
      minOccurs="0"
      maxOccurs="1"
    />
    <xs:element name="Shell"
      type="xs:string"
      minOccurs="1"
      maxOccurs="1"
    />
    <xs:element name="Arguments"
      type="xs:string"
      minOccurs="0"
      maxOccurs="1"
    />
  </xs:sequence>
</xs:complexType>
```

## Elements

**URI:** This optional attribute refers to the resource URI for the custom Shell.

**Shell:** This attribute contains the process string for the custom Shell. It can contain environment variables.

**Arguments:** This optional attribute contains the argument string and it specifies the command line arguments to be passed to the custom Shell. The Arguments field is treated as an opaque value; it is up to the Shell itself to interpret these arguments.

### 2.2.4.12 DesiredStreamType

This type describes the way to allow clients to request a server response with output from particular streams.

```
<xs:complexType name="DesiredStreamType">
  <xs:simpleContent>
    <xs:extension
      base="tns:StreamNameList"
    >
      <xs:attribute name="CommandId"
        type="xs:anyURI"
        use="optional"
      />
    </xs:extension>
  </xs:simpleContent>
```

```
</xs:complexType>
```

### Attribute

**CommandId:** This optional attribute directs the request to a specific command instead of the Shell. If present, it **MUST** be the one returned in the CommandResponse message.

#### 2.2.4.13 EnvironmentVariable

This type extends the xs:string type to describe individual environment variables that may be set when the new Shell is initialized.

```
<xs:complexType name="EnvironmentVariable">
  <xs:simpleContent>
    <xs:extension
      base="xs:string"
    >
      <xs:attribute name="Name"
        type="xs:string"
        use="required"
      />
    </xs:extension>
  </xs:simpleContent>
</xs:complexType>
```

### Attribute

**Name:** An xs:string value that **MUST** contain the name of the environment variable.

#### 2.2.4.14 EnvironmentVariableList

```
<xs:complexType name="EnvironmentVariableList">
  <xs:sequence
    maxOccurs="unbounded"
  >
    <xs:element name="Variable"
      type="EnvironmentVariable"
    />
  </xs:sequence>
</xs:complexType>
```

**Variable:** The starting set of environment variables that the shell will use. Each environment variable **MUST** be individually defined. For more information, see section [2.2.4.13](#).

#### 2.2.4.15 InitializationParametersType

InitializationParametersType contains initialization data for plug-ins that expose a set of resources through the Web Services Management Protocol Extensions for Windows Vista service. The schema **MUST** be as shown here.

The type is used under the following namespace:  
<http://schemas.microsoft.com/wbem/wsman/1/config/PluginConfiguration>

```
<xs:complexType name="InitializationParametersType">
```



```

<xs:sequence>
  <xs:element name="Param" type="ParamType" minOccurs="0" maxOccurs="unbounded" />
</xs:sequence>
</xs:complexType>

```

## Element

**Param:** Contains one parameter to be passed to the plug-in as initialization data. This data is normally used to customize the behavior of the plug-in, or to load the same plug-in in multiple different configurations. This data is opaque to the Web Services Management Protocol Extensions for Windows Vista service.

### 2.2.4.16 ListenerType

ListenerType MUST be used by the Web Services Management Protocol Extensions for Windows Vista service to listen on one or more IP addresses for WS-Management Protocol requests. ListenerType can be configured for HTTP or HTTPS on a specific IP or on an IP associated with a Media Access Control (MAC) address. The schema MUST be as shown here.

```

<xs:schema xmlns:cfg="http://schemas.microsoft.com/wbem/wsman/1/config"
  xmlns:xs="http://www.w3.org/2001/XMLSchema"
  targetNamespace="http://schemas.microsoft.com/wbem/wsman/1/config"
  elementFormDefault="qualified">
  <xs:element name="Listener" type="cfg:ListenerType"/>
  <xs:complexType name="ListenerType">
    <xs:sequence>
      <xs:element name="Address" type="xs:string"/>
      <xs:element name="Transport" type="xs:string"/>
      <xs:element name="Port" type="xs:unsignedInt"/>
      <xs:element name="Hostname" type="xs:string"/>
      <xs:element name="Enabled" type="xs:boolean" default="true"
        minOccurs="0"/>
      <xs:element name="URLPrefix" type="xs:string" default="wsman"
        minOccurs="0"/>
      <xs:element name="CertificateThumbprint" type="xs:string"
        minOccurs="0"/>
      <xs:element name="ListeningOn" type="xs:string" minOccurs="0"
        maxOccurs="unbounded"/>
    </xs:sequence>
  </xs:complexType>
</xs:schema>

```

## Elements

**Address:** The address for which this listener is created. The value can be one of the following:

- The literal string "\*".
- The literal string "IP:" followed by a valid IP address in either IPv4 dotted-decimal format or in IPv6 colon-hexadecimal format.
- The literal string "MAC:" followed by a MAC address of a Network Interface Card (NIC). The MAC address MUST be a sequence of six or eight pairs of case-insensitive hexadecimal digits separated by "-" (for example, 32-a3-58-90-be-cc).

**Transport:** The transport used to send and receive WS-Management protocol requests and responses. The value MUST be either HTTP or HTTPS.

**Port:** The TCP port for which this listener is created. The minimum value MUST be 1. The maximum value MUST be 65535.

**Hostname:** Host name of the computer where the WS-Management service is running.

**Enabled:** Indicates if the listener is enabled or disabled.

**URLPrefix:** The **Uniform Resource Identifier (URI)** prefix on which to accept HTTP or HTTPS requests. It MUST NOT be blank. It MUST be a string containing only the characters a-zA-Z9-0\_/ and it MUST NOT start with or end with '/'. For example, if the computer name is SampleMachine, the WS-Management client would specify http://SampleMachine/<URLPrefix> in the destination address.

**CertificateThumbprint:** This MUST contain the thumbprint of the certificate as a 40-digit hexadecimal number. It MUST be required if Transport is HTTPS.

**ListeningOn:** Contains the IP address or all IP addresses on which the service is actually listening. This is derived from the Address element based upon the actual IPs associated with the listener. The value of the IP address MUST be in either IPv4 dotted-decimal notation or in IPv6 colon-delimited hexadecimal notation.

These configuration settings are used when processing messages as specified in section [3.1.4.1.29.5](#).

## 2.2.4.17 MachineIDType Complex Type

This type MUST be used to uniquely identify a particular machine, so that requests issued from the same machine can be correlated. The **MachineID** type MUST be used under the namespace <http://schemas.microsoft.com/wbem/wsman/1/machineid>.

The schema MUST be as shown here.

```
<xs:complexType name="MachineIDType">
  <xs:sequence>
    <xs:element name="MachineID"
      type="xs:string"
    />
  </xs:sequence>
  <xs:anyAttribute
    process_contents="lax"
    namespace="##any"
  />
</xs:complexType>
```

### Element

**MachineID:** A SOAP header containing a globally unique string that uniquely identifies the machine sending the request. This allows the receiver of the request to correlate requests from the same machine, even if different requests use different credentials or Internet host names. It MUST be used for publisher-initiated subscription message.

## 2.2.4.18 ParamType

ParamType specifies a single initialization parameter for plug-ins that expose a set of resources through the Web Services Management Protocol Extensions for Windows Vista service. The schema MUST be as shown here.

The type is used under the following namespace:  
<http://schemas.microsoft.com/wbem/wsman/1/config/PluginConfiguration>

```
<xs:complexType name="ParamType">
  <xs:sequence>
  </xs:sequence>
  <xs:attribute name="Name" type="xs:string" />
  <xs:attribute name="Value" type="xs:string" />
</xs:complexType>
```

### Attributes

**Name:** Name of the parameter.

**Value:** Value corresponding to the parameter.

## 2.2.4.19 PluginType

PluginType is the overall container for plug-ins that expose a set of resources through the Web Services Management Protocol Extensions for Windows Vista service. The schema MUST be as shown here.

The type is used under the following namespace:  
<http://schemas.microsoft.com/wbem/wsman/1/config/PluginConfiguration>

```
<xs:schema
  xmlns:xs="http://www.w3.org/2001/XMLSchema"
  xmlns:plugin="http://schemas.microsoft.com/wbem/wsman/1/config/service/PluginConfiguration"
  targetNamespace="http://schemas.microsoft.com/wbem/wsman/1/config/service/PluginConfiguration"
  elementFormDefault="qualified">
  <xs:element name="PluginConfiguration" type="plugin:PluginType"/>
  <xs:complexType name="PluginType">
    <xs:sequence>
      <xs:element name="Resources" type="ResourcesContainerType" />
      <xs:element name="InitializationParameters" minOccurs="0"
        type="InitializationParametersType" />
    </xs:sequence>
    <xs:attribute name="Name" type="xs:string" />
    <xs:attribute name="Filename" type="xs:string" />
    <xs:attribute name="SDKVersion" type="xs:integer" />
    <xs:attribute name="XmlRenderingType" type="XmlRenderingTypeEnumeration" />
    <xs:attribute name="Enabled" type="xs:boolean" use="optional" default="true" />
  </xs:complexType>
</xs:schema>
```

### Elements

**Resources:** Container for the list of resources exposed by this plug-in.

**InitializationParameters:** Container for initial parameters to be passed to the plug-in on startup.

## Attributes

**Name:** Unique name used to identify the plug-in. The Web Services Management Protocol Extensions for Windows Vista service MUST support a Name of up to 2048 characters.

**Filename:** A local file path in whichever file naming syntax is used by the server's local file system; all characters MUST be considered legal by the Web Services Management Protocol Extensions for Windows Vista protocol, as the string is simply passed to the underlying file system. The Web Services Management Protocol Extensions for Windows Vista service MUST support a Name of up to 2048 characters.

**SDKVersion:** This MUST be set to 1.

**XmlRenderingType:** The data format used by the service to communicate with the plug-in.

**Enabled:** This attribute MUST be ignored by the server.

### 2.2.4.20 QueryListType

This type describes a list of queries used to filter events (for more information see section [3.1.4.1.30.5](#)). The schema MUST be as shown here:

```
<xs:element name="QueryList">
  <xs:complexType name="QueryListType">
    <xs:sequence>
      <xs:element name="Query" type="QueryType" minoccurs="1" maxoccurs="unbounded" />
    </xs:sequence>
  </xs:complexType>
</xs:element>
```

## Elements

**Query:** Indicates the queries that are used to filter events. Events that match one or more of the Query elements within a single QueryList element MUST match the query defined by the QueryList element.

### 2.2.4.21 QueryType

This type describes a single query that is used to filter events, as a part of QueryListType as defined in section [2.2.4.20](#).

```
<xs:complexType name="QueryType">
  <xs:sequence>
    <xs:element name="Select" type="SelectType" minoccurs="1" maxoccurs="unbounded" />
  </xs:sequence>
  <xs:attribute name="Id" type="xs:integer" />
</xs:complexType>
```

## Elements

**Select:** The value of the <Select> element MUST be a Level 1 XPath query, as specified in [\[DMTF-DSP0226\]](#) Annex D.1. Events that are selected by one or more of the XPath queries within the QueryList MUST be selected by the filter.

### Attributes

**Id:** This attribute is used to uniquely identify each element of type QueryType within a single element of type QueryListType. The **Id** attribute MUST be unique within a single <QueryList> element, meaning that no two Query elements within a single <QueryList> element can have the same value for the **Id** attribute.

### 2.2.4.22 Receive

This type describes the output data blocks received from the server. It is used as the s:Body element of the Receive message (for more information, see section [3.1.4.14](#)).

```
<xs:complexType name="Receive">
  <xs:sequence>
    <xs:element name="DesiredStream"
      type="DesiredStreamType"
      minOccurs="1"
    />
  </xs:sequence>
</xs:complexType>
```

### Elements

**DesiredStream:** Indicates the streams for which the output is requested and optionally, indicates which command instance is requested.

### 2.2.4.23 ReceiveResponse

This type defines the format of the s:Body element of the server response message. The server response message MUST be sent after successful processing of the [Receive](#) message (for more information, see section [3.1.4.14](#)).

```
<xs:complexType name="ReceiveResponse">
  <xs:sequence>
    <xs:element name="Stream"
      type="StreamType"
      minOccurs="1"
      maxOccurs="unbounded"
    />
    <xs:element name="CommandState"
      type="CommandStateType"
      minOccurs="0"
    />
  </xs:sequence>
  <xs:attribute name="SequenceID"
    type="xs:unsignedLong"
    use="optional"
  />
</xs:complexType>
```

### Elements

**Stream:** This MUST include at least one element of the StreamType, as specified in section [2.2.4.36](#).

**CommandState:** Reports the status of the executing command. For more information, see section [2.2.4.9](#).

## Attributes

**SequenceID:** This optional attribute is reserved for future use and SHOULD be ignored.

### 2.2.4.24 ResourcesContainerType

ResourcesContainerType is the list of exposed Resource URIs and their capabilities for plug-ins that expose a set of resources through the Web Services Management Protocol Extensions for Windows Vista service. The schema MUST be as shown here.

The type is used under the following namespace:

<http://schemas.microsoft.com/wbem/wsman/1/config/PluginConfiguration>

```
<xs:complexType name="ResourcesContainerType">
  <xs:sequence>
    <xs:element name="Resource" type="ResourceType" minOccurs="1" maxoccurs="unbounded" />
  </xs:sequence>
</xs:complexType>
```

## Element

**Resource:** Contains the settings that expose one Resource URI through the service.

### 2.2.4.25 ResourceType

ResourceType contains the settings for a single Resource URI exposed through the Web Services Management Protocol Extensions for Windows Vista service. The schema MUST be as shown here.

The type is used under the following namespace:

<http://schemas.microsoft.com/wbem/wsman/1/config/PluginConfiguration>

```
<xs:complexType name="ResourceType">
  <xs:sequence>
    <xs:element name="Security" type="SecurityType" minOccurs="0" maxoccurs="unbounded" />
    <xs:element name="Capability" type="CapabilityType" minOccurs="1" maxoccurs="unbounded" />
  </xs:sequence>
  <xs:attribute name="ResourceURI" type="xs:anyURI" />
  <xs:attribute name="SupportsOptions" type="xs:boolean" use="optional" default="false" />
  <xs:attribute name="ExactMatch" type="xs:boolean" use="optional" default="false" />
</xs:complexType>
```

## Elements

**Security:** Contains security settings for specific Resource URIs. The Resource URI used in the Security elements MUST begin with the Resource URI contained in the **ResourceURI** field of this Resource Type.

**Capability:** Specifies which operation types the plug-in supports.

#### Attributes

**ResourceURI:** Specifies the Resource URI whose requests will be handled by the containing plug-in.

**SupportsOptions:** If set to true, resources beginning with **ResourceURI** support WS-Management options as specified in [\[DMTF-DSP0226\]](#) section 6.4. If a request contains WS-Management options and the configuration for that resource has SupportsOptions set to false, the Web Services Management Protocol Extensions for Windows Vista service SHOULD ignore the options and process the request normally. [<12>](#)

**ExactMatch:** If set to true, this entry applies only to the Resource URIs specified in **ResourceURI**. Otherwise, this entry applies to any Resource URIs starting with **ResourceURI**.

#### 2.2.4.26 SecurityType

This type is used to indicate the security settings that are used to authorize access to a particular resource.

The type is used under the following namespace:  
<http://schemas.microsoft.com/wbem/wsman/1/config/PluginConfiguration>

```
<xs:complexType name="SecurityType">
  <xs:sequence>
  </xs:sequence>
  <xs:attribute name="Uri" type="xs:string" />
  <xs:attribute name="Sddl" type="xs:string" />
  <xs:attribute name="ExactMatch" type="xs:boolean" use="optional" default="false"/>
</xs:complexType>
```

#### Attributes

**Uri:** Identifies the resource URI for which access is authorized based on the value of the Sddl.

**Sddl:** Identifies the security settings that are used to authorize access to the specified resource URI.

**ExactMatch:** If set to true, the security settings in Sddl are only used to authorize access attempts to the resource URI exactly as given by the Uri. If set to false, the security settings in Sddl are used to authorize access attempts to resource URIs beginning with the string given in Uri.

#### 2.2.4.27 SelectType

This type describes an XPath query that is used to filter events, as a part of QueryListType as defined in section [2.2.4.20](#).

```
<xs:complexType name="SelectType">
  <xs:simpleContent>
    <xs:extension base="xs:string">
      <xs:attribute name="Path" type="xs:string" />
    </xs:extension>
  </xs:simpleContent>
```

```
</xs:complexType>
```

## Attributes

**Path:** The Path attribute SHOULD contain a string that identifies the source of events (for example, a particular log file). The range of allowed values and the way in which the values are processed is implementation-dependent. [<13>](#)

### 2.2.4.28 Send

This type describes the input data blocks sent to the server. It is used as the s:Body element of the Send message (for more information, see section [3.1.4.13](#)).

```
<xs:complexType name="Send">
  <xs:sequence>
    <xs:element name="Stream"
      type="StreamType"
      minOccurs="1"
      maxOccurs="unbounded"
    />
  </xs:sequence>
</xs:complexType>
```

## Element

**Stream:** This MUST include at least one element of the StreamType, as specified in section [2.2.4.36](#).

### 2.2.4.29 SendResponse

This type defines the format of the s:Body element of the server response message, which MUST be sent after successful processing of the Send message.

```
<xs:complexType name="SendResponse">
  <xs:sequence>
    <xs:element name="DesiredStream"
      type="StreamType"
      minOccurs="0"
    />
  </xs:sequence>
</xs:complexType>
```

## Element

**DesiredStream:** This optional element allows the Shell processor to request input from a particular stream. If this is omitted, then the Shell processor will accept input from any stream.

### 2.2.4.30 ServiceAuthType

ServiceAuthType MUST be used to configure the authentication mechanisms that are enabled or disabled on the Web Services Management Protocol Extensions for Windows Vista service.



The Web Services Management Protocol Extensions for Windows Vista service MUST implement the following security profiles:

- wsman:secprofile/http/basic, as specified in [\[DMTF-DSP0226\]](#) section Annex C.3.1.
- wsman:secprofile/https/basic, as specified in [\[DMTF-DSP0226\]](#) Annex C.3.3.
- wsman:secprofile/https/mutual, as specified in [\[DMTF-DSP0226\]](#) Annex C.3.5.
- wsman:secprofile/https/spnego-kerberos, as specified in [\[DMTF-DSP0226\]](#) Annex C.3.8.
- wsman:secprofile/http/spnego-kerberos, as specified in [\[DMTF-DSP0226\]](#) Annex C.3.10.

```
<xs:schema xmlns:cfg="http://schemas.microsoft.com/wbem/wsman/1/config"
  xmlns:xs="http://www.w3.org/2001/XMLSchema"
  targetNamespace="http://schemas.microsoft.com/wbem/wsman/1/config"
  elementFormDefault="qualified">
  <xs:complexType name="ServiceAuthType">
    <xs:sequence>
      <xs:element name="Basic" type="xs:boolean" default="false"/>
      <xs:element name="Kerberos" type="xs:boolean" default="true"/>
      <xs:element name="Negotiate" type="xs:boolean" default="true"/>
      <xs:element name="Certificate" type="xs:boolean" default="false"/>
      <xs:element name="CredSSP" minOccurs="0" type="xs:boolean" default="false"/>
      <xs:element name="CbtHardeningLevel" minOccurs="0" type="xs:string" default="Relaxed"/>
    </xs:sequence>
  </xs:complexType>
</xs:schema>
```

## Elements

**Basic:** Enables or disables Basic authentication using the security profiles wsman:secprofile/http/basic or wsman:secprofile/https/basic.

**Kerberos:** Enables or disables Kerberos authentication using the security profiles wsman:secprofile/http/spnego-kerberos or wsman:secprofile/https/spnego-kerberos.

**Negotiate:** Enables or disables Negotiate authentication using the security profiles wsman:secprofile/http/spnego-kerberos or wsman:secprofile/https/spnego-kerberos.

**Certificate:** Enables or disables Certificate authentication using the security profile wsman:secprofile/https/mutual.

**CredSSP:** Enables or disables CredSSP authentication using the CredSSP security profile, as specified in section [3.1.4.1.28](#).

**CbtHardeningLevel:** Sets the policy regarding the requirement of channel-binding tokens in authentication requests, as specified in [\[RFC2743\]](#), section 1.1.6. May be one of three possible values:

- **Strict:** If a channel-binding token is provided by the client, the service SHOULD use that information when authenticating the user, and the service MUST process the request. If a channel-binding token is not provided, the service SHOULD NOT process the request and SHOULD return a failure.

- Relaxed: If a channel-binding token is provided by the client, the service SHOULD use that information when authenticating the user. Whether or not a channel-binding token is provided, the service MUST process the request.
- None: The service SHOULD ignore any channel-binding token provided by the client, and the service MUST process the request.

The value of this element is only relevant when the connection is over HTTPS. When the connection is over HTTP, the service MUST ignore any channel-binding token provided by the client, and the service MUST process the request.

These configuration settings are used when processing messages as specified in section [3.1.4.1.29.2](#).

### 2.2.4.31 ServiceDefaultPortsType

ServiceDefaultPortsType MUST contain the values that are used for the default ports when constructing a listener. These values SHOULD be read-only. The schema MUST be as shown here.

```
<xs:schema xmlns:cfg="http://schemas.microsoft.com/wbem/wsman/1/config"
  xmlns:xs="http://www.w3.org/2001/XMLSchema"
  targetNamespace="http://schemas.microsoft.com/wbem/wsman/1/config"
  elementFormDefault="qualified">
  <xs:complexType name="ServiceDefaultPortsType">
    <xs:sequence>
      <xs:element name="HTTP" type="xs:unsignedInt"/>
      <xs:element name="HTTPS" type="xs:unsignedInt"/>
    </xs:sequence>
  </xs:complexType>
</xs:schema>
```

#### Elements

**HTTP:** Port used by the service when using the HTTP protocol. The minimum value MUST be 1. The maximum value MUST be 65535. The default value SHOULD be 5985 but MAY be 80. [<14>](#)

**HTTPS:** Port used by the service when using the HTTPS protocol. The minimum value MUST be 1. The maximum value MUST be 65535. The default value SHOULD be 5986, but MAY be 443. [<15>](#)

These configuration settings are used when creating a listener.

### 2.2.4.32 ServiceType

ServiceType is the overall container for the Web Services Management Protocol Extensions for Windows Vista service. Note that listeners are not part of this container and need to be retrieved separately. The schema MUST be as shown here.

```
<xs:schema xmlns:cfg="http://schemas.microsoft.com/wbem/wsman/1/config"
  xmlns:xs="http://www.w3.org/2001/XMLSchema"
  targetNamespace="http://schemas.microsoft.com/wbem/wsman/1/config"
  elementFormDefault="qualified">
  <xs:element name="Service" type="cfg:ServiceType"/>
  <xs:complexType name="ServiceType">
```

```

<xs:sequence>
  <xs:element name="RootSDDL" type="xs:string"
    default="O:NSG:BAD:P(A;;GA;;;BA)S:P(AU;FA;GA;;;WD)
(AU;SA;GWGX;;;WD)"/>
  <xs:element name="MaxConcurrentOperations"
    type="xs:unsignedInt"
    default="100"/>
  <xs:element name="MaxConcurrentOperationsPerUser"
    type="xs:unsignedInt"
    minOccurs="0"
    default="15"/>
  <xs:element name="EnumerationTimeoutms" type="xs:unsignedInt"
    default="60000"/>
  <xs:element name="MaxConnections" type="xs:unsignedInt" default="5"/>
  <xs:element name="MaxPacketRetrievalTimeSeconds" type="xs:unsignedInt"
    minOccurs="0"
    default="120" />
  <xs:element name="AllowUnencrypted" type="xs:boolean"
    default="false"/>
  <xs:element name="Auth" type="cfg:ServiceAuthType"/>
  <xs:element name="DefaultPorts"
    type="cfg:ServiceDefaultPortsType"/>
  <xs:element name="IPv4Filter" type="xs:string" default="*/>
  <xs:element name="IPv6Filter" type="xs:string" default="*/>
  <xs:element name="CertificateThumbprint" type="xs:string"
    minOccurs="0"/>
</xs:sequence>
</xs:complexType>
</xs:schema>

```

## Elements

**RootSDDL:** The security descriptor controls remote access to the listener. The string format of RootSDDL uses the syntax defined by the Security Descriptor Definition Language (SDDL), as specified in [\[MS-DTYP\]](#) section 2.5.1. This configuration setting is used when processing messages, as specified in Section [3.1.4.1.28](#).

**MaxConcurrentOperations:** The maximum number of concurrent Enumeration operations allowed. The maximum allowed value MUST be 4294967295; a server MAY allow smaller values but MUST NOT allow a value less than 1. [<16>](#) This configuration setting MAY [<17>](#) be used when processing messages, as specified in section [3.1.4.1.19](#).

**MaxConcurrentOperationsPerUser:** The maximum number of concurrent Enumeration operations allowed by an individual user. The minimum value MUST be 1. The maximum value MUST be 4294967295. This configuration setting is used when processing messages, as specified in section [3.1.4.1.19](#).

**EnumerationTimeoutms:** The idle time-out, in milliseconds, between Pull messages. The time interval is measured beginning from the time that the service sends the EnumerationResponse or PullResponse to the client, to the time that the service receives a Pull or Release request. The minimum value MUST be 500. The maximum value MUST be 4294967295. The default value MUST be 60000. This configuration setting is used by the Enumeration Garbage Collection timer, as specified in section [3.1.5](#).

**MaxConnections:** The maximum number of active requests that the service can process simultaneously. The minimum value MUST be 1. The maximum value MUST be 50. The default

value SHOULD be 5, but MAY be 25.<18> This configuration setting is used when processing messages, as specified in section [3.1.4.1.19](#).<19>

**MaxPacketRetrievalTimeSeconds:** The maximum length of time, in seconds, a service is allowed to take to receive the entire HTTP request from the client. The time interval is measured beginning from the time the service receives the HTTP header from the client, to the time the service has retrieved the entire HTTP message. The minimum value of this element MUST be 1, and the maximum value MUST be 4294967295. The default value MUST be 120. This configuration setting is used by the Packet Retrieval timer, as specified in section [3.1.5](#).

**AllowUnencrypted:** Contains a setting that allows the Web Services Management Protocol Extensions for Windows Vista client to send requests by using an authentication scheme and transport that does not encrypt the request and response, such as Digest over HTTP. Used when processing messages, as specified in section [3.1.4.1.29](#).

**Auth:** This MUST contain additional elements to configure authentication schemes, as specified in section [2.2.4.30](#).

**DefaultPorts:** This MUST contain additional elements to configure the default ports that are used when creating a listener, as specified in section [2.2.4.31](#).

**IPv4Filter:** The IPv4 addresses that can be used by listeners. May be one of three possible values:

- Blank: No IPv4 addresses can be used.
- The asterisk "\*" character: any IPv4 address can be used.
- A list of IP ranges in which the ranges are separated by a comma "," character and each range is a pair of IPv4 addresses in dotted-decimal format separated by a hyphen "-" character and the smaller value occurs first in the pair. Indicates that any IP address in the given ranges may be used. Ranges are inclusive.

**IPv6Filter:** The IPv6 addresses that can be used by listeners. May be one of three possible values:

- Blank: No IPv6 addresses can be used.
- The asterisk "\*" character: any IPv6 address can be used.
- A list of IP ranges in which the ranges are separated by a comma "," character and each range is a pair of IPv6 addresses in colon-hexadecimal format separated by a hyphen "-" character and the smaller value occurs first in the pair. Indicates that any IP address in the given ranges may be used. Ranges are inclusive.

**CertificateThumbprint:** The thumbprint of the service certificate.

### 2.2.4.33 Shell

The **Shell data type** describes the body element of the wst:Create message (for more information, see section [3.1.4.5.2](#)) and defines information required to properly initialize the targeted Shell. This data type is used to create both the Text-based Command Shell and the Custom Remote Shell. The element has several predefined elements and ends with an open content model, so additional resource-specific initialization can be provided by using a single XML element of arbitrary structure from another XML namespace.

The XML namespace URI that MUST be used by implementations for all Shell data types is <http://schemas.microsoft.com/wbem/wsman/1/windows/shell>.

```
<xs:complexType name="Shell">
  <xs:sequence>
    <xs:element name="ShellId"
      type="xs:anyURI"
      minOccurs="0"
    />
    <xs:element name="Environment"
      type="EnvironmentVariableList"
      minOccurs="0"
    />
    <xs:element name="WorkingDirectory"
      type="xs:string"
      minOccurs="0"
      nillable="false"
    />
    <xs:element name="Lifetime"
      type="xs:duration"
      minOccurs="0"
    />
    <xs:element name="IdleTimeout"
      type="xs:duration"
      minOccurs="0"
    />
    <xs:element name="InputStreams"
      type="StreamNameList"
      minOccurs="0"
    />
    <xs:element name="OutputStreams"
      type="StreamNameList"
      minOccurs="0"
    />
    <xs:any
      minOccurs="0"
      maxOccurs="unbounded"
      namespace="##other"
    />
  </xs:sequence>
</xs:complexType>
```

## Elements

**ShellId:** An xs:anyURI value that identifies the Shell. An optional element used in the wst:GetResponse message (for more information, see section [3.1.4.2.1](#)).

**Environment:** Contains a sequence of EnvironmentVariable elements, the starting set of environment variables that the Shell will use.

**WorkingDirectory:** An xs:string value that MUST contain the starting directory that the Shell should use for initialization.

**Lifetime:** An optional quota setting that configures the maximum time, in seconds, that the Remote Shell will stay open. The time interval is measured beginning from the time that the service receives a wst:Create request for a Remote Shell. The maximum allowed value MUST

be 0x7FFFFFFF. The minimum allowed value MUST be 0. This configuration setting is used by the Shell Lifetime timer, as specified in section [3.1.5](#).

**IdleTimeout:** An optional idle time-out for the Shell. The value MUST be expressed in milliseconds. The service SHOULD close and terminate the shell instance if it is idle for this much time. If the Shell is reused within this time limit, the countdown timer is reset once the command sequence is completed. [<20>](#)

**InputStreams:** A simple token list of all input streams the client will be using during execution. The only supported stream is "stdin". There is no requirement that the client make use of it. However, the client MUST NOT later attempt to send a named stream "stdin" if it is not specified in the wst:Create message. For example, if the client knows that "stdin" will not be used during the session, the client can specify an empty rsp:InputStreams element or omit it entirely. However, if the client anticipates that the "stdin" stream may be used, it MUST include the name in the list. If it is specified, there is no requirement that the client actually use it during the session.

**OutputStreams:** A simple token list of all output streams expected by the client. The supported streams are "stdout" and "stderr". There is no requirement that the client make all of them available output streams. For example, if the client only needs "stdout" during the session, it can list "stdout" as the sole stream of interest. If a stream is specified, there is no requirement that the client actually use it during the session.

In addition to the preceding standardized initialization parameters, the open content model for the rsp:Shell body allows individual shells to have any additional XML content required for initialization. [<21>](#)

#### 2.2.4.34 Signal

This type describes the signal values that are used to control the execution of the specific commands or of the Shell processor itself. It defines the format of the s:Body element of the Signal message (for more information, see section [3.1.4.12](#)).

```
<xs:complexType name="Signal">
  <xs:sequence>
    <xs:element name="Code"
      type="SignalCodeEnumeration"
    />
  </xs:sequence>
  <xs:attribute name="CommandId"
    type="xs:anyURI"
    use="optional"
  />
</xs:complexType>
```

#### Element

**Code:** This required element MUST contain the control code being sent to the Shell or to a specific command. The value MUST be one of the following URIs:

- [http://schemas.microsoft.com/wbem/wsman/1/windows/shell/signal/ctrl\\_c](http://schemas.microsoft.com/wbem/wsman/1/windows/shell/signal/ctrl_c)

This value indicates that the Shell MUST attempt to terminate any currently running command or commands and return to an idle state and represents the behavior of Control-C.

- [http://schemas.microsoft.com/wbem/wsman/1/windows/shell/signal/ctrl\\_break](http://schemas.microsoft.com/wbem/wsman/1/windows/shell/signal/ctrl_break)  
This value represents the behavior Control-Break. While most of the tools do not differentiate between Control-Break and Control-C some handle them as separate and different signals. The underlying implementation should take whatever steps are necessary to ensure that the running command can process Control-Break separately from Control-C.
- <http://schemas.microsoft.com/wbem/wsman/1/windows/shell/signal/Terminate>  
This control code is sent by the client to acknowledge receipt of the end of the command output from the service and to clean up any resources associated with command execution. Because the service may have to cache this information until it knows that the client has received the entire stream, the client MUST send this before a new command can be executed.
- [powershell/signal/ctrl\\_c](http://schemas.microsoft.com/wbem/wsman/1/windows/shell/signal/ctrl_c)  
This value indicates that the Shell MUST attempt to terminate any currently running command or commands and return to an idle state and represents the behavior of Control-C. This value has the same meaning as the value ending in [windows/shell/signal/ctrl\\_c](http://schemas.microsoft.com/wbem/wsman/1/windows/shell/signal/ctrl_c) above.

### Attribute

**CommandId:** This optional attribute directs the signal to a specific command instead of the Shell. If present, it MUST be the one returned in the CommandResponse message. This is used when terminating individual commands.

#### 2.2.4.35 SignalResponse

This type defines the format of the s:Body element of the server response message which is sent after successful processing of the Signal message.

```
<xs:complexType name="SignalResponse">
  <xs:sequence>
    <xs:any
      minOccurs="0"
      maxOccurs="unbounded"
      namespace="##other"
    />
  </xs:sequence>
</xs:complexType>
```

#### 2.2.4.36 StreamType

The **StreamType Complex Type** describes a block of base64-encoded stream data sent or received via the Remote Shell Protocol. For a command to execute, one or many of such blocks may be sent or received. Depending on the command, the Shell processor may receive and/or return ANSI data, Unicode data, or encodings specific to the command being executed. If ANSI data is used, then the client MUST specify WINRS\_CODEPAGE as an option while creating the shell, as indicated in section [3.1.4.5.2](#). This option specifies the codepage to be used for ANSI data.

```
<xs:complexType name="StreamType">
```

```

<xs:simpleContent>
  <xs:extension
    base="xs:base64binary"
  >
    <xs:attribute name="Name"
      type="StreamName"
      use="required"
    />
    <xs:attribute name="CommandId"
      type="xs:anyURI"
      use="optional"
    />
    <xs:attribute name="End"
      type="xs:boolean"
      use="optional"
    />
    <xs:attribute name="Unit"
      type="xs:anyURI"
      use="optional"
    />
    <xs:attribute name="EndUnit"
      type="xs:boolean"
      use="optional"
    />
  </xs:extension>
</xs:simpleContent>
</xs:complexType>

```

## Attributes

**Name:** A required attribute that MUST contain the name of the stream.

**CommandId:** This optional attribute indicates that the stream relates to a currently executing command and, if present, MUST be the one returned in the CommandResponse message. If absent, the stream relates directly to the Shell processor, not to the command in progress.

**End:** This optional attribute MUST be set to "true" to indicate that the stream is ending and that no more content will occur for this stream for the currently executing command. It MUST not be used for streams tied to the shell processor itself.

**Unit:** This optional attribute indicates the beginning of the logical record. This attribute may appear alone on the Stream element or may appear in combination with encoded data. If it appears alone, it indicates that the unit of transmission identified by the URI value is about to begin. Any subsequent data within the same stream is considered to be part of the unit, and the attribute need not reappear.

**EndUnit:** This optional attribute indicates the end of previously mentioned unit attribute. It is especially useful in case of nested unit.

### 2.2.4.37 SubscriptionType Complex Type

As an alternative to the Subscribe request, publisher-initiated subscriptions use the following message as an enumeration result. Web Services Management Protocol Extensions for Windows Vista servers and clients MUST support this message in order to use the publisher-initiated subscription. [<22>](#)



Web Services Protocol Extensions for Windows Vista servers and clients MUST use SubscriptionType Complex Type under the following namespace:  
<http://schemas.microsoft.com/wbem/wsman/1/subscription>

The schema MUST be as shown here.

```
<xs:complexType name="SubscriptionType">
  <xs:sequence>
    <xs:element name="Version"
      type="xs:string"
    />
    <xs:element name="Envelope"
      type="s:Envelope"
    />
  </xs:sequence>
</xs:complexType>
```

## Elements

**Version:** Version is a **globally unique identifier (GUID)** assigned to the current version of the subscription referred to in the envelope. If the client receives a result with the same version on subsequent enumerations, it means that the same subscription is present and has not changed. Whenever parameters for the subscription change, subsequent enumeration results containing that subscription MUST use a new version identifier.

**Envelope:** A SOAP envelope that MUST contain a SubscribeMsg message, as specified in section [3.1.4.6.1](#).

### 2.2.4.38 WinrsType

WinrsType is the overall container for the Remote Shell server configuration. It uses the following schema. The schema MUST be as shown here.

```
<?xml version="1.0" encoding="UTF-8"?>
<xs:schema xmlns:xs="http://www.w3.org/2001/XMLSchema"
  xmlns="http://schemas.microsoft.com/wbem/wsman/1/config/winrs"
  targetNamespace="http://schemas.microsoft.com/wbem/wsman/1/config"
  attributeFormDefault="unqualified">
  <xs:complexType name="WinrsType">
    <xs:annotation>
      <xs:documentation>This schema defines winrs configuration
        settings </xs:documentation>
    </xs:annotation>
    <xs:sequence>
      <xs:element name="AllowRemoteShellAccess" type="xs:boolean"
        default="True"/>
      <xs:element name="IdleTimeout" type="xs:unsignedLong"
        default="900000"/>
      <xs:element name="MaxConcurrentUsers" type="xs:unsignedShort"
        default="5"/>
      <xs:element name="MaxShellRunTime" type="xs:unsignedLong"
        default="28800000"/>
      <xs:element name="MaxProcessesPerShell" type="xs:unsignedLong" default="15"/>
      <xs:element name="MaxMemoryPerShellMB" type="xs:unsignedLong" default="150"/>
      <xs:element name="MaxShellsPerUser" type="xs:unsignedLong" default="5"/>
    </xs:sequence>
  </xs:complexType>
</xs:schema>
```

```
</xs:complexType>
</xs:schema>
```

## Elements

**AllowRemoteShellAccess:** Configures access to Remote Shells. If set to False, new Remote Shell connections MUST be rejected by the server, which MUST reply with an error response. The default value is True.

**MaxConcurrentusers:** Configures the maximum number of users concurrently performing remote operations on the same system by using remote CMD Shell. The minimum value MUST be 1. The maximum value MUST be 100. The new Shell connections MUST be rejected if they exceed the specified limit, meaning the server MUST reply with an error response. The default number is five connections per user.

**IdleTimeout:** Configures the maximum time, in milliseconds, that the Remote Shell will stay open without any user activity until it is automatically deleted. The time interval is measured beginning from the time that the service receives a request targeted at a Remote Shell or a wst:Create request to create a new Remote Shell, to the time that the service receives another request targeted at that Remote Shell. Any value from 0 to 0x7FFFFFFF MUST be allowed, where 0 indicates an infinite timeout. The default value SHOULD be 900000, which corresponds to 15 minutes. <23> This configuration setting is used by the Shell Idle Timeout timer, as specified in section [3.1.5](#).

**MaxShellRunTime:** Configures the maximum time, in milliseconds, that the remote command or script will be allowed to execute. The maximum allowed value MUST be 0x7FFFFFFF; the server MAY <24> allow lower values, but MUST NOT allow a value less than 0. If a request attempts to set this to a value that is less than the minimum allowed value, the server SHOULD return a wsman:SchemaValidationError fault. A value of 0 MUST indicate an infinite time-out. The server MAY <25> terminate the command in progress if it takes longer than the specified amount of time. The default value is 28800000, which corresponds to eight hours.

**MaxProcessesPerShell:** Configures the maximum number of processes that any Shell operation is allowed to launch. Any number from 0 to 0x7FFFFFFF can be set, where 0 means an unlimited number of processes. The default value SHOULD be 15, but MAY be 5. <26> If the remote operation attempts to launch a new process and the process count exceeds the specified limit, the operation MUST return a fault and any future operations on that shell MUST return a fault until the process count decreases.

**MaxMemoryPerShellIMB:** Configures the maximum total amount of memory that can be allocated by any active Remote Shell and all its child processes. Any value from 0 to 0x7FFFFFFF can be set, where 0 means unlimited memory; that is, the ability of the remote operations to allocate memory is limited only by the available virtual memory. The remote operation MUST be terminated when a new allocation exceeds the specified quota. The default value SHOULD be 150, but MAY be 80. <27>

**MaxShellsPerUser:** Configures the maximum number of concurrent shells that any user can remotely open on the same system. Any number from 0 to 0x7FFFFFFF can be set, where 0 means an unlimited number of shells. If this policy setting is enabled, the user will not be able to open new Remote Shells if the count exceeds the specified limit. If this policy setting is disabled or is not configured, by default, the limit SHOULD be set to 5 Remote Shells per user, but MAY be set to 2. <28>

## 2.2.4.39 WSMANFaultType

A SOAP fault is used to carry error information within a SOAP message. A fault is returned when the SOAP message is successfully delivered by the transport, and processed by the service but not processed properly.

The WS-Management Protocol defines an extensibility model that allows a service to include additional fault information in the s:Detail element. The Web Services Management Protocol Extensions for Windows Vista defines WSMANFault for reporting additional fault information. The schema for WSMANFault MUST be as follows.

```
<xs:schema xmlns:xs="http://www.w3.org/2001/XMLSchema"
  xmlns:wsmmanfault="http://schemas.microsoft.com/wbem/wsman/1/wsmmanfault"
  targetNamespace="http://schemas.microsoft.com/wbem/wsman/1/wsmmanfault"
  elementFormDefault="qualified" attributeFormDefault="unqualified">
  <xs:simpleType name="GUIDType">
    <xs:restriction base="xs:string">
      <xs:pattern value="
" [0-9a-fA-F]{8}-[0-9a-fA-F]{4}-[0-9a-fA-F]{4}-[0-9a-fA-F]{4}-[0-9a-fA-F]{12}"/>
    </xs:restriction>
  </xs:simpleType>
  <xs:complexType name="WSMANFaultType">
    <xs:sequence>
      <xs:element name="Message" type="wsmmanfault:MessageType"
        minOccurs="0"/>
    </xs:sequence>
    <xs:attribute name="Code" type="xs:unsignedInt" use="required"/>
    <xs:attribute name="Machine" type="xs:string" use="required"/>
    <xs:anyAttribute processContents="lax"/>
  </xs:complexType>
  <xs:element name="WSMANFault" type="wsmmanfault:WSMANFaultType"/>
  <xs:complexType name="ProviderFaultType" mixed="true">
    <xs:sequence>
      <xs:any processContents="lax" minOccurs="0"
        maxOccurs="unbounded"/>
    </xs:sequence>
    <xs:attribute name="providerId" type="wsmmanfault:GUIDType"/>
    <xs:anyAttribute processContents="lax"/>
  </xs:complexType>
  <xs:complexType name="MessageType" mixed="true">
    <xs:sequence>
      <xs:element name="ProviderFault"
        type="wsmmanfault:ProviderFaultType"
        minOccurs="0"/>
    </xs:sequence>
  </xs:complexType>
</xs:schema>
```

**Code:** An integer that contains an implementation-specific error code. [<29>](#)

**Machine:** A string that SHOULD specify the machine name where this fault occurred. [<30>](#)

**Message:** Message is a complex type that allows mixed content. It can contain a sequence of elements of type ProviderFault and text that contains a user-friendly description of the fault. No restrictions are placed on content or format of the descriptive text. Each ProviderFault element contains **resource**-specific fault information. ProviderFault can contain a sequence of elements of xs:any type.

The Web Services Management Protocol Extensions for Windows Vista service MUST include either a Message element of xs:string type that contains a user-friendly description of the error or a ProviderFault element that MUST contain a WSMFault element of type WSMFault. This WSMFault element MUST contain a Message element that is of xs:string type that contains a user-friendly description of the error. The language of the text SHOULD correspond to the language specified in the xml:lang attribute in the Text element, as defined in [\[DMTF-DSP0226\]](#) section 14.2.

**ProviderFault:** An element that MUST contain specific, resource provider fault information.

**providerId:** A GUID element that SHOULD contain the identifier of the resource provider that generated the fault on the Web Services Management Protocol Extensions for Windows Vista service. [<31>](#)

## 2.2.5 Simple Types

The following table summarizes the set of common XML Schema simple type definitions defined by this specification. XML Schema simple type definitions that are specific to a particular operation are described with the operation.

Simple type	Description
<a href="#">ArgumentType</a>	ArgumentType describes an argument that is passed in to a command.
<a href="#">CapabilityEnumeration</a>	CapabilityEnumeration is an enumeration of possible request types supported by plug-ins that expose a set of resources through the Web Services Management Protocol Extensions for Windows Vista service.
<a href="#">cimDateTime</a>	CimDateTime is used for specifying a time stamp or an interval.
<a href="#">CommandStateEnumeration</a>	CommandStateEnumeration defines the state of a command running within a shell.
<a href="#">ExitCodeType</a>	ExitCodeType defines a shell-specific exit code.
<a href="#">SignalCodeEnumeration</a>	SignalCodeEnumeration defines a control code value that is sent to a shell or command.
<a href="#">StreamName</a>	StreamName describes a data stream name.
<a href="#">StreamNameList</a>	StreamNameList describes a list of data stream names.
<a href="#">XmlRenderingTypeEnumeration</a>	XmlRenderingTypeEnumeration is an enumeration of possible data formats used by plug-ins that expose a set of resources through the Web Services Management Protocol Extensions for Windows Vista service.

### 2.2.5.1 ArgumentType

This type describes an argument that is passed in to a command (for more information, see section [2.2.4.7](#)).

Because many command processors use characters that are XML-reserved characters, it is important to observe correct XML reserved character escape sequences. This is particularly important because the "<" and ">" characters (reserved in XML) are often used for input/output (I/O) redirection in cmd.exe, so these MUST be replaced with their "escaped" XML equivalents "&lt;" or "&gt;".

```

<xs:simpleType name="ArgumentType">
  <xs:restriction
    base="xs:string"
  />
</xs:simpleType>

```

## 2.2.5.2 CapabilityEnumeration

CapabilityEnumeration is an enumeration of possible request types supported by plug-ins that expose a set of resources through the Web Services Management Protocol Extensions for Windows Vista service. Each capability corresponds directly to one or more actions. The schema MUST be as shown here.

The type is used under the following namespace:  
<http://schemas.microsoft.com/wbem/wsman/1/config/PluginConfiguration>

```

<xs:simpleType name="CapabilityEnumeration">
  <xs:restriction base="xs:string">
    <xs:enumeration value="Get" />
    <xs:enumeration value="Put" />
    <xs:enumeration value="Create" />
    <xs:enumeration value="Delete" />
    <xs:enumeration value="Invoke" />
    <xs:enumeration value="Enumerate" />
    <xs:enumeration value="Subscribe" />
    <xs:enumeration value="Shell" />
  </xs:restriction>
</xs:simpleType>

```

### Enumeration

The following values are defined by the CapabilityEnumeration simple type.

Value	Description
Get	The plug-in accepts Get messages.
Put	The plug-in accepts Put messages.
Create	The plug-in accepts Create messages.
Delete	The plug-in accepts Delete messages.
Invoke	The plug-in accepts messages to invoke CIM methods as specified in section <a href="#">3.1.4.1.32</a> .
Enumerate	The plug-in accepts Enumerate, Pull, and Release messages.
Subscribe	The plug-in accepts Subscribe, Pull, and Unsubscribe messages.
Shell	The plug-in accepts messages for the Remote Shell scenario.

### 2.2.5.3 cim:cimDateTime

The CIM specification defines the DateTime type for specifying a time stamp (point in time) or an interval. If it specifies a time stamp, it allows preservation of the time zone offset. In both cases, DateTime allows specification of varying precision of the date and time information. WS-CIM mapping specification, as specified in [\[DMTF-DSP0230\]](#) section 8.1, defines cim:cimDateTime type for mapping DateTime to XML.[<32>](#)

### 2.2.5.4 CommandStateEnumeration

This type defines the state of a command running within a shell (for more information, see section [2.2.4.9](#)).

```
<xs:simpleType name="CommandStateEnumeration">
  <xs:restriction
    base="xs:anyURI"
  >
    <xs:enumeration
      value="http://schemas.microsoft.com/wbem/wsman/1/windows/shell/CommandState/Done"
    />
    <xs:enumeration
      value="http://schemas.microsoft.com/wbem/wsman/1/windows/shell/CommandState/Pending"
    />
    <xs:enumeration
      value="http://schemas.microsoft.com/wbem/wsman/1/windows/shell/CommandState/Running"
    />
  </xs:restriction>
</xs:simpleType>
```

#### Enumeration

The following values are defined by the CommandStateEnumeration simple type:

Value	Description
http://schemas.microsoft.com/wbem/wsman/1/windows/shell/CommandState/Done	Indicates that the command is Done.
http://schemas.microsoft.com/wbem/wsman/1/windows/shell/CommandState/Pending	Indicates that the command is Pending.
http://schemas.microsoft.com/wbem/wsman/1/windows/shell/CommandState/Running	Indicates that the command is Running.

### 2.2.5.5 ExitCodeType

This type defines a shell-specific exit code (for more information, see section [2.2.4.9](#)).

```
<xs:simpleType name="ExitCodeType">
  <xs:restriction
    base="xs:integer"
  />
</xs:simpleType>
```

```
</xs:simpleType>
```

### 2.2.5.6 SignalCodeEnumeration

This type defines a control code value, which MUST be sent to a shell or command (for more information, see section [2.2.4.34](#)).

```
<xs:simpleType name="SignalCodeEnumeration">
  <xs:restriction
    base="xs:anyURI"
  >
    <xs:enumeration
      value="http://schemas.microsoft.com/wbem/wsman/1/windows/shell/signal/terminate"
    />
    <xs:enumeration
      value="http://schemas.microsoft.com/wbem/wsman/1/windows/shell/signal/ctrl_c"
    />
    <xs:enumeration
      value="http://schemas.microsoft.com/wbem/wsman/1/windows/shell/signal/ctrl_break"
    />
    <xs:enumeration
      value="powershell/signal/ctrl_c"
    />
  </xs:restriction>
</xs:simpleType>
```

#### Enumeration

The following values are defined by the SignalCodeEnumeration simple type.

Value	Description
http://schemas.microsoft.com/wbem/wsman/1/windows/shell/signal/terminate	Terminates the shell or command.
http://schemas.microsoft.com/wbem/wsman/1/windows/shell/signal/ctrl_c	Sends a CTRL-C signal to the shell or command.
http://schemas.microsoft.com/wbem/wsman/1/windows/shell/signal/ctrl_break	Sends a CTRL-BREAK signal to the shell or command.
powershell/signal/ctrl_c	Sends a CTRL-C signal to the shell or command.

### 2.2.5.7 StreamName

This type describes a data stream name. It is used as part of a StreamNameList to specify the input and output streams used by a shell (for more information, see section [2.2.4.33](#)).

```
<xs:simpleType name="StreamName">
```

```

    <xs:restriction
      base="xs:token"
    />
  </xs:simpleType>

```

### 2.2.5.8 StreamNameList

This type describes a list of data stream names. It is used to specify the input and output streams used by a shell (for more information, see section [2.2.4.33](#)).

```

<xs:simpleType name="StreamNameList">
  <xs:list>
    <xs:itemType name="StreamName" />
  </xs:list>
</xs:simpleType>

```

### 2.2.5.9 XmlRenderingTypeEnumeration

**XmlRenderingTypeEnumeration** is an enumeration of possible data formats used by plug-ins that expose a set of resources through the Web Services Management Protocol Extensions for Windows Vista service. The schema **MUST** be as shown here.

The type is used under the following namespace:  
<http://schemas.microsoft.com/wbem/wsman/1/config/PluginConfiguration>

```

<xs:simpleType name="XmlRenderingTypeEnumeration">
  <xs:restriction base="xs:string">
    <xs:enumeration value="text" />
    <xs:enumeration value="XmlReader" />
  </xs:restriction>
</xs:simpleType>

```

#### Enumeration

The following values are defined by the **XmlRenderingTypeEnumeration** simple type.

Value	Description
text	Indicates that the plug-in will consume input as XML documents formatted as plain strings.
XmlReader	This value <b>MUST NOT</b> be used.

### 2.2.6 Attributes

This specification does not define any common XML Schema attribute definitions.

### 2.2.7 Groups

This specification does not define any common XML Schema group definitions.



## 2.2.8 Attribute Groups

This specification does not define any common XML Schema attribute group definitions.

## 2.2.9 Common Data Structures

The following table summarizes the set of common data structures defined by this specification.

Data Structure	Description
<a href="#">Encrypted Message Types</a>	Data types that are used by the Web Services Management Protocol Extensions for Windows Vista service when encrypting messages for confidentiality and integrity protection by using HTTP as the transport.
<a href="#">Compressed Message Types</a>	Data types that are used by the Web Services Management Protocol Extensions for Windows Vista service when compressing messages for reduced network traffic.

### 2.2.9.1 Encrypted Message Types

Encryption is used by the Web Services Management Protocol Extensions for Windows Vista service and clients when encrypting messages for confidentiality and integrity protection when using HTTP as the transport. This section describes the data types that are used by the Web Services Management Protocol Extensions for Windows Vista service when encrypting messages for confidentiality and integrity protection by using HTTP as the transport. Web Services Management Protocol Extensions for Windows Vista clients MUST use this message when sending a request and the Web Services Management Protocol Extensions for Windows Vista service MUST use this message when responding to a request if integrity protection and encryption is required.

When using Encryption, there are three options available. <33>

Option	Description
Negotiate Encrypted Message	SPNEGO (as specified in <a href="#">RFC4559</a> section 4.1) is used for setting up a security context between the client and server and message encryption is done by using the GSS-API security context.
Kerberos Encrypted Message	Kerberos (as specified in <a href="#">RFC4559</a> section 4) is used for setting up a security context between the client and server and message encryption is done by using the GSS-API security context.
CredSSP Encrypted Message	Kerberos (as specified in <a href="#">MS-CSSP</a> ) is used for setting up a security context between the client and server and message encryption is done by using the GSS-API security context.

#### 2.2.9.1.1 NegotiateEncryptedMessage

This message is used when Simple and Protected GSS-API Negotiation (SPNEGO), as specified in [RFC4559](#) section 6, is used for setting up a security context between the client and server. The client and servers can encrypt the message by using the GSS-API security context.

##### 2.2.9.1.1.1 HTTP Headers

The request includes a number of fields in the HTTP message headers. The fields MUST follow the rules as specified in [RFC2616](#) section 4.2.

#### Tokens

**Content-Length:** Contains the size, in bytes, of the message body. It MUST be present.

**Authorization:** Contains the credentials that are defined according to the framework that is specified in [\[RFC2616\]](#), section 14.8.

```
Authorization = "Authorization" ":" credentials
credentials   = "Negotiate" auth-data2
auth-data2    = 1#( gssapi-data )
```

Where gssapi-data is the base64 encoding of the InitializeContextToken, as specified in [\[RFC4559\]](#) section 4.2. The client MUST include the Authorization field in the request until the Web Services Management Protocol Extensions for Windows Vista service responds with a "200 OK" response, indicating that the security context is complete.

**Content-Type:** Contains the media type, as specified in [\[RFC2616\]](#) section 14.17.

```
Content-Type = "Content-Type" ":"
1#(contenttype";"protocol"=" protocolvalue";
"boundary"="boundaryvalue)
```

**contenttype:** Contains the message content type. It MUST be set to "multipart/encrypted".

**protocolvalue:** Contains the authentication mechanism that is used to establish the security token. It MUST be set to "application/HTTP-SPNEGO-session-encrypted", which indicates the security context that is obtained from authentication by using SPNEGO over HTTP, as specified in [\[RFC4559\]](#) section 6, and is used to encrypt the message.

**boundaryvalue:** Contains the boundary that is used as the delimiter line for the multipart media content. It MUST be set to "Encrypted Boundary".

### 2.2.9.1.1.2 Message Payload

The message payload MUST contain two multipart media-type body parts that are delineated by using the boundary string that is specified in the boundary parameter within the Content-Type header.

#### 2.2.9.1.1.2.1 Metadata Fields

The first part contains metadata about the encrypted message and it MUST contain the following headers.

##### Tokens

**Content-Type:** Contains the media type of the encrypted message.

```
Content-Type = HT"Content-Type" ":" 1#(contenttype)
```

**HT:** The horizontal tab character. It MUST precede the literal "Content-Type".

**contenttype:** Contains the encrypted message content type, and it MUST be set to the following.

```
application/HTTP-SPNEGO-session-encrypted
```

**OriginalContent:** Contains information about the original message before encryption.

```
OriginalContent=HT"OriginalContent":  
  "1#(contenttype";"charset"="charsetvalue";  
  "Length"="lengthvalue)
```

**HT:** The horizontal tab character. It MUST precede the literal "OriginalContent".

**contenttype:** Contains the message content type of the original message and it MUST be set to application/soap+xml.

**charsetvalue:** Contains the Unicode Transformation Format (UTF) and it MUST be set to either UTF-8 or UTF-16.

**length:** Contains the length of the original message.

#### 2.2.9.1.1.2.2 Encrypted Data

The second part of the message payload contains the SOAP encrypted message. This is an octet stream of the encrypted SOAP message, which is encrypted and integrity-protected by using the framework as specified in [\[RFC4121\]](#).

#### 2.2.9.1.2 KerberosEncryptedMessage

This message is used when Kerberos (as specified in [\[RFC4559\]](#) section 4) is used for setting up a security context between the client and server. The client and servers can encrypt the message by using the GSS-API security context.

##### 2.2.9.1.2.1 HTTP Headers

The request includes a number of fields in the HTTP message headers. The fields MUST follow the rules as specified in [\[RFC2616\]](#) section 4.2.

##### Tokens

**Content-Length:** Contains the size, in bytes, of the message body. It MUST be present.

**Authorization:** Contains the credentials that are defined according to the framework that is specified in [\[RFC2616\]](#) section 14.8.

```
Authorization = "Authorization" ":" credentials
```

```
credentials = "Kerberos" auth-data2  
auth-data2 = 1#( gssapi-data )
```

Where gssapi-data is the base64 encoding of the InitializeContextToken, as specified in [\[RFC4559\]](#) section 4.2. The client MUST include the Authorization field in the request until the Web Services Management Protocol Extensions for Windows Vista service responds with a 200 OK response, indicating that the security context is complete.

**Content-Type:** Contains the media type, as specified in [\[RFC2616\]](#) section 14.17.

```
Content-Type = "Content-Type":"  
  1#(contenttype;"protocol"=" protocolvalue";  
  "boundary"="boundaryvalue)
```

**contenttype:** Contains the message content type. It MUST be set to "multipart/encrypted".

**protocolvalue:** Contains the authentication mechanism that is used to establish the security token. It MUST be set to "application/HTTP-Kerberos-session-encrypted", which indicates the security context obtained from authentication by using SPNEGO over HTTP, as specified in [\[RFC4559\]](#), and is used to encrypt the message.

**boundaryvalue:** Contains the boundary that is used as the delimiter line for the multipart media content. It MUST be set to "Encrypted Boundary".

#### 2.2.9.1.2.2 Message Payload

The message payload MUST contain two multipart media-type body parts that are delineated by using the boundary string that is specified in the boundary parameter within the Content-Type header.

##### 2.2.9.1.2.2.1 Metadata Fields

The first part of the message payload contains metadata about the encrypted message and MUST contain the following headers.

##### Tokens

**Content-Type:** Contains the media type of the encrypted message.

```
Content-Type = HT"Content-Type": " 1#(contenttype)
```

**HT:** The horizontal tab character. It MUST precede the literal "Content-Type".

**contenttype:** Contains the encrypted message content type, and it MUST be set to one of the following values.

```
application/HTTP-SPNEGO-session-encrypted  
application/HTTP-Kerberos-session-encrypted
```

**OriginalContent:** Contains information about the original message before encryption.

```
OriginalContent=HT"OriginalContent":
```

```
1#(contenttype;"charset"="charsetvalue";
  "Length"="lengthvalue)
```

**HT:** The horizontal tab character. It MUST precede the literal "OriginalContent".

**contenttype:** Contains the message content type of the original message and it MUST be set to application/soap+xml.

**charsetvalue:** Contains the Unicode Transformation Format (UTF) and it MUST be set to either UTF-8 or UTF-16.

**length:** Contains the length of the original message.

#### 2.2.9.1.2.2.2 Encrypted Data

The second part of the message payload contains the SOAP encrypted message. This is an octet stream of the encrypted SOAP message, which is encrypted and integrity-protected by using the framework, as specified in [\[RFC4121\]](#).

#### 2.2.9.1.3 CredSSPEncryptedMessage

This message is used when CredSSP, as specified in [\[MS-CSSP\]](#), is used for setting up a security context between the client and server. The client and server can encrypt the message by using the GSS-API security context. [<34>](#)

The format of the CredSSPEncryptedMessage is dependent on whether or not the message content being encrypted is greater than 16 kilobytes in length.

##### 2.2.9.1.3.1 Message Content Less Than or Equal to 16 Kilobytes

This section specifies the format that MUST be used when the encrypted content is less than or equal to 16 kilobytes in length before the encryption is carried out.

###### 2.2.9.1.3.1.1 HTTP Headers

The request includes a number of fields in the HTTP message headers. The fields MUST follow the rules as specified in [\[RFC2616\]](#) section 4.2.

###### Tokens

**Content-Length:** Contains the size, in bytes, of the message body. It MUST be present.

**Authorization:** Contains the credentials as defined according to the framework as specified in [\[RFC2616\]](#) section 14.8.

```
Authorization = "Authorization" ":" credentials

credentials = "CredSSP" auth-data2
auth-data2 = 1#( gssapi-data )
```

Where gssapi-data is the base64 encoding of the InitializeContextToken, as specified in [\[RFC4559\]](#) section 4.2. The client MUST include the Authorization field in the request until the

Web Services Management Protocol Extensions for Windows Vista service responds with a "200 OK" response, indicating that the security context is complete.

**Content-Type:** Contains the media type, as specified in [\[RFC2616\]](#) section 14.17.

```
Content-Type = "Content-Type":"  
  1#(contenttype";"protocol"=" protocolvalue";  
  ""boundary"="boundaryvalue)
```

**contenttype:** Contains the message content type. It MUST be set to "multipart/encrypted".

**protocolvalue:** Contains the authentication mechanism used to establish the security token, and it MUST be set to "application/HTTP-CredSSP-session-encrypted", which indicates security context obtained from authentication by using CredSSP over HTTP, as specified in [\[MS-CSSP\]](#), is used to encrypt the message.

**boundaryvalue:** Contains the boundary used as the delimiter line for the multipart media content. It MUST be set to "Encrypted Boundary".

### 2.2.9.1.3.1.2 Message Payload

The message payload MUST contain two multipart media-type body parts that are delineated by using the boundary string specified in the boundary parameter within the Content-Type header.

#### 2.2.9.1.3.1.2.1 Metadata Fields

The first part contains metadata about the encrypted message and it MUST contain the following headers.

##### Tokens

**Content-Type:** Contains the media type of the encrypted message.

```
Content-Type = HT"Content-Type": " 1#(contenttype)
```

**HT:** The horizontal tab character. It MUST precede the literal "Content-Type".

**contenttype:** Contains the encrypted message content type, and it MUST be set to the following.

```
application/HTTP-CredSSP-session-encrypted
```

**OriginalContent:** Contains information about the original message before encryption.

```
OriginalContent=HT"OriginalContent":  
  "1#(contenttype";"charset"="charsetvalue";  
  ""Length"="lengthvalue)
```

**HT:** The horizontal tab character. It MUST precede the literal "OriginalContent".

**contenttype:** Contains the message content type of the original message and it MUST be set to application/soap+xml.

**charsetvalue:** Contains the Unicode Transformation Format (UTF) format and it MUST be set to one of UTF-8 or UTF-16.

**length:** Contains the length of the original message.

### 2.2.9.1.3.1.2.2 Encrypted Data

The second part of the message payload contains the encrypted message. This is an octet stream of the encrypted SOAP message, which is encrypted and integrity-protected by using the framework as specified in [\[RFC4121\]](#).

### 2.2.9.1.3.2 Message Content Greater Than 16 Kilobytes

This section specifies the format that MUST be used when the encrypted content is greater than 16 kilobytes in length before the encryption is carried out.

#### 2.2.9.1.3.2.1 HTTP Headers

The request includes a number of fields in the HTTP message headers. The fields MUST follow the rules as specified in [\[RFC2616\]](#) section 4.2.

#### Tokens

**Content-Length:** Contains the size, in bytes, of the message body. It MUST be present.

**Authorization:** Contains the credentials as defined according to the framework as specified in [\[RFC2616\]](#) section 14.8.

```
Authorization = "Authorization" ":" credentials

credentials = "CredSSP" auth-data2
auth-data2 = 1#( gssapi-data )
```

Where gssapi-data is the base64 encoding of the InitializeContextToken, as specified in [\[RFC4559\]](#) section 4.2. The client MUST include the Authorization field in the request until the Web Services Management Protocol Extensions for Windows Vista service responds with a "200 OK" response, indicating that the security context is complete.

**Content-Type:** Contains the media type, as specified in [\[RFC2616\]](#) section 14.17.

```
Content-Type = "Content-Type" ":"
  1#(contenttype";"protocol"=" protocolvalue";
  ""boundary"="boundaryvalue)
```

**contenttype:** Contains the message content type. It MUST be set to "multipart/x-multi-encrypted".

**protocolvalue:** Contains the authentication mechanism used to establish the security token, and it MUST be set to "application/HTTP-CredSSP-session-encrypted", which indicates security context obtained from authentication by using CredSSP over HTTP, as specified in [\[MS-CSSP\]](#), is used to encrypt the message.

**boundaryvalue:** Contains the boundary used as the delimiter line for the multipart media content. It MUST be set to "Encrypted Boundary".

### 2.2.9.1.3.2.2 Message Payload

The message payload MUST contain two or more pairs of multipart media-type body parts, and the individual parts MUST be delineated by using the boundary string specified in the boundary parameter within the Content-Type header. Each pair of multipart media-type body parts represents a portion of the encrypted message, and each individual pair MUST be formatted as specified section [2.2.9.1.3.2.2.1](#) and section [2.2.9.1.3.2.2.2](#).

#### 2.2.9.1.3.2.2.1 Metadata Fields

The first part of the pair contains metadata about the encrypted message and it MUST contain the following headers.

##### Tokens

**Content-Type:** Contains the media type of the encrypted message.

```
Content-Type = HT"Content-Type": " 1#(contenttype)
```

**HT:** The horizontal tab character. It MUST precede the literal "Content-Type".

**contenttype:** Contains the encrypted message content type, and it MUST be set to the following.

```
application/HTTP-CredSSP-session-encrypted
```

**OriginalContent:** Contains information about the relevant portion of the original message before encryption.

```
OriginalContent=HT"OriginalContent":  
  "1#(contenttype"; "charset"="charsetvalue";  
  "Length"="lengthvalue)
```

**HT:** The horizontal tab character. It MUST precede the literal "OriginalContent".

**contenttype:** Contains the message content type of the original message and it MUST be set to application/soap+xml.

**charsetvalue:** Contains the UTF and it MUST be set to one of UTF-8 or UTF-16.

**length:** Contains the length of the relevant portion of the original message.



### 2.2.9.1.3.2.2.2 Encrypted Data

The second part of the pair contains the encrypted message portion. This is an octet stream of the encrypted SOAP message, which is encrypted and integrity-protected by using the framework as specified in [\[RFC4121\]](#).

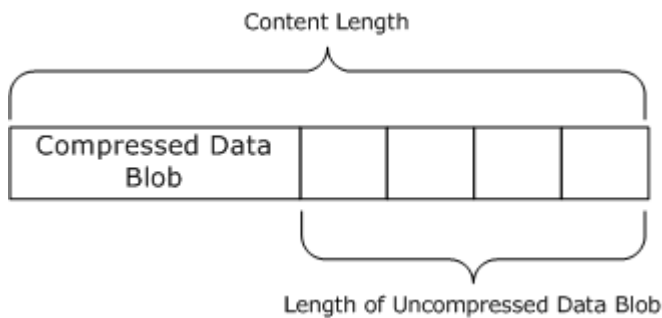
### 2.2.9.2 Compressed Message Types

When delivering events, as specified in [\[DMTF-DSP0226\]](#) section 10.2, the Web Services Management Protocol Extensions for Windows Vista service may use compression. The Web Services Management Protocol Extensions for Windows Vista service supports the SLDC algorithm for compressing/uncompressing data.

When using compression, the Web Services Management Protocol Extensions for Windows Vista service uses compression before it encrypts the data, so the Web Services Management Protocol Extensions for Windows Vista service clients will have to decode in the reverse order (that is, first decrypt, then uncompress).

Web Services Management Protocol Extensions for Windows Vista clients MUST use this message when sending a request and the Web Services Management Protocol Extensions for Windows Vista service MUST use this message when responding to a compressed request for it to work properly.

The Web Services Management Protocol Extensions for Windows Vista service supports Streaming Lossless Data Compression Algorithm (SLDC) to compress the data and appends four bytes containing the length of the uncompressed data binary large object (BLOB) in little-endian format.



**Figure 2: Compressed message layout showing compressed data BLOB and uncompressed length**

## 3 Protocol Details

The WS-Management protocol specification, as specified in [\[DMTF-DSP0226\]](#), describes a general SOAP-based protocol for managing systems, such as computers, servers, devices, Web services and other applications, and other manageable entities.

### 3.1 Server Details

This section describes changes to the Web Services Management Protocol Extensions for Windows Vista servers.

#### 3.1.1 Abstract Data Model

This section describes a conceptual model of possible data organization that an implementation maintains to participate in this protocol. The described organization is provided to facilitate the explanation of how the protocol behaves. This document does not mandate that implementations adhere to this model as long as their external behavior is consistent with that described in this document.

Web Services Management Protocol Extensions for Windows Vista service extends the abstract data model of the server role of the WS-Management Protocol as specified in [\[DMTF-DSP0226\]](#).

**PubInitSubscriptions:** A table of active publisher-initiated event subscriptions (as specified in section [3.1.4.1.30](#)). Each row contains the following elements:

- **Envelope:** a SOAP envelope containing a SubscribeMsg message
- **Version :** a version GUID, as specified in section [2.2.4.37](#)

**ShellInstances:** a table of remote shell instances operations (see section [3.1.4.1.31](#) for details). Each row contains the following elements:

- **ShellId:** a ShellId as specified in section [2.2.4.33](#)
- **Instance:** an implementation-specific remote shell instance

**Certificate Mapping:** A table containing certificate mapping entries. Each entry is of the type cert:CertMappingType. These entries are used by the Web Services Management Protocol Extensions for Windows Vista service to map client certificates to a user on the server, as specified in section [3.1.4.1.34](#).

**ResourceSecurity:** A table of resource URIs and their associated Sddl mappings (see section [3.1.4.1.29.4](#) for details). Each row contains the following elements:

- **Uri:** a Resource URI
- **Sddl:** an SDDL value representing the security settings that are used to authorize access to the resource represented by **Uri**.
- **ExactMatch:** A boolean value. If set to true, the security settings in **Sddl** are only used to authorize access attempts to the resource URI exactly as given by the **Uri**. If set to false, the security settings in **Sddl** are used to authorize access attempts to resource URIs beginning with the string given in **Uri**.

**Plugins:** A table of plugin configuration instances (see section [3.1.4.1.32](#) for details). Each row contains the following elements:

- **PluginName:** A unique **Name** as specified in section [2.2.4.19](#).
- **Filename:** An implementation-specific string that represents the plugin as specified in section [2.2.4.19.<35>](#)
- **PluginConfig:** Plugin configuration data represented by an element of type <PluginType> as specified in section [2.2.4.19](#).

### 3.1.2 Timers

Web Services Management Protocol Extensions for Windows Vista extends the behavior of the WS-Management Protocol server role (as specified in [\[DMTF-DSP0226\]](#)) by defining the following timers.

**Enumeration Garbage Collection timer:** A timer used to trigger the cleanup of the state associated with an enumeration if a client has not used it for a certain amount of time. When the service sends an EnumerationResponse or a PullResponse message, the service instantiates a new timer and starts it. When the service receives a Pull or a Release request, the service halts the timer that is associated with the Enumeration. For more details see section [3.1.5](#). The minimum value MUST be 500. The maximum value MUST be 4294967295. The default value MUST be 60000.

**Packet Retrieval timer:** A timer used to trigger the rejection of a client request if the entire HTTP request has not been received in a timely manner. When the HTTP headers at the start of any HTTP request are received, the service instantiates a new timer and starts it. When the entire HTTP message is received, the service halts the timer that is associated with the HTTP request. For more details see section [3.1.5](#). The minimum value MUST be 1. The maximum value MUST be 4294967295. The default value MUST be 120.

**Shell Idle Timeout timer:** A timer used to trigger the deleting of a Remote Shell if no user activity has been received for that Remote Shell for a certain amount of time. When the service receives a request targeted at a Remote Shell or a wxt:Create request to create a new Remote Shell resource (as specified in section [3.1.4.5.2](#)), the service instantiates a new timer and starts it. When the service receives another request targeted at that Remote Shell, the service halts the existing timer that is associated with the Remote Shell. For more details see section [3.1.5](#). The minimum value MUST be 0. The maximum value MUST be 0x7FFFFFFF. The default value SHOULD be 900000.

**Shell Lifetime timer:** A timer used to trigger the deleting of a Remote Shell if it has existed for a certain amount of time. When the service receives a wxt:Create request for a Remote Shell resource (as specified in section [3.1.4.5.2](#)), the service instantiates a new timer and starts it. When the Remote Shell is deleted, the service halts the timer that is associated with the Remote Shell. For more details see section [3.1.5](#). The minimum value MUST be 0. The maximum value MUST be 0x7FFFFFFF.

### 3.1.3 Initialization

Web Services Management Protocol Extensions for Windows Vista extends the initialization steps required by the WS-Management Protocol, as specified in [\[DMTF-DSP0226\]](#).

At initialization, all configuration settings as described by the ConfigType type (section [2.2.4.10](#)) are initialized to their default values.

At initialization, the content of **Plugins** is populated in an implementation-specific way.

At initialization, the Web Services Management Protocol Extensions for Windows Vista MUST ensure, in an implementation-specific way, that two different **plugins** don't expose the same resource URI.

### 3.1.4 Message Processing Events and Sequencing Rules

This section describes changes made by Web Services Management Protocol Extensions for Windows Vista servers to the message processing of the WS-Management Protocol as specified in [\[DMTF-DSP0226\]](#).

The following table summarizes the list of WSDL operations as defined by this specification.

Operation	Description
Get	Used to fetch the current representation of a resource.
Put	Used to update a resource by providing a replacement representation or a set of replacement values.
Create	Used to create a resource and provide its initial representation.
Delete	Used to delete a resource.
Subscribe	Used to create a subscription to have event notifications delivered.
Unsubscribe	Used to cancel an existing subscription.
Enumerate	Begins the enumeration of a set of resources.
Pull	Used to retrieve resources from an existing enumeration.
Release	Used to cancel an existing enumeration.
Command	Used to initiate a command in a Text-based Command Shell scenario.
Signal	Used to send a control signal to the Shell processor.
Send	Used to send input to a running Shell or Command.
Receive	Used to receive output from a running Shell or Command.

#### 3.1.4.1 Common Message Processing Events and Sequencing Rules

This section describes protocol details that are common across WSDL operations.

When the Web Services Management Protocol Extensions for Windows Vista service receives an HTTP header at the start of any HTTP request message, the service MUST create a new Packet Retrieval timer, associate it with the request, and start the timer. The timer interval MUST be set to the number of seconds given by the MaxPacketRetrievalTimeSeconds configuration setting, as specified in section [2.2.4.32](#).

On receipt of the entire HTTP message, the Packet Retrieval timer for that HTTP request MUST be canceled.

##### 3.1.4.1.1 wsman:ResourceURI

Web Services Management Protocol Extensions for Windows Vista servers MUST accept resource URIs starting with the following prefixes:

- <http://schemas.microsoft.com/wbem/wsman/1/config>
- <http://schemas.dmtf.org/wbem/wscim/1/cim-schema/2/>

- <http://schemas.microsoft.com/wbem/wsman/1/wmi/root/>
- <http://schemas.microsoft.com/wbem/wsman/1/windows/EventLog>
- <http://schemas.microsoft.com/wbem/wsman/1/windows/shell>
- <http://schemas.microsoft.com/wbem/wsman/1/SubscriptionManager/Subscription>

The CIM binding for WS-Management defines ResourceURIs to be used in referencing the CIM objects. More information is specified in [\[DMTF-DSP0227\]](#) section 6.1.

Web Services Management Protocol Extensions for Windows Vista servers MUST use the <http://schemas.dmtf.org/wbem/wscim/1/cim-schema/2/> namespace prefix followed by the class name when providing access to **Distributed Management Task Force (DMTF)** classes. The classes in WMI are considered DMTF classes if they have a version **qualifier** with a major number equal to 2.

As specified in [\[DMTF-DSP0227\]](#) section 6.3, the "\_\_cimnamespace" **selector** specifies the **CIM namespace** that the request is associated with.

Web Services Management Protocol Extensions for Windows Vista servers MAY [<36>](#) support the "\_\_cimnamespace" selector.

Web Services Management Protocol Extensions for Windows Vista servers MUST use root\hardware as the default if the "\_\_cimnamespace" selector is not specified in the request.

Web Services Management Protocol Extensions for Windows Vista servers MUST use the following format to provide access to any WMI class.

```
<prefix> <cim namespace> "/" <class name>
```

Where *<prefix>* is <http://schemas.microsoft.com/wbem/wsman/1/wmi/> and *<cim namespace>* is the CIM namespace in which "\" has been converted to "/".

As specified in [\[DMTF-DSP0227\]](#) section 6.3, the "\_\_cimnamespace" selector specifies the CIM Namespace that the request is associated with. Web Services Management Protocol Extensions for Windows Vista servers SHOULD reply with an error response if the "\_\_cimnamespace" selector is specified when using a WMI ResourceURI. [<37>](#)

#### 3.1.4.1.2 wsman:SelectorSet

The WS-Management specification defines selector as a resource-relative name and value pair that acts as an instance-level discriminant. The selector set MUST be a set of these selectors, as specified in [\[DMTF-DSP0226\]](#) section 5.1.2.2. Rule R5.1.2.2-1 specifies that the selector names and values can be treated as case-insensitive or case-sensitive.

Web Services Management Protocol Extensions for Windows Vista servers MUST treat all selector names and values as case-insensitive.

#### 3.1.4.1.3 wsa:ReplyTo

The WS-Management specification allows the ReplyTo Header value to be either a valid address for a new connection by using any transport supported by the service, or the URI <http://schemas.xmlsoap.org/ws/2004/08/addressing/role/anonymous>, as specified in [\[DMTF-DSP0226\]](#) section 5.4.2.

Web Services Management Protocol Extensions for Windows Vista servers MUST return a wsman:UnsupportedFeature fault with a detail code of http://schemas.dmtf.org/wbem/wsman/1/wsman/faultDetail/AddressingMode if they receive a value other than http://schemas.xmlsoap.org/ws/2004/08/addressing/role/anonymous in the ReplyTo header. If however the ReplyTo header is not present, then the servers MUST return a wsa:MessageInformationHeaderRequired fault.

#### **3.1.4.1.4 wsa:FaultTo**

The WS-Management specification allows a conformant service to require that all faults be delivered to the client over the same transport or connection on which the request arrives. In this case, the URI MUST be http://schemas.xmlsoap.org/ws/2004/08/addressing/role/anonymous/, as specified in [\[DMTF-DSP0226\]](#) section 5.4.3.

The Web Services Management Protocol Extensions for Windows Vista service MUST return the wsman:UnsupportedFeature fault with a detail code of http://schemas.dmtf.org/wbem/wsman/1/wsman/faultDetail/AddressingMode if the wsa:Address element within the wsa:FaultTo is not set to http://schemas.xmlsoap.org/ws/2004/08/addressing/role/anonymous/.

If a fault occurs in response to a request for which the wsa:FaultTo header is not present, the server MUST return the fault to the wsa:ReplyTo address (as specified in [\[DMTF-DSP0226\]](#) section 5.4.3 Rule 5.4.3-2).

#### **3.1.4.1.5 wsa:MessageID**

The WS-Management specification endorses two different MessageID URI formats, as specified in [\[DMTF-DSP0226\]](#) section 5.4.4.

Web Services Management Protocol Extensions for Windows Vista servers SHOULD [<38>](#) use the **uuid**:xxxxxxxx-xxxx--xxxx--xxxx--xxxxxxxxxxxxx MessageID format. The MessageID value MUST be at least one character in length.

If the MessageID value is empty or missing the Web Services Management Protocol Extensions for Windows Vista server SHOULD return a wsa:InvalidMessageInformationHeader fault.

#### **3.1.4.1.6 wsman:OperationTimeout**

The WS-Management specification defines the OperationTimeout value to indicate that the clients expect a response or a fault within the specified time, as specified in [\[DMTF-DSP0226\]](#) section 6.1.

The Web Services Management Protocol Extensions for Windows Vista servers MUST [<39>](#) default the time-out value to the value of the MaxTimeoutms configuration setting, as specified in section [2.2.4.10](#), if no OperationTimeout value is specified by the client, or if the OperationTimeout value is more than this setting.

#### **3.1.4.1.7 wsman:MaxEnvelopeSize**

The WS-Management specification defines the MaxEnvelopeSize value to indicate that the clients expect a response to be no larger than the given number of octets, as specified in [\[DMTF-DSP0226\]](#) section 6.2.

Web Services Management Protocol Extensions for Windows Vista servers MUST default the MaxEnvelopeSize value to the value of the MaxEnvelopeSizekb configuration setting (as specified in Section [2.2.4.10](#)) multiplied by 1,024 if no MaxEnvelopeSize value is specified by the client, or if the MaxEnvelopeSize value is more than this setting.

WS-Management, as specified in [\[DMTF-DSP0226\]](#) section 6.2, indicates that servers SHOULD return a wsman:EncodingLimit fault if the value of wsman:MaxEnvelopeSize is fewer than 8192 octets. Web Services Management Protocol Extensions for Windows Vista servers MUST return the indicated fault in this situation.

#### **3.1.4.1.8 wsman:Locale**

The WS-Management specification defines the Locale element, which specifies the language in which the client wants response text to be translated, as specified in [\[DMTF-DSP0226\]](#) section 6.3.

Web Services Management Protocol Extensions for Windows Vista servers MUST return a fault of wsman:UnsupportedFeature with a detail code of <http://schemas.dmtf.org/wbem/wsman/1/wsman/faultDetail/Locale>, if the mustUnderstand attribute of this element is "true".

#### **3.1.4.1.9 wsmv:DataLocale**

Web Services Management Protocol Extensions for Windows Vista servers MAY [<40>](#) send the wsmv:DataLocale header with response messages. When sent as part of a response message, the wsmv:DataLocale header SHOULD indicate the language in which the server formatted the numerical data in the response text.

Like the [wsman:Locale](#) header, the wsmv:DataLocale header makes use of the standard XML attribute xml:lang and MUST be defined as follows.

```
<wsmv:DataLocale xml:lang="xs:language" s:mustUnderstand="false" />
```

When sent as part of a request message, the wsmv:DataLocale header SHOULD be processed as the wsman:Locale header is processed, as specified in [\[DMTF-DSP0226\]](#) section 6.3. The only difference is that the language in question SHOULD [<41>](#) be used when formatting numerical data in the response text, not when translating the text.

Web Services Management Protocol Extensions for Windows Vista servers MUST NOT set the mustUnderstand attribute of this element to "true". Web Services Management Protocol Extensions for Windows Vista servers SHOULD return a fault of wsman:UnsupportedFeature with a detail code of <http://schemas.dmtf.org/wbem/wsman/1/wsman/faultDetail/DataLocale>, if the mustUnderstand attribute of this element is "true".

#### **3.1.4.1.10 wsman:OptionSet**

The WS-Management specification defines the <OptionSet> element as a set of switches to the service to modify or refine the nature of the request, as specified in [\[DMTF-DSP0226\]](#) section 6.4.

The Web Services Management Protocol Extensions for Windows Vista service MUST [<42>](#) process the OptionSet element. The options supported vary by ResourceURI and operation. The Web Services Management Protocol Extensions for Windows Vista service MUST process the OptionSet block for the supported URI, regardless of the value of the SOAP mustUnderstand header.

The options supported by a CIM/WMI ResourceURI vary and are implementation-dependent. [<43>](#)

The Web Services Management Protocol Extensions for Windows Vista service MUST process any Option element that starts with "wmi:" by removing the "wmi:" prefix and adding the resulting name to the WMI content with the value of the Option element.

The Web Services Management Protocol Extensions for Windows Vista service MUST process any Option element that starts with "wmiarray:" by removing the "wmiarray:" prefix and grouping all



values with the same name into an array before adding to the WMI context. The order of the values in the array MUST match the order in which the Option element occurred in the OptionSet element.

The Web Services Management Protocol Extensions for Windows Vista service SHOULD <44> return a wsman:InvalidOptions fault for CIM/WMI ResourceURIs if the wsman:OptionSet element contains a wsman:Option element with mustComply="true" regardless of the name of the option.

#### **3.1.4.1.11 wsman:RequestEPR**

The WS-Management specification defines the RequestEPR SOAP header, which can be used by clients that need to get the **endpoint reference (EPR)** in the response. This information is specified in [DMTF-DSP0226] section 6.5.

The Web Services Management Protocol Extensions for Windows Vista service SHOULD ignore the RequestEPR header. <45>

#### **3.1.4.1.12 wsmv:ActivityId**

Web Services Management Protocol Extensions for Windows Vista servers MAY send the wsmv:ActivityId header with response messages. <46> The value of the wsmv:ActivityId header is an xs:string; its contents are implementation-specific and SHOULD uniquely identify a particular Web Services Management Protocol Extensions for Windows Vista® operating system message in order to allow correlation of the message with implementation-specific activity that occurs on the sending machine. <47>

The wsmv:ActivityId header MUST be defined as follows, with a value of type xs:string:

```
<wsmv:ActivityId s:mustUnderstand="false"></wsmv:ActivityId>
```

Web Services Management Protocol Extensions for Windows servers SHOULD accept any arbitrary string value for the wsmv:ActivityId header. The value MUST NOT exceed 2048 characters in length. If the value exceeds 2048 characters in length the Web Services Management Protocol Extensions for Windows Vista server SHOULD return a wsdl:InvalidMessageInformationHeader fault.

Web Services Management Protocol Extensions for Windows Vista servers MUST NOT set the mustUnderstand attribute of this element to "true". Web Services Management Protocol Extensions for Windows Vista servers SHOULD <48> process the message and SHOULD NOT return a fault if the mustUnderstand attribute of this element is "true".

#### **3.1.4.1.13 wsen:Filter**

The WS-Management specification defines the Filter element, which is used to retrieve a subset of the result set, as specified in [DMTF-DSP0226] section 8.2.1.

The WMI specification defines the WQL query language, as specified in [MS-WMI] section 2.2.1.

The Web Services Management Protocol Extensions for Windows Vista service [MS-WSMV] MUST process the request if it is targeted to a ResourceURI for a CIM or WMI resource and contains the Filter element with a Dialect identifying WQL: http://schemas.microsoft.com/wbem/wsman/1/WQL. The results of the WQL query MUST be rendered as described in the WS-Management CIM Binding specification for CQL, as specified in [DMTF-DSP0227] section 8.1. <49><50>

The WS-Management CIM Binding specification defines the Association Queries language, as specified in [DMTF-DSP0227] section 8.2.



The Web Services Management Protocol Extensions for Windows Vista service MUST process the request if it is targeted to a ResourceURI for a CIM resource and contains the Filter element with a Dialect identifying Association Query:  
<http://schemas.dmtf.org/wbem/wsman/1/cimbinding/associationFilter>. The results of the Association Query MUST be rendered as described in the WS-Management CIM Binding specification for Association Query, as specified in [\[DMTF-DSP0227\]](#) section 8.2.

The WS-Management CIM Binding specification (as specified in [\[DMTF-DSP0227\]](#)) defines the wsmb:Expression element to correlate response elements with portions of the select-clause. [<51>](#)

The Web Services Management Protocol Extensions for Windows Vista service MUST return a wsen:FilteringNotSupported fault if the enumerate request contains the Filter element for any ResourceURI that is not for a CIM or WMI resource.

The WS-Management specification defines wsman:Filter as an alternative mechanism to specify filters that are different from that of the wsen:Filter, as specified in [\[DMTF-DSP0226\]](#) section 8.3.

The Web Services Management Protocol Extensions for Windows Vista service MUST support the wsen:Filter element, and MUST support filter expressions in the XPath Level 1 dialect as specified in [\[DMTF-DSP0226\]](#) Annex D.1.

The Web Services Management Protocol Extensions for Windows Vista service MUST support the wsman:Filter element and process it exactly the same as if the wsen:Filter element were present.

The Web Services Management Protocol Extensions for Windows Vista supports the Selector filter dialect, as specified in [\[DMTF-DSP0226\]](#) Annex E, which is a simple filtering dialect that allows a filtered enumeration with no representation change. Selectors are part of the default addressing model as specified in [\[DMTF-DSP0226\]](#) section 5.1.2.2. [<52>](#)

When using the Selector filter dialect, the value of the dialect attribute MUST be <http://schemas.dmtf.org/wbem/wsman/1/wsman/SelectorFilter>. The following rules apply to the processing of Selector filters:

- Selector Filter Dialect can only be used for class-specific resource URIs, as specified in [\[DMTF-DSP0227\]](#) section 6.1.
- The filter expression MUST be rejected and the server SHOULD reply with an error response in the following cases:
  - The selector set contains duplicate selector names.
  - The selector names a property of one of the following types:
    - Array
    - Datetime
    - Reference or object
  - The value contains either the double quotation mark (") character or the single quotation mark (') character.

If the filter expression does not conform, the Web Services Management Protocol Extensions for Windows Vista server SHOULD return a wsen:CannotProcessFilter fault.

### 3.1.4.1.14 wsen:Pull/wsen:MaxElements

The WS-Management specification defines the MaxElements element, which is used to limit how many items are retrieved in a single message, as specified in [\[DMTF-DSP0226\]](#) section 8.4.

Web Services Management Protocol Extensions for Windows Vista servers **MUST** use the smaller of the value of MaxBatchItems configuration setting (as specified in section [2.2.4.10](#)) and the value of wsen:MaxElements as the effective value of wsen:MaxElements.

### 3.1.4.1.15 wsman:RequestTotalItemsCountEstimate

The WS-Management specification defines the RequestTotalItemsCountEstimate SOAP header to allow a client to request an estimate for the number of items being returned in the result set. More information is specified in [\[DMTF-DSP0226\]](#) section 8.2.2.

Web Services Management Protocol Extensions for Windows Vista service **SHOULD** [<53>](#) ignore the RequestTotalItemsCountEstimate header.

### 3.1.4.1.16 wsman:OptimizeEnumeration

The WS-Management specification defines the optional element OptimizeEnumeration [<54>](#) to allow a client to request that initial results be returned in the enumeration response, as specified in [\[DMTF-DSP0226\]](#) section 8.2.3.

Web Services Management Protocol Extensions for Windows Vista service **MUST** process the request containing OptimizeEnumeration request, as specified in [\[DMTF-DSP0226\]](#) section 8.2.3.

### 3.1.4.1.17 wsman:EnumerationMode

The WS-Management specification defines the optional EnumerationMode element to allow a client to specify whether the actual objects, the EPR of the object, or both the EPR and the object should be returned. For more information, see [\[DMTF-DSP0226\]](#) section 8.7.

The Web Services Management Protocol Extensions for Windows Vista service **MUST** process the EnumerationMode element and respond according to the client request if the ResourceURI supports the indicated mode. If the ResourceURI does not support the indicated mode, the Web Services Management Protocol Extensions for Windows Vista service **SHOULD** return a wsman:UnsupportedFeature fault with a detail code of <http://schemas.dmtf.org/wbem/wsman/1/faultDetail/EnumerationMode>. The resource URIs that support EnumerationMode are shown in the following table. For the resource URIs where the Prefix is marked "Yes", all valid resource URIs beginning with the specified URI support the indicated modes. For the resource URIs where the Prefix is marked "No", only the exact specified resource URI supports the indicated modes.

ResourceURI	Modes	Prefix
<a href="http://schemas.dmtf.org/wbem/wscim/1/cim-schema/2/">http://schemas.dmtf.org/wbem/wscim/1/cim-schema/2/</a>	All 3	Yes
<a href="http://schemas.microsoft.com/wbem/wsman/1/wmi/root/">http://schemas.microsoft.com/wbem/wsman/1/wmi/root/</a>	All 3	Yes
<a href="http://schemas.microsoft.com/wbem/wsman/1/config/listener">http://schemas.microsoft.com/wbem/wsman/1/config/listener</a>	All 3	No
For Microsoft Windows® Command Shell: <a href="http://schemas.microsoft.com/wbem/wsman/1/windows/shell/cmd">http://schemas.microsoft.com/wbem/wsman/1/windows/shell/cmd</a> An example of Custom Remote Shell:	All 3	No

ResourceURI	Modes	Prefix
http://schemas.microsoft.com/wbem/wsman/1/windows/shell/CustomShell		

### 3.1.4.1.18 wsman:FragmentTransfer

The WS-Management specification defines the FragmentTransfer SOAP header, which is used to retrieve and update fragments or individual elements of the resource. See specification [\[DMTF-DSP0226\]](#) section 7.7.

Web Services Management Protocol Extensions for Windows Vista clients may use the wsman:FragmentTransfer header to access subpieces of a CIM/WMI object with the WS-Transfer Get and WS-Transfer Put operations. [<55>](#)

Web Services Management Protocol Extensions for Windows Vista service MUST process the wsman:FragmentTransfer header if the value of the SOAP mustUnderstand attribute is set to "true". Web Services Management Protocol Extensions for Windows Vista service MUST reply with a wsa:InvalidMessageInformationHeader fault if the value of the SOAP mustUnderstand attribute in the wsman:FragmentTransfer header is set to "false".

The Web Services Management Protocol Extensions for Windows Vista service MUST accept a wsman:FragmentTransfer header containing a fragment expression in the XPath Level 1 dialect as specified in [\[DMTF-DSP0226\]](#) Annex D.1. for WS-Transfer Get and WS-Transfer Put operations when the resource URI and selectors identify an instance of a CIM/WMI class, where a CIM/WMI class is defined as a class with a resource URI beginning with one of the following prefixes.

Resource URI	Prefix
http://schemas.dmtf.org/wbem/wscim/1/cim-schema/2/	Yes
http://schemas.microsoft.com/wbem/wsman/1/wmi/root/	Yes

WS-Management indicates that a wsen:CannotProcessFilter SHOULD [<56><57><58>](#) be returned when the fragment expression exceeds the subset supported by the service. More information is specified in [\[DMTF-DSP0226\]](#) section 7.7.

If the resource URI does not support the FragmentTransfer header but does support the WS-Transfer operation, the Web Services Management Protocol Extensions for Windows Vista service MUST return a fault. [<59>](#)

### 3.1.4.1.19 Concurrent Operations

A Web Services Management Protocol Extensions for Windows Vista service SHOULD use the MaxConnections configuration setting, as specified in section [2.2.4.32](#), to optimize the processing performance of up to the indicated number of concurrent requests in an implementation-specific way. If it receives additional requests while it is already processing a number of concurrent requests that are equal to the MaxConnections configuration setting, the server MAY reply with a wsman:InternalError fault.

A Web Services Management Protocol Extensions for Windows Vista service MUST reject additional enumerate requests if it has a number of outstanding enumerations that are equal to the MaxConcurrentOperations configuration setting, as specified in section [2.2.4.32](#). In this case, the server MUST reply with a wsman:InternalError fault.

A Web Services Management Protocol Extensions for Windows Vista service MUST reject additional enumerate requests if it has a number of outstanding enumerations from the same user that are equal to the MaxConcurrentOperationsPerUser configuration setting, as specified in section [2.2.4.32](#). In this case, the server MUST reply with a wsman:InternalError fault.

The Web Services Management Protocol Extensions for Windows Vista service MUST reject additional requests to a specific provider if the provider is already processing a number of concurrent requests that are equal to the MaxProviderRequests configuration setting, as specified in section [2.2.4.10](#). In this case, the server MUST reply with a wsman:InternalError fault.

### **3.1.4.1.20 Inbound Message Size**

The Web Services Management Protocol Extensions for Windows Vista servers MUST return an HTTP status of 413 (Request Entity Too Large) without processing the SOAP message if the request packet from the client is larger than the MaxEnvelopeSizekb configuration setting, as specified in section [2.2.4.10](#).

### **3.1.4.1.21 Fault Detail**

The WS-Management specification allows servers to specify additional fault details as part of the SOAP fault it generates, as specified in [\[DMTF-DSP0226\]](#) section 14. The URI prefix for fault detail is <http://schemas.dmtf.org/wbem/wsman/1/wsman/faultDetail>.

Web Services Management Protocol Extensions for Windows Vista servers SHOULD use the <http://schemas.dmtf.org/wbem/wsman/1/wsman/faultDetail> prefix when specifying additional fault details.

### **3.1.4.1.22 WS-Policy**

A Web Services Management Protocol Extensions for Windows Vista service MAY [<60>](#) accept WS-Policy expressions consisting of a sequence of policy assertions, but need not accept nested policy assertions. A service MAY [<61>](#) reject WS-Policy expressions in which a single wsp:All element contains more than one wsman:Authentication assertion and reply with a wsman:EventDeliverToUnusable fault with a detail of <http://schemas.dmtf.org/wbem/wsman/1/wsman/faultDetail/PolicyTooComplex>. When a service receives a request in which the NotifyTo EPR contains more than one wsp:Policy block with wsman:Authentication assertions, it SHOULD process the first wsp:Policy block with wsman:Authentication assertions and ignore the rest.

If a service cannot comply with all wsp:Policy elements in the wse:NotifyTo EPR, it MUST return a wsman:EventDeliverToUnusable fault with a detail of <http://schemas.dmtf.org/wbem/wsman/1/wsman/faultDetail/CannotComplyWithPolicy>.

A service MUST return a wsman:EventDeliverToUnusable fault with a detail of <http://schemas.dmtf.org/wbem/wsman/1/wsman/faultDetail/PolicyTooComplex>, if one of the wsp:Policy elements contains a policy expression that exceeds its ability to evaluate, or if one of the wsp:Policy elements contains a requirement that the event source cannot fulfill when delivering events. This includes unknown elements or attributes in the open content sections of known elements.

### **3.1.4.1.23 Metadata and Discovery**

The WS-Management specification defines a mechanism to determine the existence of a WS-Management service on a server. More information is specified in [\[DMTF-DSP0226\]](#) section 11.

The Web Services Management Protocol Extensions for Windows Vista service MUST [<62>](#)support the WS-Management discovery mechanism as specified in [\[DMTF-DSP0226\]](#) section 11, when the request is authenticated.

The Web Services Management Protocol Extensions for Windows Vista service MUST [<63>](#)support the WS-Management discovery mechanism as specified in [\[DMTF-DSP0226\]](#) section 11, when the request is unauthenticated and the following HTTP header is present.

```
WSMANIDENTIFY: unauthenticated
```

#### **3.1.4.1.24 Binary Attachments**

The WS-Management Protocol defines a mechanism to send binary attachments, as specified in [\[DMTF-DSP0226\]](#) section 13.5.

The Web Services Management Protocol Extensions for Windows Vista service MUST NOT send binary attachments.

#### **3.1.4.1.25 Nonprintable Characters**

The Web Services Management Protocol Extensions for Windows Vista service SHOULD NOT include the Unicode characters ranging from hexadecimal values 0x1 to 0x1F (inclusive) in a response message, with the exception of the three characters below:

- 0x9 (tab character)
- 0xA (newline character)
- 0xD (carriage return character)

The Web Services Management Protocol Extensions for Windows Vista service SHOULD return the question mark character "?" in place of any of the above restricted characters.

#### **3.1.4.1.26 Arrays**

The WS-CIM Mapping Specification defines specific rules for mapping CIM properties that are arrays. Additional information is specified in [\[DMTF-DSP0230\]](#) section 9.2.2.

Web Services Management Protocol Extensions for Windows Vista servers MUST NOT send null array elements. Web Services Management Protocol Extensions for Windows Vista servers MUST indicate null arrays by including the element once with the xsi:nil attribute set to "true".

#### **3.1.4.1.27 wsmb:PolymorphismMode**

A common way to extend CIM classes is to define derivatives of the CIM class. When a client requests objects of the type for CIM\_Process, it is possible to return instances that are actually of a derived type such as Vendor\_Process. The WS-Management CIM Binding Specification defines details for handling polymorphism in the resultSet, as specified in [\[DMTF-DSP0227\]](#) section 9.3.

The Web Services Management Protocol Extensions for Windows Vista service MUST ignore the PolymorphismMode element.

The Web Services Management Protocol Extensions for Windows Vista service MUST return instances of both base and derived classes. Each returned instance MUST contain the properties of the base

class. Each returned instance MAY omit the properties from the derived classes and MAY set the instance type of derived classes to the base class.

### 3.1.4.1.28 Security

The Web Services Management Protocol Extensions for Windows Vista service MUST authenticate a request by using one of the configured security profiles. See section [2.2.4.32](#) and section [3.1.4.1.29](#) for more information about configured profiles.

The Web Services Management Protocol Extensions for Windows Vista service SHOULD authorize a request by using the Sddl value retrieved by issuing a Get request to itself, on the resource URI <http://schemas.microsoft.com/wbem/wsman/1/config/service/security>, and using the resource URI from the client request message as a selector. See section [3.1.4.1.29.4](#) for more information.

The Web Services Management Protocol Extensions for Windows Vista service MUST [<64>](#) authorize a request by using the RootSDDL configuration setting specified in section [2.2.4.32](#).

Once the SDDL for the resource URI is retrieved, it is used to determine if the user is authorized to perform the operation or not.

The SDDL for the Web Services Management Protocol Extensions for Windows Vista protocol defines the access masks described in [\[MS-DTYP\]](#) section 2.4.3:

If a user request is a shell request, then it MUST be allowed access if the user is granted **GX** permission in the SDDL. A request is a shell request if:

- Either the request's associated plugin exposes that resource with its <Capability> element having Shell as a capability.
- Or the request's resource URI begins with a prefix:  
<http://schemas.microsoft.com/wbem/wsman/1/windows/shell>.

For other requests, the following rules apply:

- Requests with the following action URI's are allowed if the user is granted **GR** permission in the SDDL:
  - <http://schemas.xmlsoap.org/ws/2004/09/transfer/Get>
  - <http://schemas.xmlsoap.org/ws/2004/09/enumeration/Enumerate>
  - <http://schemas.xmlsoap.org/ws/2004/09/enumeration/Pull>
  - <http://schemas.xmlsoap.org/ws/2004/09/enumeration/Release>
  - <http://schemas.xmlsoap.org/ws/2004/08/eventing/Subscribe>
  - <http://schemas.xmlsoap.org/ws/2004/08/eventing/Unsubscribe>
- Requests with the following action URI's are allowed if the user is granted **GW** permission in the SDDL:
  - <http://schemas.xmlsoap.org/ws/2004/09/transfer/Put>
  - <http://schemas.xmlsoap.org/ws/2004/09/transfer/Create>
  - <http://schemas.xmlsoap.org/ws/2004/09/transfer/Delete>

- Requests with any other action URI's are allowed if the user is granted **GX** permission in the SDDL.

The Web Services Management Protocol Extensions for Windows Vista service SHOULD support the CredSSP security profile, where the authentication is carried out as specified in [\[MS-CSSP\]](#). If the CredSSP security profile is used, the authentication sequence MUST be as follows:

1. The Web Services Management Protocol Extensions for Windows Vista client connects with no authorization header.
2. The Web Services Management Protocol Extensions for Windows Vista service responds with a HTTP 401 response, listing CredSSP as an available HTTP authentication mechanism.
3. The Web Services Management Protocol Extensions for Windows Vista client starts a SPNEGO sequence to negotiate for CredSSP, as specified in [\[RFC4559\]](#).
4. The Web Services Management Protocol Extensions for Windows Vista service engages in the SPNEGO sequence to authenticate the client using CredSSP.
5. The Web Services Management Protocol Extensions for Windows Vista service authenticates the client.

#### **3.1.4.1.29 Server Configuration**

The <http://schemas.microsoft.com/wbem/wsman/1/config> resource URI MUST be used to retrieve the complete configuration of Web Services Management Protocol Extensions for Windows Vista servers. The configuration is grouped under separate XML elements; further URIs are exposed to allow easier and more finely grained levels of retrieval and updates.

##### **3.1.4.1.29.1 <http://schemas.microsoft.com/wbem/wsman/1/config/service>**

The <http://schemas.microsoft.com/wbem/wsman/1/config/service> resource URI MUST be used to configure the server.

The Web Services Management Protocol Extensions for Windows Vista service MUST NOT accept requests if either the SOAP request or response would be unencrypted when the AllowUnencrypted property of the `cfg:ServiceType` is false. SOAP messages can be encrypted over HTTP when using Kerberos or Negotiate; for more information, see section [2.2.9.1](#).

##### **3.1.4.1.29.2**

##### **<http://schemas.microsoft.com/wbem/wsman/1/config/service/auth>**

The <http://schemas.microsoft.com/wbem/wsman/1/config/service/auth> resource URI MUST be used to configure the authentication mechanisms supported by a server.

The Web Services Management Protocol Extensions for Windows Vista service MUST [<65>](#) use `wsmn:secprofile/http/basic` and `wsmn:secprofile/https/basic` as an authentication scheme if and only if the Basic property in the `cfg:ServiceAuthType` is true.

The Web Services Management Protocol Extensions for Windows Vista service MUST use `wsmn:secprofile/http/spnego-kerberos` as an authentication scheme if and only if the Negotiate property in the `cfg:ServiceAuthType` is true.

The Web Services Management Protocol Extensions for Windows Vista service MUST use `wsmn:secprofile/http/spnego-kerberos` and `wsmn:secprofile/https/spnego-kerberos` as an



authentication scheme if and only if either the Negotiate property or the Kerberos property in the `cfg:ServiceAuthType` is true.

The Web Services Management Protocol Extensions for Windows Vista service MUST use `wsman:secprofile/https/mutual` as an authentication scheme if and only if the Certificate property in the `cfg:ServiceAuthType` is true.

When the Web Services Management Protocol Extensions for Windows Vista service receives a Put request containing the CredSSP property, if it does not support CredSSP as an authentication scheme the request MUST fail with a `wsman:SchemaValidationError` fault. The Web Services Management Protocol Extensions for Windows Vista service MUST NOT [<66>](#) use CredSSP as an authentication scheme (as specified in [\[MS-CSSP\]](#)) if the CredSSP in the `cfg:ServiceAuthType` is false.

When the Web Web Services Management Protocol Extensions for Windows Vista service receives a Put request containing the `CbtHardeningLevel` property, if it does not support channel-binding tokens in authentication requests (as specified in [\[RFC2743\]](#) section 1.1.6) the request SHOULD fail with a `wsman:SchemaValidationError` fault. If the service does not support support channel-binding tokens in authentication requests, and it does not fail with a `wsman:SchemaValidationError` fault it MUST [<67>](#) ignore the `CbtHardeningLevel` property.

### 3.1.4.1.29.3

#### <http://schemas.microsoft.com/wbem/wsman/1/config/service/certmapping>

The <http://schemas.microsoft.com/wbem/wsman/1/config/service/certmapping> Resource URI MUST be used to map a client certificate to a particular user account. The following properties, which are part of `cert:CertMappingType`, are the selectors.

Selector name	Descriptor
Issuer	This is a thumbprint (40-digit Hex string) for the issuer of the client certificate. For example, in a certificate chain (client cert, issuer, intermediate CA1, . . . root CA), this thumbprint MUST always identify the certificate used to sign the client certificate (issuer).
Subject	This is a string to pattern match against the subject in the certificate. It MUST contain at least one character, and it MAY contain at most one "*" character that is the first character (this may be the only character in which case it matches all subjects).
URI	The URI or URI prefix for which this mapping applies. It MUST contain at least one character, it MAY contain at most one "*" character that is the last character (this may be the only character in which case it matches all URIs), and it MUST not contain any internal white space or the "?" character.

### 3.1.4.1.29.4

#### <http://schemas.microsoft.com/wbem/wsman/1/config/service/security>

The <http://schemas.microsoft.com/wbem/wsman/1/config/service/security> resource URI SHOULD [<68>](#) be used to map an SDDL string to a particular resource URI. The following property, which is part of `cfg:SecurityType`, is the selector.

Selector name	Descriptor
Uri	The resource URI that is being protected using the Sddl attribute in the Security



Selector name	Descriptor
	element.

This selector property is used as a key when selecting a row from **ResourceSecurity** (see Section [3.1.1](#) for details). The Uri selector property is compared to the **Uri** element in order to identify the row to retrieve or to modify.

### 3.1.4.1.29.5 <http://schemas.microsoft.com/wbem/wsman/1/config/listener>

The <http://schemas.microsoft.com/wbem/wsman/1/config/listener> resource URI MUST be used for configuring the server to listen on the network for WS-Management requests. By default, the server is configured with no listeners resulting in no remote configuration of the machine by using WS-Management. This means that no remote configuration can be done initially until some form of configuration is performed locally.

Enumeration can be used to retrieve all listeners configured on the server. The Address and Transport properties that are returned with each of the objects can be used as a selector to address the specific configuration item for updates.

The Web Services Management Protocol Extensions for Windows Vista service MUST support `wsman:EnumerationMode` for this resource URI and respond with the listener, EPR, or both as requested by the client.

To retrieve and configure an individual listener, the listener needs to be referred by a selector. The following properties, which are part of `cfg:ListenerType`, are the selectors.

Selector name	Description
Address	The address on which the server is configured to listen.
Transport	Transport on which to listen; must be either HTTP or HTTPS.

When doing a Create, some properties in `cfg:ListenerType` are mandatory, whereas others are optional, as shown in following table.

Property	Mandatory	Default value
Address	Yes	None, must be specified as selector.
Transport	Yes	None, must be specified as selector.
Port	No	Defaults based upon the values of <code>cfg:ServiceDefaultPortsType</code> .
Hostname	No	None if HTTP. Defaults to machine name if HTTPS.
Enabled	No	True.
URLPrefix	No	<code>wsman</code> .
CertificateThumbprint	No	None, if HTTP. Defaults to a certificate whose CN matches the Hostname property. If no such certificate can be found, the create MUST fail.
ListeningOn	No	None. This value is computed in an implementation-dependent way and cannot be directly set. <a href="#">69</a> The Web Services

Property	Mandatory	Default value
		Management Protocol Extensions for Windows Vista service MUST return a wsman:InternalError fault in response to a Put request if the ListeningOn property is present.

If and only if the Enabled property is true, the Web Services Management Protocol Extensions for Windows Vista service MUST listen on the network on the port given by the Port property and only process requests sent to a configured destination IP address and addressed to the path given by the URLPrefix property.

When considering destination IP addresses, the Web Services Management Protocol Extensions for Windows Vista service MUST listen to address(es) specified by the Address property of the listener unless those addresses are excluded by the IPv4Filter or IPv6Filter properties of the service configuration. The Address property indicates a specific IP addresses (if the Address property is a valid IP address), on all IP address associated with a specific MAC address (if the Address property is a valid MAC address), or all IP addresses on the server (if the Address property is "\*").

A valid IP address is an IP address exposed by the host. A valid MAC address is a MAC address exposed by the host.

The Web Services Management Protocol Extensions for Windows Vista service MUST return a wsman:InternalError fault in response to a Create request if an invalid IP address or an invalid MAC address is specified.

The Web Services Management Protocol Extensions for Windows Vista service MUST return a wsman:InternalError fault in response to a Create or Put request if the Transport property is HTTPS and the certificate identified by the CertificateThumbprint property does not exist or the Common Name in the certificate does not match the Hostname property.

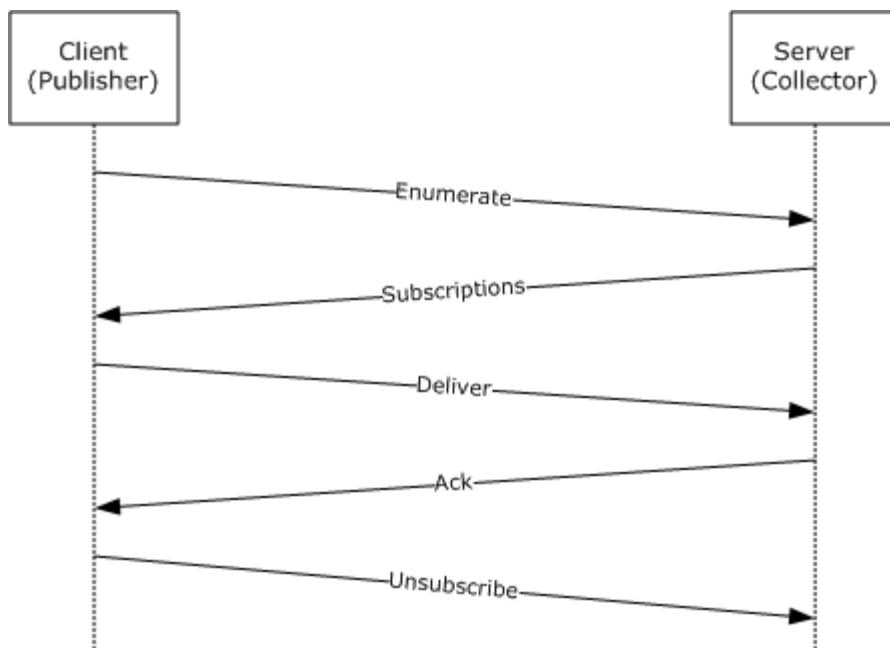
### 3.1.4.1.30 Event Subscription

Web Services Management Protocol Extensions for Windows Vista supports two event subscription types:

1. Collector-initiated event subscription
2. Publisher-initiated event subscription

Information about collector-initiated event subscriptions is specified in [\[DMTF-DSP0226\]](#) section 10.2.

Publisher-initiated subscription is an alternative approach to collector-initiated subscriptions. Publisher-initiated subscription is useful when security constrains do not allow open ports in firewalls and when the event **publishers** are not known, such as on a quarantine network.



**Figure 3: Publisher-initiated subscriptions**

**ENUMERATE:** In order to support publisher-initiated event subscriptions, the publisher of the event (Web Services Management Protocol Extensions for Windows Vista client) **MUST** send an Enumerate request to the **collector** as specified in section [3.1.4.8](#). The enumeration request **MUST** use the following resource URI:

<http://schemas.microsoft.com/wbem/wsman/1/SubscriptionManager/Subscription>

**Subscriptions:** The collector retrieves all active subscriptions and sends the list of Subscribe requests to the publisher in response to the Enumerate request. The client **SHOULD** initiate an optimized Enumeration so that the collector can send the results within the EnumerateResponse message, as specified in [\[DMTF-DSP0226\]](#) section 8.2.3. The enumeration results consist of a set of SubscriptionType elements as specified in section [2.2.4.37](#).

Upon receipt of the SubscriptionType elements, the publisher extracts the Envelope elements that contain SubscribeMsg messages. The publisher **MUST** process these Envelope elements as if they had been received as Subscribe requests over the wire, as specified in [\[DMTF-DSP0226\]](#) section 10.2. Any fault generated as a result of processing a SubscribeMsg message **MUST** use the MessageID of the corresponding SubscribeMsg message within the <s:Envelope/s:Header/wsman:RelatesTo> element of the fault.

**Deliver:** The publisher **MUST** deliver events as specified in [\[DMTF-DSP0226\]](#) section 10.2.

**Ack:** The collector **SHOULD** acknowledge the delivered events as specified in [\[DMTF-DSP0226\]](#) section 10.2.

**Unsubscribe:** The publisher **MUST** be able to cancel the subscription by sending a Unsubscribe request as specified in [\[DMTF-DSP0226\]](#) section 10.4.

### 3.1.4.1.30.1 Subscription Options

The following options are available for OptionSet block for both collector-initiated and publisher-initiated event subscriptions.

Option	Description
Compression	This option determines the compression algorithm used. Web Services Management Protocol Extensions for Windows Vista supports the SLDC algorithm, so the only valid value of "SLDC" is allowed. The HTTP packet containing compressed data MUST have the Content-Encoding set to SLDC. It is an ECMA standard (ECMA-321), as specified in <a href="#">[ECMA-321]</a> .
CDATA	This option determines if the data (event xml) should be parsed or passed unprocessed. It has the xsi:nil attribute associated with it, whose value, if set to true, indicates that the data should not be processed by the Web Services Management Protocol Extensions for Windows Vista service. In that case, the data is considered a BLOB and passed as-is to the event subscriber for interpretation. If the option is set to false or is not specified the Web Services Management Protocol Extensions for Windows Vista service MUST parse the event content and validate that it is well-formed XML, and MUST deliver the event as specified in <a href="#">[DMTF-DSP0226]</a> section 10.2.
ContentFormat	This option determines how the event data will be received by the event subscriber. If the value of this option is "RenderedText", both the event data and rendering information are passed, whereas event data is contained within the element <EventData> and rendering info is contained with the element <RenderingInfo>, so that the event can be displayed by the event subscriber according to a predefined format. The default value for this option is "Raw", which means that only event data will be passed without any rendering information.
IgnoreChannelError	This option determines if various filtering options resulting in errors in different channels should result in termination of the processing. It has the xsi:nil attribute associated with it, whose value is set to "true", meaning that the filtering errors in different channels MUST be ignored by the subscription service and processing SHOULD continue.
ReadExistingEvents	This option has the same effect as the predefined, reserved bookmark <a href="http://schemas.dmtf.org/wbem/wsman/1/wsman/bookmark/earliest">http://schemas.dmtf.org/wbem/wsman/1/wsman/bookmark/earliest</a> , as specified in <a href="#">[DMTF-DSP0226]</a> section 10.2.6. If a subscription is received with this option set to "true", the event source should replay all possible events that match the filter and any events that subsequently occur for that event source. <70><71>

### 3.1.4.1.30.2 Event Delivery

The Web Services Management Protocol Extensions for Windows Vista service MUST use the following **Action URI**, as specified in [\[DMTF-DSP0226\]](#) section 10.2.8:  
<http://schemas.dmtf.org/wbem/wsman/1/wsman/Event>.

This URI may be required in cases where event types are inferred in real time from other sources and not published as Web service events, and therefore do not have a designated Action URI. The URI should be as specific as possible in most cases so that it can act as a reliable dispatching point.

The Web Services Management Protocol Extensions for Windows Vista service MUST support the WS-Management Bookmark mechanism, as specified in [\[DMTF-DSP0226\]](#) section 10.2.6.

The Web Services Management Protocol Extensions for Windows Vista server MUST support a subscriber-defined retry policy as defined in [\[DMTF-DSP0226\]](#) section 10.2.3. The values for

wsman:ConnectionRetry and wsman:ConnectionRetry/@Total MUST both be zero or both be non-zero, otherwise a wsman:InternalErrorFault is returned.

If the two values are zero, no retry is attempted. Otherwise, retries are attempted as specified by these values.

If The Web Services Management Protocol Extensions for Windows Vista service receives a wsman:DeliveryRefused fault, it MUST NOT issue a wse:SubscriptionEnd message, as specified in [\[DMTF-DSP0226\]](#) section 10.8 rule R10.8-1.

### 3.1.4.1.30.3 Event Security

In general, management operations and responses should be protected against attacks such as snooping, interception, replay, and modification during transmission. Generally, authenticating the user who has sent a request is also necessary so that access control rules can be applied to determine whether to process a request.

When specifying the wse:NotifyTo address in subscriptions, the implementation SHOULD identify the event source and which authentication model to use when delivering the event.

If the authentication model is not identified, the event source can try to infer from the wsa:Address what needs to be done. However, if the event source can support multiple modes and has a certificate or password store, it may not know which authentication model to choose or which credentials to use without being told in the subscription.

Information describing the allowed security profiles and potentially acceptable credentials are communicated by using the wse:NotifyTo address as specified in [\[WS-Policy\]](#).

```
<s:Body>
  <wse:Subscribe>
    <wse:Delivery>
      <wse:NotifyTo>
        <wsa:Address> ... </wsa:Address>
        <wsa:ReferenceParameters>... </wsa:ReferenceParameters>
        <wsp:Policy> ... </wsp:Policy> *
      </wse:NotifyTo>
    </wse:Delivery>
  </wse:Subscribe>
</s:Body>
```

In general, as specified in [\[WS-Policy\]](#), there are a variety of representations and nesting of policies. To ensure a baseline for interoperation, minimum implementation levels are suggested.

The following minimal policy expressions MUST be used.

```
<wsp:Policy>
  <wsp:ExactlyOne>
    <wsp:all>
      ... assertions ...
    </wsp:all>
  </wsp:ExactlyOne>
</wsp:Policy>
```

Where each assertion is a set of instructions for a specific security profile. Each assertion is an Authentication element. Web Services Management Protocol Extensions for Windows Vista supports the three assertions in section [2.2.4.1](#):

- Authentication
- Role
- Thumbprint

#### **3.1.4.1.30.4 Event Renewal**

The Web Services Management Protocol Extensions for Windows Vista service SHOULD NOT support the wse:Renew operation, as specified in [\[DMTF-DSP0226\]](#) section 10.5. If a service receives a Renew request message, it SHOULD return a wse:UnableToRenew fault.

#### **3.1.4.1.30.5 Event Filtering**

The Web Services Management Protocol Extensions for Windows Vista service MUST support the following dialect for filtering events:  
<http://schemas.microsoft.com/win/2004/08/events/eventquery>. A service SHOULD NOT support any other dialect for filtering events.

When the **Dialect** attribute is equal to <http://schemas.microsoft.com/win/2004/08/events/eventquery>, the Filter element MUST contain a single <QueryList> element, which MUST be of type QueryListType as defined in section [2.2.4.20](#).

#### **3.1.4.1.30.6 Heartbeat Events**

The Web Services Management Protocol Extensions for Windows Vista service MUST support heartbeat events as specified in [\[DMTF-DSP0226\]](#) section 10.2.5.

#### **3.1.4.1.31 Remote Shell**

There are two types of remote shell scenarios that can be created:

1. Text-based Command Shell scenario
2. Custom Remote Shell scenario

**Text-based Command Shell:** The scenario mimics the pattern of operations of a user with the Microsoft Windows® cmd.exe interactive command Shell: opening the Shell, running a command in the form of simple text-based command-line, possibly feeding input streams, examining the output streams, running new commands, and finally closing the Shell. This scenario is limited to the Windows Command Shell only.

**Custom Remote Shell:** Unlike the Text-based Command Shell scenario, the Custom Remote Shell scenario allows the user to execute any Shell remotely. However, before the user tries to execute the custom Shell remotely, the administrator has to set up the configuration table at the server to map a specific custom Shell to corresponding resource URIs. This can be done in one of the following ways:

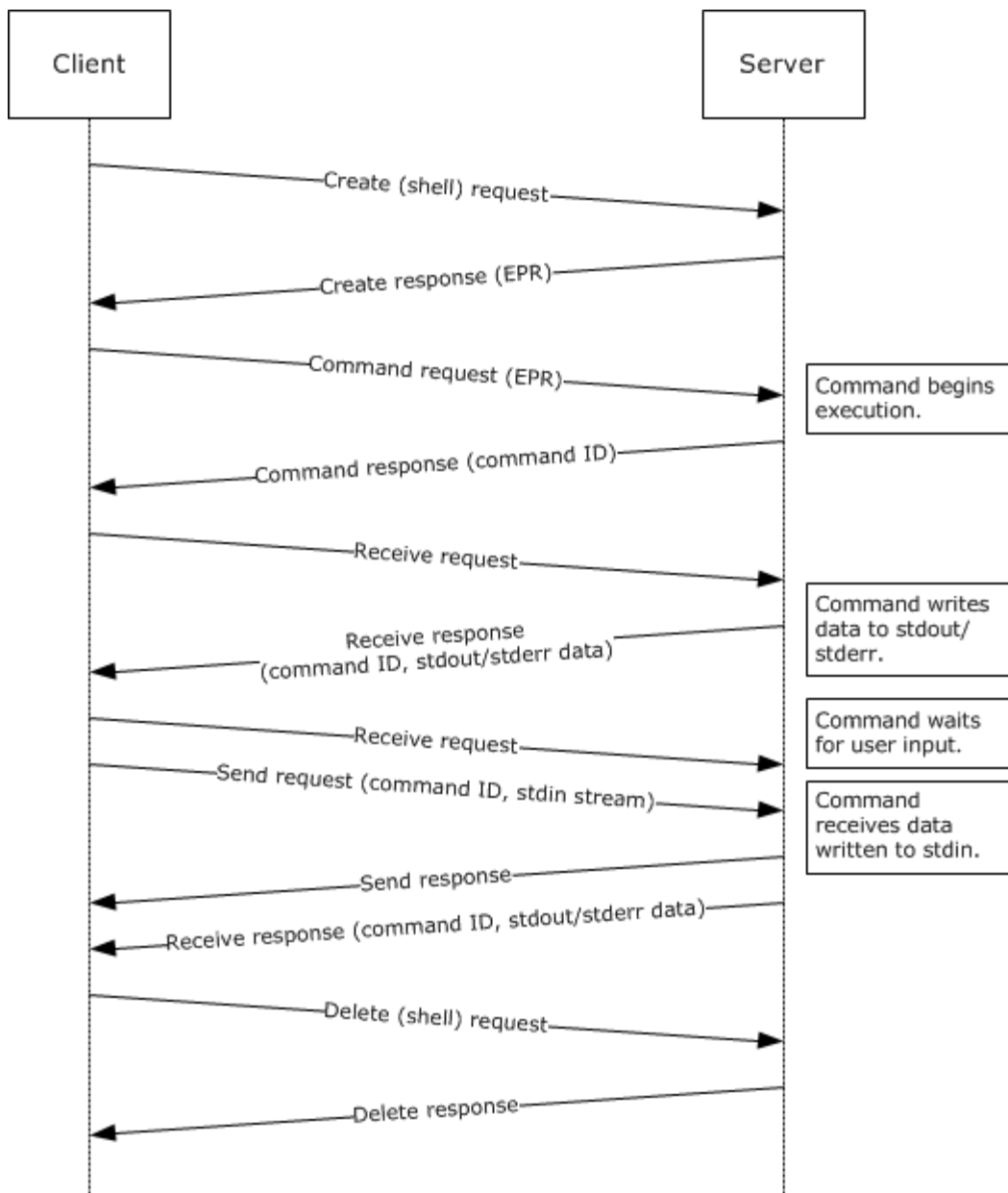
- The administrator configures a new plugin on the server, which exposes a resource with the Shell capability. [<72>](#) For more details, see section [2.2.4.19](#).

- The administrator can setup the Custom Remote Shell URI configuration table, as explained in section [2.2.4.11.<73>](#) In this type of Custom Remote Shell, the "Command" request and response are not sent explicitly. Rather, in this scenario, the "Command", its arguments, and any associated data are sent as a BLOB in the "Send" request. This BLOB is Shell-specific and is transparent to the protocol. In case of Custom Remote Shell, the "Send" is targeted at the Shell itself, which decodes the BLOB.

The user then provides a resource URI that is mapped to a custom Shell and the server executes the Shell remotely on behalf of the user.

The processing sequence for creating and interacting with remote shells is defined in the following figure.

Each ReceiveResponse message can contain data from either stdout, stderr, or both streams (as specified in section [3.1.4.1.31.1](#)). The order in which these elements appear in the ReceiveResponse message is determined by the data written by the Command and is implementation-dependent.



**Figure 4: Web Services Management Protocol Extensions for the Windows Vista Remote Shell message processing sequence**

### 3.1.4.1.31.1 I/O Streams

The Web Services Management Protocol Extensions for Windows Vista client in the Text-based Command Shell scenario interacts with the remote command, and in the Custom Remote Shell, the scenario interacts with the Shell by sending and receiving I/O streams. This section discusses how the I/O streams are encoded within Send and Receive messages.

The Web Services Management Protocol Extensions for Windows Vista supports one input stream (stdin) and two output streams (stdout and stderr). The name attribute of the `rsp:Stream` element



SHOULD be one of these values. The `rsp:Send` or `rsp:ReceiveResponse` elements may contain more than one stream data block. Each MUST be encoded by using `base64binary`.

```
<s:Body>
  ...
  <rsp:Stream Name="stdout" CommandId="xs:anyURI">
    ...encoded data...
  </rsp:Stream>
  <rsp:Stream Name="stderr" CommandId="xs:anyURI">
    ...encoded data...
  </rsp:Stream>
  ...
</s:Body>
```

For any Shell scenario, a stream can be targeted to either the shell, or to a particular command. A shell client indicates whether the Stream it sends or requests for is intended for the shell or a command.

If the stream is targeted to a particular command, it MUST be indicated by an optional attribute **CommandId**. The value of **CommandId** MUST be the value contained in the `CommandResponse` message, as shown in the following example:

```
<rsp:Stream
  Name="stdout"
  CommandId="77df7bb6-b5a0-4777-abd9-9823c0774074">
  c3Rpbmd1aXNoZWQsIG5vdCBvbmx5IGJ5IGhpc=
</rsp:Stream>
```

The **CommandId** attribute MUST be omitted if the stream is targeted to the Shell processor.

In the case of Text-based Command Shells, the input streams targeted for a shell SHOULD NOT be used to activate or execute a command, otherwise a `wsman:InternalError` fault is returned. For example, the client should not send a stream to the Shell that contains "cd" as data to get the "cd" command executed. Instead, the client SHOULD send the `Command` message where `rsp:CommandLine` will contain the "cd" command line.

In the case of Custom Remote Shells, no restrictions are placed on the content of the input streams.

### 3.1.4.1.31.2 wsman:Locale/wsmv:DataLocale

While it is specified in [\[DMTF-DSP0226\]](#) to allow the `wsman:Locale` message to appear on any message, in general it only makes sense to establish the `wsman:Locale` when the Shell is created by using `wst:Create`. The Web Services Management Protocol Extensions for Windows Vista service SHOULD ignore the `wsman:Locale` header and process the request if a different locale is sent with any message other than `wst:Create` that contains a resource URI indicating a remote shell.

The `wsmv:DataLocale` header is typically established only when the Shell is created by using `wst:Create`. The Web Services Management Protocol Extensions for Windows Vista service SHOULD ignore the `wsmv:DataLocale` header and process the request if the header is sent with any message other than `wst:Create` that contains a resource URI indicating a remote shell. [<74>](#)

### 3.1.4.1.31.3 wsman:SchemaValidationError

A wsman:SchemaValidationError fault SHOULD be returned for any operation where the XML is invalid. It SHOULD include the following detail f:Message, but the message details MAY vary according to the error condition encountered: [<75>](#)

"The Windows Remote Shell cannot process the request. The SOAP packet contains an element *invalid\_xml\_element* that is invalid. Retry the request with the correct XML element".

**Note** *invalid\_xml\_element* is replaced with the actual XML element.

### 3.1.4.1.31.4 HTTP Cookies

To support server affinity, Web Services Management Protocol Extensions for Windows Vista servers MAY send an HTTP cookie as specified in [\[RFC2109\]](#). [<76>](#)

- When inserting a cookie into a response message, Web Services Management Protocol Extensions for Windows Vista service MUST send the cookie in an HTTP header with the first parameter as follows.

MS-WSMAN=XXX

### 3.1.4.1.31.5 Shell Timeouts

When the Web Services Management Protocol Extensions for Windows Vista service receives a request targeted at a Remote Shell or a wst:Create message to create a new Remote Shell resource (as specified in section [3.1.4.5.2](#)), the service MUST create a new Shell Idle Timeout timer, associate it with the Remote Shell, and start the timer. The timer interval MUST be set to the number of seconds given by the IdleTimeout configuration setting, as specified in section [2.2.4.38](#).

On receipt of another request message targeted at the Remote Shell, the existing Shell Idle Timeout timer for that Remote Shell MUST be canceled.

When the Web Services Management Protocol Extensions for Windows Vista service receives a wst:Create message for a Remote Shell resource (as specified in section [3.1.4.5.2](#)), the service MUST create a new Shell Lifetime timer, associate it with the Remote Shell, and start the timer. If it is specified the timer interval MUST be set to the number of seconds given by the Lifetime configuration setting, as specified in section [2.2.4.33](#). If the Lifetime configuration setting is not specified, the timer interval SHOULD be set to the value of the MaxShellRunTime element, as specified in section [2.2.4.38](#), converted from milliseconds to seconds.

On deletion of the Remote Shell, the Shell Lifetime timer for that Remote Shell MUST be canceled.

### 3.1.4.1.32 Invoking CIM Methods

Web Services Management Protocol Extensions for Windows Vista servers SHOULD support the invocation of custom actions as specified in [\[DMTF-DSP0226\]](#) Section 9 and [\[DMTF-DSP0227\]](#) Section 11. The Action URI that is used to invoke CIM methods MUST be constructed as specified in [\[DMTF-DSP0230\]](#) Section 10.3.

### 3.1.4.1.33 Plugin Management

#### 3.1.4.1.33.1 Routing Requests to Plugins

Web Services Management Protocol Extensions for Windows Vista servers associate resource URIs (or resource URI prefixes) with a specific plugin using the **Plugins** table. When the server receives a request, the server MUST attempt to locate a matching plugin configuration entry as follows:

- For each row in **Plugins**, compare the **Resource URI** field of the request with the `PluginConfig\<cfg:Resource>` elements in the row.
- If the request matches multiple rows, then choose the row with the most specific match. If one of the matching `<cfg:ResourceType>` elements has `ExactMatch` set to true, then choose that row. Otherwise, if there are multiple matching `<cfg:ResourceType>` elements having `ExactMatch` set to false, then choose the row containing the `<cfg:ResourceType>` element with the longest matching prefix.
- If the request matches a single row, choose that row.

If a row was chosen, then the request MUST be routed to the plugin represented by the row's **Filename** element. Otherwise, the request MUST be handled by the server itself, as described in sections [3.1.4.2](#) through [3.1.4.14](#).

The server MUST verify whether the plugin supports the operation requested by the client. A plugin supports an operation if the `PluginConfig\<cfg:Resources>\<cfg:Resource>` matching the client's resource URI has the operation listed in its `CapabilityType`.

If the operation is not supported by the plugin, then the Web Services Management Protocol Extensions for Windows Vista service MUST return a `wsa:ActionNotSupported` fault to the client.

#### 3.1.4.1.33.2 Plugin Configuration

When the Web Services Management Protocol Extensions for Windows Vista service receives a Put or Create request with `http://schemas.microsoft.com/wbem/wsman/1/config/plugin` as the resource URI, and the `cfg:PluginType` input has `XmlRenderingType` set to `XmlReader`, the service MUST accept the input and MUST interpret the request as if `XmlRenderingType` were set to `text`.

When the Web Services Management Protocol Extensions for Windows Vista service receives a Put or Create request with `http://schemas.microsoft.com/wbem/wsman/1/config/plugin` as the resource URI, the behavior of the `SupportsFragment` and `SupportsFiltering` attributes of the `CapabilityType` element MUST be as follows:

- When `SupportsFragment` is set to false, an incoming request matches the containing plugin and the specified capability, and the incoming request uses fragment transfer, the service MUST return a fault, as specified in [\[DMTF-DSP0226\]](#) section 7.7.
- When `SupportsFiltering` is set to false, an incoming request matches the containing plugin and the specified capability, and the incoming request contains a filter and/or a filter dialect, the service MUST return a `wsen:FilterDialectRequestedUnavailable` fault.

To retrieve and configure an individual plugin configuration, the plugin needs to be referred to by a selector. The following properties, which are part of `cfg:PluginType`, are the selectors.

Selector name	Description
Name	The name by which the plugin is uniquely identified.

### 3.1.4.1.33.3 Plugins

The Web Services Management Protocol Extensions for Windows Vista servers SHOULD expose the following set of plugins. <77> The **Filename**, **InitializationParameters**, and **Resource/Security/Sddl** elements are implementation-dependent.

#### 3.1.4.1.33.3.1 WMI Provider

Plugin Name: WMI Provider

The plugin configuration for this plugin MUST follow the PluginType schema:

```
<PlugInConfiguration Name="WMI Provider" SDKVersion="1" XmlRenderingType="text" xml:lang="en-US" xmlns="http://schemas.microsoft.com/wbem/wsman/1/config/PluginConfiguration">
  <Resources>
    <Resource ResourceUri="http://schemas.microsoft.com/wbem/wsman/1/wmi"
      SupportsOptions="true">
      <Capability Type="Get" SupportsFragment="true"></Capability>
      <Capability Type="Put" SupportsFragment="true"></Capability>
      <Capability Type="Invoke"></Capability>
      <Capability Type="Enumerate" SupportsFiltering="true"></Capability>
    </Resource>
    <Resource ResourceUri="http://schemas.dmtf.org/wbem/wscim/1/cim-schema"
      SupportsOptions="true">
      <Capability Type="Get" SupportsFragment="true"></Capability>
      <Capability Type="Put" SupportsFragment="true"></Capability>
      <Capability Type="Invoke"></Capability>
      <Capability Type="Enumerate"></Capability>
    </Resource>
    <Resource ResourceUri="http://schemas.dmtf.org/wbem/wscim/1/*" SupportsOptions="true"
      ExactMatch="true">
      <Capability Type="Enumerate" SupportsFiltering="true"></Capability>
    </Resource>
  </Resources>
</PlugInConfiguration>
```

#### 3.1.4.1.33.3.2 Event Forwarding Plugin

Plugin Name: Event Forwarding Plugin

The plugin configuration for this plugin MUST follow the PluginType schema:

```
<PlugInConfiguration Name="Event Forwarding Plugin" SDKVersion="1" XmlRenderingType="text"
xml:lang="en-US"
xmlns="http://schemas.microsoft.com/wbem/wsman/1/config/PluginConfiguration">
  <Resources>
    <Resource ResourceUri="http://schemas.microsoft.com/wbem/wsman/1/windows/EventLog"
      SupportsOptions="true">
      <Security Uri="" ExactMatch="false" Sddl=""></Security>
      <Capability Type="Subscribe" SupportsFiltering="true"></Capability>
    </Resource>
  </Resources>
</PlugInConfiguration>
```

### 3.1.4.1.33.3.3 PowerShell Plugin

Plugin Name: microsoft.powershell

The plugin configuration for this plugin MUST follow the PluginType schema:

```
<PlugInConfiguration Name="microsoft.powershell" SDKVersion="1" XmlRenderingType="text"
xml:lang="en-US"
xmlns="http://schemas.microsoft.com/wbem/wsman/1/config/PluginConfiguration">
  <Resources>
    <Resource ResourceUri="http://schemas.microsoft.com/powershell/microsoft.powershell"
SupportsOptions="true" ExactMatch="true">
      <Security Uri="http://schemas.microsoft.com/powershell/microsoft.powershell"
ExactMatch="true" Sddl=" "></Security>
      <Capability Type="Shell"></Capability>
    </Resource>
  </Resources>
</PlugInConfiguration>
```

### 3.1.4.1.34 Certificate Mapping

Web Services Management Protocol Extensions for Windows Vista servers MUST map the certificate it receives from clients to a local user on the server machine, whenever Certificate Authentication is the mechanism used to authenticate the client.

When using the wsman:secprofile/https/mutual profile for authentication, the Web Services Management Protocol Extensions for Windows Vista server MUST use the following algorithm to map the client's certificate to the local user account:

- First find all entries in the Certificate Mapping Table matching the following criteria:
  - The entry's Issuer field matches the issuer thumbprint from client's certificate.
  - The entry's URI field matches the resource URI of the client request, using the rules in section [2.2.4.3](#).
  - The entry's subject field matches the Subject field of the client request, using the rules in section [2.2.4.3](#).
  - Within those entries, choose the entry or entries with the longest Subject field.
  - If there are multiple entries with same longest length for Subject, choose (within that set) the entry or entries with the longest URI field.

If no matching entry is found, or the algorithm chose multiple matching entries, then the Web Services Management Protocol Extensions for Windows Vista MUST fail the request with wsman:AccessDenied.

If a single matching entry was chosen, then the server MUST verify that the username and password match a user account on the server, using implementation-specific means. If account verification fails, then the server MUST fail the request with wsman:AccessDenied.

If account verification succeeded, then the server MUST verify that the account is authorized for the request, using the rules in section [3.1.4.1.28](#).

### 3.1.4.1.35 Enumeration Garbage Collection

When the Web Services Management Protocol Extensions for Windows Vista service sends an EnumerateResponse or a PullResponse message, the service MUST create a new Enumeration Garbage Collection timer, associate it with the Enumeration, and start the timer. The timer interval MUST be set to the number of seconds given by the EnumerationTimeoutms configuration setting, as specified in section [2.2.4.32](#).

On receipt of a Pull or Release request message, the Enumeration Garbage Collection timer for that Enumeration MUST be canceled.

### 3.1.4.2 Get

Web Services Management Protocol Extensions for Windows Vista MUST support the Get operation, using the following Action URIs, as specified in [\[DMTF-DSP0226\]](#).

```
http://schemas.xmlsoap.org/ws/2004/09/transfer/Get
http://schemas.xmlsoap.org/ws/2004/09/transfer/GetResponse
```

Web Services Management Protocol Extensions for Windows Vista includes no changes specific to the Get operation from the WS-Management Protocol, as specified in [\[DMTF-DSP0226\]](#), except as noted in section [3.1.4.1](#) and section [3.2.4.1](#).

The set of resource URIs on which Web Services Management Protocol Extensions for Windows Vista MUST support the Get operation is defined in the following table, and where relevant, the Xml Schema Definition (XSD) type for the data that is passed as part of the request or response is referenced.

Resource URI	Input data type	Output data type
<a href="http://schemas.microsoft.com/wbem/wsman/1/config">http://schemas.microsoft.com/wbem/wsman/1/config</a>	None	cfg:ConfigType
<a href="http://schemas.microsoft.com/wbem/wsman/1/config/client">http://schemas.microsoft.com/wbem/wsman/1/config/client</a>	None	cfg:ClientType
<a href="http://schemas.microsoft.com/wbem/wsman/1/config/client/auth">http://schemas.microsoft.com/wbem/wsman/1/config/client/auth</a>	None	cfg:ClientAuthType
<a href="http://schemas.microsoft.com/wbem/wsman/1/config/client/defaultports">http://schemas.microsoft.com/wbem/wsman/1/config/client/defaultports</a>	None	cfg:ClientDefaultPortsType
<a href="http://schemas.microsoft.com/wbem/wsman/1/config/service">http://schemas.microsoft.com/wbem/wsman/1/config/service</a>	None	cfg:ServiceType
<a href="http://schemas.microsoft.com/wbem/wsman/1/config/service/auth">http://schemas.microsoft.com/wbem/wsman/1/config/service/auth</a>	None	cfg:ServiceAuthType
<a href="http://schemas.microsoft.com/wbem/wsman/1/config/service/defaultports">http://schemas.microsoft.com/wbem/wsman/1/config/service/defaultports</a>	None	cfg:ServiceDefaultPortsType
<a href="http://schemas.microsoft.com/wbem/wsman/1/config/service/certmapping">http://schemas.microsoft.com/wbem/wsman/1/config/service/certmapping</a>	None	cert:CertMappingType
<a href="http://schemas.microsoft.com/wbem/wsman/1/config/winrs">http://schemas.microsoft.com/wbem/wsman/1/config/winrs</a>	None	cfg:WinrsType
<a href="http://schemas.microsoft.com/wbem/wsman/1/config/listener">http://schemas.microsoft.com/wbem/wsman/1/config/listener</a>	None	cfg:ListenerType

The set of resource URIs on which Web Services Management Protocol Extensions for Windows Vista SHOULD support the Get operation is defined in the following table, and where relevant, the Xml Schema Definition (XSD) type for the data that MUST be passed as part of the request or response is listed.

Resource URI	Input data type	Output data type
http://schemas.microsoft.com/wbem/wsman/1/config/plugin	None	cfg:PluginType

The set of resource URIs on which Web Services Management Protocol Extensions for Windows Vista MAY support the Get operation is defined in the following table, and where relevant, the Xml Schema Definition (XSD) type for the data that MUST be passed as part of the request or response is listed.

Resource URI	Input data type	Output data type
http://schemas.microsoft.com/wbem/wsman/1/windows/shell/cmd	None	rsp:Shell

The http://schemas.microsoft.com/wbem/wsman/1/config/service/security resource URI SHOULD be used to map an SDDL string to a particular resource URI. If this URI is used to map SDDL strings to particular resource URIs, the Web Services Management Protocol Extensions for Windows Vista servers MUST support the Get operation as defined in the following table, where the Xml Schema Definition (XSD) type for the data that is passed as part of the request or response is referenced.

Resource URI	Input data type	Output data type
http://schemas.microsoft.com/wbem/wsman/1/config/service/security	None	cfg:SecurityType

The resource URI http://schemas.microsoft.com/wbem/wsman/1/config/winrs/customremoteshell SHOULD [be used](#) to manipulate the Custom Remote Shell URI configuration table. By default, this table does not exist on the server, and the administrator MUST set this table up for the user to execute the custom remote Shell. If this URI is used to manipulate the Custom Remote Shell URI configuration table, the Web Services Management Protocol Extensions for Windows Vista servers MUST support the Get operation as defined in the following table, where the Xml Schema Definition (XSD) type for the data that is passed as part of the request or response is referenced.

Resource URI	Input data type	Output data type
http://schemas.microsoft.com/wbem/wsman/1/config/winrs/customremoteshell	None	cfg:CustomRemoteShell

The CIM binding for WS-Management defines which operations can be used on which ResourceURIs when referencing CIM objects. More information is specified in [\[DMTF-DSP0227\]](#) section 7.

The Web Services Management Protocol Extensions for Windows Vista service MUST support WS-Transfer Get when the class name in the ResourceURI and the selectors identify an instance of that class.

### 3.1.4.2.1 Remote Shells

To read the startup parameters of an active Shell, a wst:Get message MAY be sent by using the wsa:EndpointReference returned in the wst:ResourceCreated, when the Shell was first created.

This message MAY be sent asynchronously to any outstanding messages in progress to the specified Shell. <79>

The value of Resource URI will be different for the Text-based Command Shell and the Custom Remote Shell. <80>

In case of Text-based Command Shell, the value of Resource URI MUST be as follows.

```
http://schemas.microsoft.com/wbem/wsman/1/windows/shell/cmd
```

An example of Resource URI for Custom Remote Shell scenario is as follows.

```
http://schemas.microsoft.com/wbem/wsman/1/windows/shell/CustomShell
```

On successful processing of a wst:Get request message, a processor MUST return a wst:GetResponse message in the form, as specified in [DMTF-DSP0226], with the only difference being that in the case of the Custom Remote Shell scenario, CommandLine element is absent.

The following elements MUST be present in the GetResponse message:

- ShellID
- InputStreams
- OutputStreams

The following elements SHOULD <81> be present in the rsp:Shell element in the GetResponse message:

- ResourceUri
- Owner
- ClientIP
- IdleTimeout
- ShellRunTime
- ShellInactivity

The Lifetime element MAY <82> be present in the rsp:Shell element in the GetResponse message. If the Lifetime element is present, its value SHOULD be equal to the value specified for the Lifetime element in the initial wst:Create message or the default value (as specified in section 2.2.4.33) minus the amount of time that has elapsed since the shell was created. This value MUST be expressed in seconds.



The CommandLine element MUST be present in the rsp:Shell element in the in the Text-based Command Shell scenario, and MUST NOT be present in the rsp:Shell element in the case of Custom Remote Shell scenario.

The WS-Management specification defines the FragmentTransfer SOAP header, which is used to retrieve and update fragments or individual elements of a CIM object. More details are specified in [\[DMTF-DSP0226\]](#) section 7.7.

Web Services Management Protocol Extensions for Windows Vista Service does not support the FragmentTransfer SOAP header for Shell operations and the clients SHOULD NOT use it. If a Web Services Management Protocol Extensions for Windows Vista Service receives a Get request that contains a FragmentTransfer SOAP header and a Resource URI that represents either a Text-based Command Shell or a Custom Remote Shell, it MUST return a wsman:UnsupportedFeature fault.

### 3.1.4.3 Put

Web Services Management Protocol Extensions for Windows Vista MUST support the Put operation, using the following Action URIs, as specified in [\[DMTF-DSP0226\]](#) section 7.4.

```
http://schemas.xmlsoap.org/ws/2004/09/transfer/Put
http://schemas.xmlsoap.org/ws/2004/09/transfer/PutResponse
```

Web Services Management Protocol Extensions for Windows Vista includes no changes specific to the Put operation from the WS-Management Protocol, as specified in [\[DMTF-DSP0226\]](#) section 7.4, except as noted in section [3.1.4.1](#) and section [3.2.4.1](#).

The set of resource URIs on which Web Services Management Protocol Extensions for Windows Vista MUST support the Put operation is defined in the following table, and where relevant, the Xml Schema Definition (XSD) type for the data that is passed as part of the request or response is referenced.

Resource URI	Input data type	Output data type
http://schemas.microsoft.com/wbem/wsman/1/config	cfg:ConfigType	cfg:ConfigType
http://schemas.microsoft.com/wbem/wsman/1/config/client	cfg:ClientType	cfg:ClientType
http://schemas.microsoft.com/wbem/wsman/1/config/client/auth	cfg:ClientAuthType	cfg:ClientAuthType
http://schemas.microsoft.com/wbem/wsman/1/config/client/defaultports	cfg:ClientDefaultPort sType	cfg:ClientDefaultPort sType
http://schemas.microsoft.com/wbem/wsman/1/config/service	cfg:ServiceType	cfg:ServiceType
http://schemas.microsoft.com/wbem/wsman/1/config/service/auth	cfg:ServiceAuthType	cfg:ServiceAuthType
http://schemas.microsoft.com/wbem/wsman/1/config/service/certmapping	cert: CertMappingType	cert: CertMappingType
http://schemas.microsoft.com/wbem/wsman/1/config/winrs	cfg:WinrsType	cfg:WinrsType
http://schemas.microsoft.com/wbem/wsman/1/config/listen	cfg:ListenerType	cfg:ListenerType

Resource URI	Input data type	Output data type
er		

The set of resource URIs on which Web Services Management Protocol Extensions for Windows Vista SHOULD support the Put operation is defined in the following table, and where relevant, the Xml Schema Definition (XSD) type for the data that MUST be passed as part of the request or response is listed.

Resource URI	Input data type	Output data type
http://schemas.microsoft.com/wbem/wsman/1/config/plugin	cfg:PluginType	cfg:PluginType

The set of resource URIs on which Web Services Management Protocol Extensions for Windows Vista MAY<83>support the Put operation is defined in the following table, and where relevant, the Xml Schema Definition (XSD) type for the data that MUST be passed as part of the request or response is listed.

Resource URI	Input data type	Output data type
http://schemas.microsoft.com/wbem/wsman/1/config/service/defaultports	cfg:ServiceDefaultPort sType	cfg:ServiceDefaultPort sType

The http://schemas.microsoft.com/wbem/wsman/1/config/service/security resource URI SHOULD be used to map an SDDL string to a particular resource URI. If this URI is used to map SDDL strings to particular resource URIs, the Web Services Management Protocol Extensions for Windows Vista servers MUST support the Put operation as defined in the following table, where the Xml Schema Definition (XSD) type for the data that is passed as part of the request or response is referenced.

Resource URI	Input data type	Output data type
http://schemas.microsoft.com/wbem/wsman/1/config/service/security	cfg:SecurityType	cfg:PluginType

The resource URI

<http://schemas.microsoft.com/wbem/wsman/1/config/winrs/customremoteshell> SHOULD be used to manipulate the Custom Remote Shell URI configuration table. By default, this table does not exist on the server and the administrator MUST set this table up for the user to execute custom remote Shell. If this URI is used to manipulate the Custom Remote Shell URI configuration table, the Web Services Management Protocol Extensions for Windows Vista servers MUST support the Put operation as defined in the following table, where the Xml Schema Definition (XSD) type for the data that is passed as part of the request or response is referenced.

Resource URI	Input data type	Output data type
http://schemas.microsoft.com/wbem/wsman/1/config/winrs/customremoteshell	cfg:CustomRemote Shell	cfg:CustomRemote Shell

The CIM binding for WS-Management defines which operations can be used on which ResourceURIs when referencing CIM objects. More information is specified in [\[DMTF-DSP0227\]](#) section 7.

The Web Services Management Protocol Extensions for Windows Vista service MUST support WS-Transfer Put when the class name in the ResourceURI and the selectors identify an instance of that class.

### 3.1.4.4 Delete

Web Services Management Protocol Extensions for Windows Vista MUST support the Delete operation, using the following Action URIs, as specified in [\[DMTF-DSP0226\]](#) section 7.5.

<http://schemas.xmlsoap.org/ws/2004/09/transfer/Delete>  
<http://schemas.xmlsoap.org/ws/2004/09/transfer/DeleteResponse>

Web Services Management Protocol Extensions for Windows Vista includes no changes specific to the Delete operation from the WS-Management Protocol, as specified in [\[DMTF-DSP0226\]](#) section 7.5, except as noted in section [3.1.4.1](#) and section [3.2.4.1](#).

The set of resource URIs on which Web Services Management Protocol Extensions for Windows Vista MUST support the Delete operation is defined in the following table, and where relevant, the Xml Schema Definition (XSD) type for the data that is passed as part of the request or response is referenced.

Resource URI	Input data type	Output data type
<a href="http://schemas.microsoft.com/wbem/wsman/1/config/service/certmapping">http://schemas.microsoft.com/wbem/wsman/1/config/service/certmapping</a>	None	None
<a href="http://schemas.microsoft.com/wbem/wsman/1/config/listener">http://schemas.microsoft.com/wbem/wsman/1/config/listener</a>	None	None
<a href="http://schemas.microsoft.com/wbem/wsman/1/windows/shell/cmd">http://schemas.microsoft.com/wbem/wsman/1/windows/shell/cmd</a>	None	None

The set of resource URIs on which Web Services Management Protocol Extensions for Windows Vista SHOULD support the Delete operation is defined in the following table, and where relevant, the Xml Schema Definition (XSD) type for the data that MUST be passed as part of the request or response is listed.

Resource URI	Input data type	Output data type
<a href="http://schemas.microsoft.com/wbem/wsman/1/config/plugin">http://schemas.microsoft.com/wbem/wsman/1/config/plugin</a>	None	None

When a Web Services Management Protocol Extensions for Windows Vista server receives a Delete request for the Resource URI <http://schemas.microsoft.com/wbem/wsman/1/config/plugin> that identifies an existing resource, it MUST trigger a Delete Plugin event as specified in section [3.1.6.4](#).

The resource URI <http://schemas.microsoft.com/wbem/wsman/1/config/winrs/customremoteshell> SHOULD be used to manipulate the Custom Remote Shell URI configuration table. By default, this table does not exist on the server and the administrator MUST set this table up for the user to execute a custom remote Shell. If this URI is used to manipulate the Custom Remote Shell URI configuration table, the Web Services Management Protocol Extensions for Windows Vista servers MUST support the Delete operation as defined in the following table, where the Xml Schema Definition (XSD) type for the data that is passed as part of the request or response is referenced.

Resource URI	Input data type	Output data type
<a href="http://schemas.microsoft.com/wbem/wsman/1/config/winrs/customremoteshell">http://schemas.microsoft.com/wbem/wsman/1/config/winrs/customremoteshell</a>	None	None

The CIM binding for WS-Management defines which operations can be used on which ResourceURIs when referencing CIM objects. More information is specified in [\[DMTF-DSP0227\]](#) section 7.

The Web Services Management Protocol Extensions for Windows Vista service SHOULD NOT support WS-Transfer Delete when the resource URI indicates an instance of a CIM class, as specified in section [3.1.4.1.1](#).

### 3.1.4.4.1 Remote Shells

To close an active Shell, a wst:Delete message MAY be sent by using the wsa:EndpointReference returned in the wst:ResourceCreated when the Shell was first created.

This message MAY be sent asynchronously to any outstanding messages in progress to the specified Shell, allowing the Shell to be forcibly closed. [<84>](#) Any commands in progress SHOULD be immediately terminated and all resources for the Shell SHOULD be freed. The final results of any operations in progress are undefined and the result is similar to forcibly terminating a Shell processor in any other context outside SOAP.

The Delete message is of the form as specified in [\[DMTF-DSP0226\]](#).

The value of Resource URI will be different for a Text-based Command Shell and a Custom Remote Shell.

In case of a Text-based Command Shell, the value of Resource URI MUST be as follows.  
<http://schemas.microsoft.com/wbem/wsman/1/windows/shell/cmd>

An example of Resource URI for Custom Remote Shell scenario is as follows.  
<http://schemas.microsoft.com/wbem/wsman/1/windows/shell/CustomShell>

Upon successful processing of a wst:Delete request message, a processor MUST return a wst:DeleteResponse message, which MUST adhere to the form as specified in [\[DMTF-DSP0226\]](#).

### 3.1.4.5 Create

Web Services Management Protocol Extensions for Windows Vista MUST support the Create operation, using the following Action URIs, as specified in [\[DMTF-DSP0226\]](#) section 7.6:

<http://schemas.xmlsoap.org/ws/2004/09/transfer/Create>  
<http://schemas.xmlsoap.org/ws/2004/09/transfer/CreateResponse>

Web Services Management Protocol Extensions for Windows Vista includes no changes specific to the Create operation from the WS-Management Protocol, as specified in [\[DMTF-DSP0226\]](#) section 7.6, except as noted in section [3.1.4.1](#) and section [3.2.4.1](#).

The set of resource URIs on which Web Services Management Protocol Extensions for Windows Vista MUST support the Create operation is defined in the following table, and where relevant, the Xml Schema Definition (XSD) type for the data that is passed as part of the request or response is referenced.

Resource URI	Input data type	Output data type
<a href="http://schemas.microsoft.com/wbem/wsman/1/config/service/certmappin">http://schemas.microsoft.com/wbem/wsman/1/config/service/certmappin</a>	cert:CertMappingTyp	None

Resource URI	Input data type	Output data type
g	e	
http://schemas.microsoft.com/wbem/wsman/1/config/listener	cfg:ListenerType	None
http://schemas.microsoft.com/wbem/wsman/1/windows/shell/cmd	rsp:Shell	None

The set of resource URIs on which Web Services Management Protocol Extensions for Windows Vista SHOULD support the Get operation is defined in the following table, and where relevant, the Xml Schema Definition (XSD) type for the data that MUST be passed as part of the request or response is listed.

Resource URI	Input data type	Output data type
http://schemas.microsoft.com/wbem/wsman/1/config/plugin	cfg:PluginType	None

When a Web Services Management Protocol Extensions for Windows Vista server receives a Create request for the Resource URI <http://schemas.microsoft.com/wbem/wsman/1/config/plugin>, it MUST trigger a Create Plugin event as specified in section [3.1.6.3](#).

The resource URI <http://schemas.microsoft.com/wbem/wsman/1/config/winrs/customremoteshell> SHOULD be used to manipulate the Custom Remote Shell URI configuration table. By default, this table does not exist on the server and the administrator MUST set this table up for the user to execute a custom remote Shell. If this URI is used to manipulate the Custom Remote Shell URI configuration table, the Web Services Management Protocol Extensions for Windows Vista servers MUST support the Create operation as defined in the following table, where the Xml Schema Definition (XSD) type for the data that is passed as part of the request or response is referenced.

Resource URI	Input data type	Output data type
http://schemas.microsoft.com/wbem/wsman/1/config/winrs/customremoteshell	cfg:CustomRemoteShell	None

The CIM binding for WS-Management defines which operations can be used on which ResourceURIs when referencing CIM objects. More information is specified in [\[DMTF-DSP0227\]](#) section 7.

The Web Services Management Protocol Extensions for Windows Vista service SHOULD NOT support WS-Transfer Create when the resource URI indicates a CIM class, as specified in section [3.1.4.1.1](#).

### 3.1.4.5.1 Messages

The following table summarizes the set of WSDL message definitions that are specific to this operation.

Message	Description
CreateResponseMessage	A message that contains resource-specific XML in the Soap body representing a newly-created resource.

### 3.1.4.5.2 Remote Shells

To create a new Shell, a wst:Create message MUST be sent where the wsman:ResourceURI element of the EPR specifies the type of Shell to be created. There are two types of remote shells:

1. Text-based Command Shell scenario
2. Custom Remote Shell scenario

To create a Text-based Command Shell on the remote system, the URI element MUST have the value `http://schemas.microsoft.com/wbem/wsman/1/windows/shell/cmd`; any other URI implies a Custom Remote Shell.

In essence, this EPR (with its wsman:ResourceURI) is a "factory" for instances of the Shell. The s:Body of the message contains the startup parameters defined by the Shell data type, as specified in section [2.2.4.33](#). This is illustrated as follows.

```
<s:Envelope ...>
  <s:Header ...>
    <wsa:Action>
      http://schemas.xmlsoap.org/ws/2004/09/transfer/Create
    </wsa:Action>
    ...other WS-Addressing & WS-Management headers...
    <wsman:ResourceURI>
      http://schemas.microsoft.com/wbem/wsman/1/windows/shell/cmd
    </wsman:ResourceURI>
    <wsman:OptionSet xmlns:xsi="http://www.w3.org/2001/XMLSchema-instance">
      <wsman:Option Name="xs:string"/>...value...</wsman:Option>+
    </wsman:OptionSet>
  </s:Header>
  <s:Body ...>
    <rsp:Shell>
      ...Value defined by the Shell data type...
    </rsp:Shell>
  </s:Body>
</s:Envelope>
```

The following named options MAY be used when creating the Remote Shell. [<85>](#)

Option	Description
WINRS_NOPROFILE	If set to TRUE, this option specifies that the user profile does not exist on the remote system and that the default profile SHOULD be used. By default, the value is TRUE.
WINRS_CODEPAGE	The value of the options specifies the client's console output code page. The value is returned by GetConsoleOutputCP API; on the server side, this value is set as input and output code page to display the number of the active character set (code page) or to change the active character set.

Upon successful processing of an wst:Create message, the Web Services Management Protocol Extensions for Windows Vista service MUST create a Shell instance and return a reference to it as a wsa:EndpointReference, as specified in [\[WSAddressing\]](#) and [\[DMTF-DSP0226\]](#) section 7.6 rule R7.6-5. This is illustrated as follows.

```
<s:Envelope ...>
```

```

<s:Header ...>
  <wsa:Action>
    http://schemas.xmlsoap.org/ws/2004/09/transfer/CreateResponse
  </wsa:Action>
  ...other WS-Addressing & WS-Management headers...
</s:Header>
<s:Body>
  <wst:ResourceCreated>
    <wsa:Address>
      Transport level
      address of shell processor
    </wsa:Address>
    <wsa:ReferenceParameters>
      <wsman:ResourceURI>
        http://schemas.microsoft.com/wbem/wsman/1/windows/shell/cmd
      </wsman:ResourceURI>
      <wsman:SelectorSet>
        <wsman:Selector Name="ShellID">
          ...shell GUID...
        </wsman:Selector>
      </wsman:SelectorSet>
    </wsa:ReferenceParameters>
  </wst:ResourceCreated>
</s:Body>
</s:Envelope>

```

The `wsa:EndpointReference` encapsulated within the `wst:ResourceCreated` contains a reference to the newly created Shell instance. This address is used in all subsequent messages to the Shell instance, that is, `wst>Delete`, `Command`, `Signal`, `Send`, and `Receive`.

The following describes the additional normative constraints on the Shell EPR:

- **ReferenceParameters:** This required element identifies the created Shell instance.
- **ResourceURI:** The value of Resource URI will be different for Text-based Command Shell and Custom Remote Shell
- In case of Text-based Command Shell, the value of Resource URI MUST be as follows.  
<http://schemas.microsoft.com/wbem/wsman/1/windows/shell/cmd>
- An example of Resource URI for Custom Remote Shell scenario is as follows.  
<http://schemas.microsoft.com/wbem/wsman/1/windows/shell/CustomShell>
- **SelectorSet:** This value of the Name attribute of Selector element MUST contain the GUID identifying the new Shell.

The client must extract this new EPR and use it in all subsequent messages, as it refers to the Shell instance that was just created.

### 3.1.4.5.2.1 wsman:QuotaLimit

A `wsman:QuotaLimit` fault SHOULD be returned by the `wst>Create` operation when a quota limit is exceeded.

If the `winrm/config/winrs/MaxShellsPerUser` (default 2) value is violated, the detail `f:Message` SHOULD contain the following. [<86>](#)

"The Windows Remote Shell cannot process the request. The server is already executing the maximum number of concurrent shells a user can remotely open on the same system. Retry later."

If the winrm/config/winrs/ MaxConcurrentUsers (default 5) value is violated, the detail f:Message SHOULD contain the following.

"The Windows Remote Shell cannot process the request. The server exceeded the maximum number of users concurrently performing remote operations on the same system. Retry later."

**Note** Violations of other winrs quota limits currently will not result in faults.

### 3.1.4.6 Subscribe

Web Services Management Protocol Extensions for Windows Vista MUST support the Subscribe operation, using the following Action URIs, as specified in [\[DMTF-DSP0226\]](#) section 10.2:

```
http://schemas.xmlsoap.org/ws/2004/08/eventing/Subscribe
http://schemas.xmlsoap.org/ws/2004/08/eventing/SubscribeResponse
```

Web Services Management Protocol Extensions for Windows Vista includes no changes specific to the Subscribe operation from the WS-Management Protocol, as specified in [\[DMTF-DSP0226\]](#) section 10.2, except as noted in section [3.1.4.1](#) and section [3.2.4.1](#).

The set of resource URIs on which Web Services Management Protocol Extensions for Windows Vista MUST support the Subscribe operation is defined in the following table, and where relevant, the Xml Schema Definition (XSD) type for the data that is passed as part of the request or response is referenced.

Resource URI	Input data type	Output data type
<a href="http://schemas.microsoft.com/wbem/wsman/1/windows/EventLog">http://schemas.microsoft.com/wbem/wsman/1/windows/EventLog</a>	wse:Subscribe	wse:SubscribeResponse

#### 3.1.4.6.1 Messages

The following table summarizes the set of WSDL message definitions that are specific to this operation.

Message	Description
SubscribeMsg	A message used to subscribe to have notifications delivered..
SubscribeResponseMsg	A message used in response to a request to have notifications delivered.

#### 3.1.4.7 Unsubscribe

Web Services Management Protocol Extensions for Windows Vista MUST support the Unsubscribe operation, using the following Action URIs as specified in [\[DMTF-DSP0226\]](#) section 10.4:

```
http://schemas.xmlsoap.org/ws/2004/08/eventing/Unsubscribe
http://schemas.xmlsoap.org/ws/2004/08/eventing/UnsubscribeResponse
```



Web Services Management Protocol Extensions for Windows Vista includes no changes specific to the Unsubscribe operation from the WS-Management Protocol, as specified in [\[DMTF-DSP0226\]](#) section 10.4, except as noted in section [3.1.4.1](#) and section [3.2.4.1](#).

The set of resource URIs on which Web Services Management Protocol Extensions for Windows Vista MUST support the Unsubscribe operation is defined in the following table, and where relevant, the Xml Schema Definition (XSD) type for the data that is passed as part of the request or response is referenced.

Resource URI	Input data type	Output data type
<a href="http://schemas.microsoft.com/wbem/wsman/1/windows/EventLog">http://schemas.microsoft.com/wbem/wsman/1/windows/EventLog</a>	wse:Unsubscribe	wse:UnsubscribeResponse

### 3.1.4.7.1 Messages

The following table summarizes the set of WSDL message definitions that are specific to this operation.

Message	Description
UnsubscribeMsg	A message used to cancel a subscription.
UnsubscribeResponseMsg	A message used in response to a request to cancel a subscription.

### 3.1.4.8 Enumerate

Web Services Management Protocol Extensions for Windows Vista MUST support the Enumerate operation, using the following Action URIs, as specified in [\[DMTF-DSP0226\]](#) section 8.2.

<http://schemas.xmlsoap.org/ws/2004/09/enumeration/Enumerate>  
<http://schemas.xmlsoap.org/ws/2004/09/enumeration/EnumerateResponse>

Web Services Management Protocol Extensions for Windows Vista includes no changes specific to the Enumerate operation from the WS-Management Protocol, as specified in [\[DMTF-DSP0226\]](#) section 8.2, except as noted in Section [3.1.4.1](#) and Section [3.2.4.1](#).

The set of resource URIs on which Web Services Management Protocol Extensions for Windows Vista MUST support the Enumerate operation is defined in the following table, and where relevant, the **Xml Schema Definition (XSD)** type for the data that is passed as part of the request or response is referenced.

Resource URI	Input data type	Output data type
<a href="http://schemas.microsoft.com/wbem/wsman/1/config/service/certmapping">http://schemas.microsoft.com/wbem/wsman/1/config/service/certmapping</a>	None	None
<a href="http://schemas.microsoft.com/wbem/wsman/1/config/listener">http://schemas.microsoft.com/wbem/wsman/1/config/listener</a>	None	None
<a href="http://schemas.microsoft.com/wbem/wsman/1/SubscriptionManager/Subscription">http://schemas.microsoft.com/wbem/wsman/1/SubscriptionManager/Subscription</a>	None	None (see Note following)

Resource URI	Input data type	Output data type
		table)

**Note** In the case of Optimized Enumeration, the service implementing the optimized enumeration will respond with the additional content in an Enumerate Response message, as specified in [\[DMTF-DSP0226\]](#) section 8.2.3.

The set of resource URIs on which Web Services Management Protocol Extensions for Windows Vista MAY support the Enumerate operation is defined in the following table, and where relevant, the Xml Schema Definition (XSD) type for the data that is passed as part of the request or response is referenced.

Resource URI	Input data type	Output data type
<a href="http://schemas.microsoft.com/wbem/wsman/1/windows/shell/cmd">http://schemas.microsoft.com/wbem/wsman/1/windows/shell/cmd</a>	None	None

The resource URI <http://schemas.microsoft.com/wbem/wsman/1/config/winrs/customremoteshell> SHOULD be used to manipulate the Custom Remote Shell URI configuration table. By default, this table does not exist on the server and the administrator MUST set this table up for the user to execute a custom remote Shell. If this URI is used to manipulate the Custom Remote Shell URI configuration table, the Web Services Management Protocol Extensions for Windows Vista servers MUST support the Enumerate operation as defined in the following table, where the Xml Schema Definition (XSD) type for the data that is passed as part of the request or response is referenced.

Resource URI	Input data type	Output data type
<a href="http://schemas.microsoft.com/wbem/wsman/1/config/winrs/customremoteshell">http://schemas.microsoft.com/wbem/wsman/1/config/winrs/customremoteshell</a>	None	None (see Note following table)

**Note** In the case of Optimized Enumeration, the service implementing the optimized enumeration will respond with the additional content in an Enumerate Response message, as specified in [\[DMTF-DSP0226\]](#) section 8.2.3.

### 3.1.4.8.1 Messages

The following table summarizes the set of WSDL message definitions that are specific to this operation.

Message	Description
EnumerateMessage	A message used to enumerate a set of resources.
EnumerateResponseMessage	A message used in response to a request to enumerate a set of resources.

### 3.1.4.8.2 Remote Shells

To initiate enumeration of the active Shell instances, a wsen:Enumerate message may be sent. This message may be sent asynchronously to any outstanding messages in progress to any of the active Shells.

The value of Resource URI will be different for the Text-based Command Shell and the Custom Remote Shell. [<87>](#)

In case of the Text-based Command Shell, the value of Resource URI MUST be as follows.  
<http://schemas.microsoft.com/wbem/wsmn/1/windows/shell/cmd>

An example of Resource URI for Custom Remote Shell scenario is follows.  
<http://schemas.microsoft.com/wbem/wsmn/1/windows/shell/CustomShell>

The WS-Management specification defines wsman:Filter as an alternative mechanism to specify filters that are different from that of the wsen:Filter. More details are specified in [\[DMTF-DSP0226\]](#) section 8.3.

Web Services Management Protocol Extensions for Windows Vista clients SHOULD not use the wsman:Filter element when processing the requests against ResourceURI.  
<http://schemas.microsoft.com/wbem/wsmn/1/windows/shell/cmd>

Web Services Management Protocol Extensions for Windows Vista servers MUST fault if the wsman:Filter element is used against ResourceURI.  
<http://schemas.microsoft.com/wbem/wsmn/1/windows/shell/cmd>

### 3.1.4.8.3 Publisher-Initiated Subscriptions

When the Web Services Management Protocol Extensions for Windows Vista server receives an Enumerate request with a resource URI equal to <http://schemas.microsoft.com/wbem/wsmn/1/SubscriptionManager/Subscription>, the server MUST retrieve the data in **PubInitSubscriptions** and return them as a result of the Enumeration (see Section [3.1.4.1.30](#) for details). The data MUST be returned as objects of type SubscriptionType, as specified in Section [2.2.4.37](#).

### 3.1.4.9 Pull

Web Services Management Protocol Extensions for Windows Vista MUST support the Pull operation, using the following Action URIs, as specified in [\[DMTF-DSP0226\]](#) section 8.4.

```
http://schemas.xmlsoap.org/ws/2004/09/enumeration/Pull
http://schemas.xmlsoap.org/ws/2004/09/enumeration/PullResponse
```

Web Services Management Protocol Extensions for Windows Vista includes no changes specific to the Pull operation from the WS-Management Protocol, as specified in [\[DMTF-DSP0226\]](#) section 8.4, except as noted in section [3.1.4.1](#) and section [3.2.4.1](#).

The set of resource URIs on which Web Services Management Protocol Extensions for Windows Vista MUST support the Pull operation is defined in the following table, and where relevant, the Xml Schema Definition (XSD) type for the data that is passed as part of the request or response is referenced.

Resource URI	Input data type	Output data type
<a href="http://schemas.microsoft.com/wbem/wsman/1/config/service/certmapping">http://schemas.microsoft.com/wbem/wsman/1/config/service/certmapping</a>	None	cert:CertMappingType
<a href="http://schemas.microsoft.com/wbem/wsman/1/config/listener">http://schemas.microsoft.com/wbem/wsman/1/config/listener</a>	None	cfg:ListenerType

The set of resource URIs on which Web Services Management Protocol Extensions for Windows Vista MAY support the Pull operation is defined in the following table, and where relevant, the Xml Schema Definition (XSD) type for the data that is passed as part of the request or response is referenced.

Resource URI	Input data type	Output data type
<a href="http://schemas.microsoft.com/wbem/wsman/1/windows/shell/cmd">http://schemas.microsoft.com/wbem/wsman/1/windows/shell/cmd</a>	None	rps:Shell

The resource URI

<http://schemas.microsoft.com/wbem/wsman/1/config/winrs/customremoteshell>

SHOULD be used to manipulate the Custom Remote Shell URI configuration table. By default, this table does not exist on the server and the administrator MUST set this table up for the user to execute custom remote Shell. If this URI is used to manipulate the Custom Remote Shell URI configuration table, the Web Services Management Protocol Extensions for Windows Vista servers MUST support the Pull operation as defined in the following table, where the Xml Schema Definition (XSD) type for the data that is passed as part of the request or response is referenced.

Resource URI	Input data type	Output data type
<a href="http://schemas.microsoft.com/wbem/wsman/1/config/winrs/customremoteshell">http://schemas.microsoft.com/wbem/wsman/1/config/winrs/customremoteshell</a>	None	cfg:CustomRemoteShell

### 3.1.4.9.1 Messages

The following table summarizes the set of WSDL message definitions that are specific to this operation.

Message	Description
PullMessage	A message used to retrieve a set of resources that are being enumerated.
PullResponseMessage	A message used in response to a request for a set of resources that are being enumerated.

### 3.1.4.9.2 Remote Shells

A processor MAY send a wsen:Pull message in the form as specified in [\[DMTF-DSP0226\]](#) section 8.4.

The value of Resource URI will be different for the Text-based Command Shell and the Custom Remote Shell.

In the case of the Text-based Command Shell, the value of Resource URI is as follows.

<http://schemas.microsoft.com/wbem/wsmman/1/windows/shell/cmd>

An example of Resource URI for Custom Remote Shell scenario is as follows.

<http://schemas.microsoft.com/wbem/wsmman/1/windows/shell/CustomShell>

**Note** MaxElements is an optional element.

On successful processing of wsen:Pull request message, a processor MUST return a wsen:PullResponse message in the form as specified in [\[DMTF-DSP0226\]](#) section 8.4.

**Note** The EndOfSequence element MUST be included in the returned rsp:Shell element by the server if there are no additional active Shell instances to pull.

### 3.1.4.10 Release

Web Services Management Protocol Extensions for Windows Vista MUST support the Release operation, using the following Action URIs, as specified in [\[DMTF-DSP0226\]](#) section 8.5.

<http://schemas.xmlsoap.org/ws/2004/09/enumeration/Release>  
<http://schemas.xmlsoap.org/ws/2004/09/enumeration/ReleaseResponse>

Web Services Management Protocol Extensions for Windows Vista includes no changes specific to the Release operation from the WS-Management Protocol, as specified in [\[DMTF-DSP0226\]](#) section 8.5, except as noted in section [3.1.4.1](#) and section [3.2.4.1](#).

The set of resource URIs on which Web Services Management Protocol Extensions for Windows Vista MUST support the Release operation is defined in the following table, and where relevant, the Xml Schema Definition (XSD) type for the data that is passed as part of the request or response is referenced.

Resource URI	Input data type	Output data type
<a href="http://schemas.microsoft.com/wbem/wsmman/1/config/service/certmapping">http://schemas.microsoft.com/wbem/wsmman/1/config/service/certmapping</a>	None	None
<a href="http://schemas.microsoft.com/wbem/wsmman/1/config/listener">http://schemas.microsoft.com/wbem/wsmman/1/config/listener</a>	None	None

The resource URI

<http://schemas.microsoft.com/wbem/wsmman/1/config/winrs/customremoteshell> SHOULD be used to manipulate the Custom Remote Shell URI configuration table. By default, this table does not exist on the server and the administrator MUST set this table up for the user to execute custom remote Shell. If this URI is used to manipulate the Custom Remote Shell URI configuration table, the Web Services Management Protocol Extensions for Windows Vista servers MUST support the Release operation as defined in the following table, where the Xml Schema Definition (XSD) type for the data that is passed as part of the request or response is referenced.

Resource URI	Input data type	Output data type
<a href="http://schemas.microsoft.com/wbem/wsmman/1/config/winrs/customremoteshell">http://schemas.microsoft.com/wbem/wsmman/1/config/winrs/customremoteshell</a>	None	None

### 3.1.4.10.1 Messages

The following table summarizes the set of WSDL message definitions that are specific to this operation.

Message	Description
ReleaseMessage	A message used to indicate that the enumeration of a set of resources is no longer needed.
ReleaseResponseMessage	A message used in response to an indication that the enumeration of a set of resources is no longer needed.

### 3.1.4.11 Command

Web Services Management Protocol Extensions for Windows Vista® operating system MUST support the Command operation, using the following Action URIs.

```
http://schemas.microsoft.com/wbem/wsman/1/windows/shell/Command
http://schemas.microsoft.com/wbem/wsman/1/windows/shell/CommandResponse
```

The set of resource URIs on which Web Services Management Protocol Extensions for Windows Vista MUST support the Command operation is defined in the following table, and where relevant, the Xml Schema Definition (XSD) type for the data that is passed as part of the request or response is referenced.

Resource URI	Input data type	Output data type
http://schemas.microsoft.com/wbem/wsman/1/windows/shell/cmd	rsp:CommandLine	rsp:CommandResponse

This operation is applicable for the Text-based Command Shell scenario only. The Custom Shell scenario uses Send to execute the command as specified in Section 3.1.4.13. To execute a command within a Shell, the Command message MUST be sent to the EPR of an existing Shell instance. <88>. This EPR was obtained from a wst:ResourceCreated message during Shell instance creation.

The Command message MUST be of the following form.

```
<s:Envelope ...>
  <s:Header ...>
    <wsman:ResourceURI>
      http://schemas.microsoft.com/wbem/wsman/1/windows/shell/cmd
    </wsman:ResourceURI>
    <wsman:SelectorSet>
      <wsman:Selector Name="ShellID">
        ...shell GUID...
      </wsman:Selector>
    </wsman:SelectorSet>
    <wsman:OptionSet xmlns:xsi="http://www.w3.org/2001/XMLSchema-instance">
      <wsman:Option Name="xs:string"/>...value...</wsman:Option>+
    </wsman:OptionSet>
    ...other WS-Addressing & WS-Management headers...
  </s:Header>
  <s:Body ...>
```

```

    <rsp:CommandLine ...>
      ..Value defined by the CommandLine data type...
    </rsp:CommandLine>
  </s:Body>
</s:Envelope>

```

The following named options MAY be used with the Command message. <89>

Option	Description
WINRS_CONSOLEMODE_STDIN	The client-side mode for standard input is console if TRUE and pipe if FALSE. This does not have an impact on the wire protocol. This option name MUST be used by the client of the Text-based Command Shell when starting the execution of a command using rsp:Command request to indicate that the client side of the standard input is console; the default implies pipe.
WINRS_SKIP_CMD_SHELL	If set to TRUE, this option requests that the server runs the command without using cmd.exe; if set to FALSE, the server is requested to use cmd.exe. By default the value is FALSE. This does not have any impact on the wire protocol.

Upon successful processing of a Command request message, a Shell processor MUST return a CommandResponse message, which MUST adhere to the following form.

```

<s:Envelope ...>
  <s:Header ...>
    <wsman:ResourceURI>
      http://schemas.microsoft.com/wbem/wsman/1/windows/shell/cmd
    </wsman:ResourceURI>
    <wsman:SelectorSet>
      <wsman:Selector Name="ShellID">
        ...shell GUID...
      </wsman:Selector>
    </wsman:SelectorSet>
    ...other WS-Addressing & WS-Management headers...
  </s:Header>
  <s:Body ...>
    <rsp:CommandResponse ...>
      ..Value defined by the CommandResponse data type...(section 2.2.3.4)
    </rsp:CommandResponse>
  </s:Body>
</s:Envelope>

```

### 3.1.4.11.1 Messages

The following table summarizes the set of WSDL message definitions that are specific to this operation.

Message	Description
CommandMessage	A message used to execute a command in a Text-based Command Shell.

Message	Description
CommandResponseMessage	A message used in response to the execution of a command in a Text-based Command Shell.

### 3.1.4.12 Signal

Web Services Management Protocol Extensions for Windows Vista MUST support the Signal operation, using the following Action URIs.

<http://schemas.microsoft.com/wbem/wsman/1/windows/shell/Signal>  
<http://schemas.microsoft.com/wbem/wsman/1/windows/shell/SignalResponse>

The set of resource URIs on which Web Services Management Protocol Extensions for Windows Vista MUST support the Signal operation is defined in the following table, and where relevant, the Xml Schema Definition (XSD) type for the data that is passed as part of the request or response is referenced.

Resource URI	Input data type	Output data type
<a href="http://schemas.microsoft.com/wbem/wsman/1/windows/shell/cmd">http://schemas.microsoft.com/wbem/wsman/1/windows/shell/cmd</a>	rsp:Signal	rsp:SignalResponse

The Signal operation is used to control the Shell processor. It can be sent either asynchronously or synchronously. In the Text-based Command Shell scenario, a signal may be sent to a specific command, or in the Custom Remote Shell scenario, to the Shell itself. The Signal request message MUST be of the general form, with the only difference between the two scenarios being the value of the Resource URI. The Signal message format is as follows.

```
<s:Envelope ...>
  <s:Header ...>
    <wsman:ResourceURI>
      Resource URI
    </wsman:ResourceURI>
    <wsman:SelectorSet>
      <wsman:Selector Name="ShellID">
        ...shell GUID...
      </wsman:Selector>
    </wsman:SelectorSet>
    ...other WS-Addressing & WS-Management headers...
  </s:Header>
  <s:Body ...>
    <rsp:Signal ...>
      ...Value defined by the Signal data type...
    </rsp:Signal>
  </s:Body>
</s:Envelope>
```

The value of Resource URI will be different for the Text-based Command Shell and the Custom Remote Shell scenarios.



In case of the Text-based Command Shell, the value of Resource URI MUST be as follows.  
<http://schemas.microsoft.com/wbem/wsman/1/windows/shell/cmd>

An example of Resource URI for Custom Remote Shell scenario is as follows.  
<http://schemas.microsoft.com/wbem/wsman/1/windows/shell/CustomShell>

Also, the CommandId attribute MUST only be used in a Text-based Command Shell scenario, and MUST NOT be applicable in a Custom Remote Shell scenario.

**Note** The value defined by the Signal data type is specified in Section [2.2.4.34](#).

Upon successful processing of a Signal request message, a processor MUST return a SignalResponse message. The Signal response message MUST be of the following general form. The SignalResponse message format is as follows.

```
<s:Envelope ...>
  <s:Header ...>
    <wsman:SelectorSet>
      <wsman:Selector Name="ShellID">
        ...shell GUID...
      </wsman:Selector>
    </wsman:SelectorSet>
    ...other WS-Addressing & WS-Management headers...
  </s:Header>
  <s:Body ...>
    <rsp:SignalResponse ...>
      ...Value defined by the SignalResponse data type...
    </rsp:SignalResponse>
  </s:Body>
</s:Envelope>
```

### 3.1.4.12.1 Messages

The following table summarizes the set of WSDL message definitions that are specific to this operation.

Message	Description
SignalMessage	A message used to send a command signal to a running Shell or Command.
SignalResponseMessage	A message used in response to a command signal that was sent to a running Shell or Command.

### 3.1.4.13 Send

Web Services Management Protocol Extensions for Windows Vista MUST support the Send operation, using the following Action URIs.

<http://schemas.microsoft.com/wbem/wsman/1/windows/shell/Send>  
<http://schemas.microsoft.com/wbem/wsman/1/windows/shell/SendResponse>

The set of resource URIs on which Web Services Management Protocol Extensions for Windows Vista MUST support the Send operation is defined in the following table, and where relevant, the Xml

Schema Definition (XSD) type for the data that is passed as part of the request or response is referenced.

Resource URI	Input data type	Output data type
<a href="http://schemas.microsoft.com/wbem/wsman/1/windows/shell/cmd">http://schemas.microsoft.com/wbem/wsman/1/windows/shell/cmd</a>	rsp:Send	rsp:SendResponse

In the Text-based Command Shell scenario, the Send message is used to pipe input to a running command, and in the Custom Remote Shell scenario, the Send message is used to pipe input to the Shell processor. The message MUST be of the same general format, with the value of Resource URI being the only difference between the two scenarios. Also, the CommandId attribute of each stream element MUST be used for Text-based Command Shell and MUST be omitted for CustomShell. The message for the Text-based Command Shell is as follows.

```
<s:Envelope ...>
  <s:Header ...>
    <wsman:ResourceURI>
      http://schemas.microsoft.com/wbem/wsman/1/windows/shell/cmd
    </wsman:ResourceURI>
    <wsman:SelectorSet>
      <wsman:Selector Name="ShellID">
        ...shell GUID...
      </wsman:Selector>
    </wsman:SelectorSet>
    ...other WS-Addressing & WS-Management headers...
  </s:Header>
  <s:Body ...>
    <rsp:Send ...>
      ...Value defined by the Send data type...
    </rsp:Send>
  </s:Body>
</s:Envelope>
```

The value of Resource URI will be different for the Text-based Command Shell and the Custom Remote Shell.

In case of the Text-based Command Shell, the value of Resource URI MUST be as follows.  
<http://schemas.microsoft.com/wbem/wsman/1/windows/shell/cmd>

An example of Resource URI for the Custom Remote Shell scenario is as follows.  
<http://schemas.microsoft.com/wbem/wsman/1/windows/shell/CustomShell>

The following rules apply to the Send operation:

- Only one Send request can be outstanding per instance of the Shell. Only when a rsp:SendResponse is received may another rsp:Send occur. However, a rsp:Send may occur asynchronously to any rsp:Receive request.
- In case of the Text-based Command Shell scenario, if the input is being sent to a specific command and the command completes or fails without consuming all the input, that additional unconsumed input MUST be discarded and ignored.
- Sending empty stream content ("dummy" messages) is permitted. This may be required to prevent deadlock or livelock in certain commands with heavy input and output interaction.

CommandId MUST be included for the Text-based Command Shell scenario and MUST be omitted for the Custom Remote Shell scenario.

Upon successful processing of a Send request message, a processor MUST return a SendResponse message, which MUST adhere to the same general form in both scenarios. The Custom Shell scenario uses SendResponse to get status information. SendResponse reflects the status of writing the BLOB of data (commands+args+data) to stdin; the status of executing the commands, if any, is not reflected in the SendResponse message, but later in the ReceiveResponse message (stdout/stderr); this is transparent to the Remote Shell protocol and up to the Shell.

The response message is as follows.

```
<s:Envelope ...>
  <s:Header ...>
    <wsman:SelectorSet>
      <wsman:Selector Name="ShellID">
        ...shell GUID...
      </wsman:Selector>
    </wsman:SelectorSet>
    ...other WS-Addressing & WS-Management headers...
  </s:Header>
  <s:Body ...>
    <rsp:SendResponse ...>
      ...Value defined by the SendResponse data type...
    </rsp:SendResponse>
  </s:Body>
</s:Envelope>
```

The attribute CommandId MUST only be used in the Text-based Command Shell scenario and MUST NOT be used in Custom Remote Shell scenario.

### 3.1.4.13.1 Messages

The following table summarizes the set of WSDL message definitions that are specific to this operation.

Message	Description
SendMessage	A message used to pipe input to a running Shell or Command.
SendResponseMessage	A message used in response to input sent to a running Shell or Command.

### 3.1.4.14 Receive

Web Services Management Protocol Extensions for Windows Vista MUST support the Receive operation, using the following Action URIs.

```
http://schemas.microsoft.com/wbem/wsman/1/windows/shell/Receive
http://schemas.microsoft.com/wbem/wsman/1/windows/shell/ReceiveResponse
```

The set of resource URIs on which Web Services Management Protocol Extensions for Windows Vista MUST support the Receive operation is defined in the following table, and where relevant, the Xml

Schema Definition (XSD) type for the data that is passed as part of the request or response is referenced.

Resource URI	Input data type	Output data type
<a href="http://schemas.microsoft.com/wbem/wsman/1/windows/shell/cmd">http://schemas.microsoft.com/wbem/wsman/1/windows/shell/cmd</a>	rsp:Receive	rsp:ReceiveResponse

In the Text-based Command Shell scenario, the Receive message is used to collect output from a running command, whereas in the Custom Remote Shell scenario, it is used to collect output from the Shell itself. Also, note that in case of the Text-based Command Shell scenario, a final Signal message **MUST** also be issued for the command after all the stream data has been received; it is not sufficient to simply use Receive to receive all the data. The Receive message **MUST** adhere to the following general form, with the only difference between the two scenarios being the value of the Resource URI. The Receive message format is as follows.

```
<s:Envelope ...>
  <s:Header ...>
    <wsman:ResourceURI>
      Resource URI
    </wsman:ResourceURI>
    <wsman:SelectorSet>
      <wsman:Selector Name="ShellID">
        ...shell GUID...
      </wsman:Selector>
    </wsman:SelectorSet>
    ...other WS-Addressing & WS-Management headers...
  </s:Header>
  <s:Body ...>
    <rsp:Receive ...>
      ...Value defined by the Receive data type...
    </rsp:Receive>
  </s:Body>
</s:Envelope>
```

The value of Resource URI will be different for the Text-based Command Shell and the Custom Remote Shell.

In case of Text-based Command Shell, the value of Resource URI **MUST** be as follows.  
<http://schemas.microsoft.com/wbem/wsman/1/windows/shell/cmd>

An example of Resource URI for Custom Remote Shell scenario is as follows.  
<http://schemas.microsoft.com/wbem/wsman/1/windows/shell/CustomShell>

The Web Services Management Protocol Extensions for Windows Vista service **MUST** ignore the WSMAN\_CMDSHELL\_OPTION\_KEEPALIVE option if it is included in a Receive request.

Upon successful processing of a Receive request message, the Shell processor **MUST** return a ReceiveResponse message, which **MUST** adhere to the following general form. The ReceiveResponse message format is as follows.

```
<s:Envelope ...>
  <s:Header ...>
    <wsman:SelectorSet>
      <wsman:Selector Name="ShellID">
```

```

        ...shell GUID...
    </wsman:Selector>
</wsman:SelectorSet>
    ...other WS-Addressing & WS-Management headers...
</s:Header>
<s:Body ...>
    <rsp:ReceiveResponse ...>
        ...Value defined by the ReceiveResponse data type...
    </rsp:ReceiveResponse>
</s:Body>
</s:Envelope>

```

The following rules apply to the Receive operation:

1. When the Shell was opened with wst:Create, the **client** and service established a contractual obligation regarding the output streams that would be in use. The client **MUST** be prepared to accept output from any of these streams. If additional output streams are available and were not part of the initial wst:Create handshake, the server-side processor **MUST** omit these streams in the response.
2. The Receive message **MAY** execute concurrently or asynchronously with Send messages, but only one Receive message **SHOULD** be outstanding at any given time. [<90>](#)
3. A client **SHOULD** immediately issue a Receive message when a command is launched, whether or not it will be sending input using Send messages. To prevent deadlock, livelock, or time-out situations, the server may return Receive messages with empty string content, but typically it will delay responding until output is available, providing that wsman:OperationTimeout rules are not violated. If no output is available before the wsman:OperationTimeout expires, the server **MUST** return a WSMANFault with the Code attribute equal to "2150858793". When the client receives this fault, it **SHOULD** issue another Receive request. The client **SHOULD** continue to issue Receive messages as soon as the previous ReceiveResponse has been received.
4. At least one Receive message **MUST** be issued to get a final ReceiveResponse, which indicates that a command has terminated.

In the case of the Text-based Command Shell scenario, the server **MAY** reject processing new Command requests and reply with an error response until it has successfully returned a ReceiveResponse with a CommandState element, indicating that the command has terminated or succeeded. [<91>](#)

When the client receives the final output from a command, it **MUST** subsequently send a Signal with a code of

```
http://schemas.microsoft.com/wbem/wsman/1/windows/shell/signal/Terminate
```

to signal to the command processor that it **MAY** discard all final state information for the most recently executed command.

5. In the case of the Text-based Command Shell scenario, while a stream **MAY** end by using the rsp:Stream/@End attribute, the completion of a command and consequently its entire output is distinct and signaled using the rsp:CommandState element with the <State> element having the value rsp:CommandState/Done. [<92>](#)

The server MAY notify that a command is blocked while waiting for input stream content by returning the `rsp:CommandState` element with the `<Status>` element set to `rsp:CommandState/Pending`. The command state and its output is sent back to the client in the Custom Remote Shell scenario as part of a BLOB of data transparent to the Remote Shell protocol. [<93>](#)

### 3.1.4.14.1 Messages

The following table summarizes the set of WSDL message definitions that are specific to this operation.

Message	Description
ReceiveMessage	A message used to retrieve output from a running Shell or Command.
ReceiveResponseMessage	A message used to deliver output from a running Shell or Command.

## 3.1.5 Timer Events

### 3.1.5.1 Enumeration Garbage Collection Timer

Upon expiration of this timer, the Web Services Management Protocol Extensions for Windows Vista service MUST return a `wsen:InvalidEnumerationContext` fault in response to a Pull or Release request that contains the enumeration context value of the last PullResponse message or the EnumerateResponse if no PullResponse messages were sent.

Upon expiration of this timer, the Web Services Management Protocol Extensions for Windows Vista service MUST reject the HTTP request and respond with HTTP status 500, as specified in [\[RFC2616\]](#).

### 3.1.5.2 Shell Idle Timeout Timer

Upon expiration of this timer, the Web Services Management Protocol Extensions for Windows Vista service MUST delete the Remote Shell.

### 3.1.5.3 Shell Lifetime Timer

Upon expiration of this timer, the Web Services Management Protocol Extensions for Windows Vista service MUST delete the Remote Shell.

## 3.1.6 Other Local Events

### 3.1.6.1 Create Subscription

A higher layer may create a new publisher-initiated subscription. The higher layer passes a SOAP envelope. The server MUST create a new version GUID and then create a new row in the **PubInitSubscriptions** table with **Envelope** set to the SOAP envelope and **Version** set to the version GUID. The server MUST return the version GUID to the caller.

### 3.1.6.2 Delete Subscription

A higher layer may delete a publisher-initiated subscription. The higher layer passes the version GUID of the subscription to delete. The server MUST delete the row in **PubInitSubscriptions** whose **Version** matches the version GUID.

### 3.1.6.3 Create Plugin

A higher layer may create a new plugin. The higher layer passes a `PluginType` element with a `Name` value and `Filename` value. The server MUST create a new row in the **Plugins** table with **PluginName** set to the `Name` value, **Filename** set to the `Filename` value, and **PluginConfig** set to the `PluginType` element.

### 3.1.6.4 Delete Plugin

A higher layer may delete a plugin. The higher layer passes the `Name` of the plugin to delete. The server MUST delete the row in **PubInitSubscriptions** whose **PluginName** matches the `Name` value.

## 3.2 Client Details

This section describes changes to the WS-Management Protocol for Web Services Management Protocol Extensions for Windows Vista clients.

### 3.2.1 Abstract Data Model

This section describes a conceptual model of possible data organization that an implementation maintains to participate in this protocol. The described organization is provided to facilitate the explanation of how the protocol behaves. This document does not mandate that implementations adhere to this model as long as their external behavior is consistent with that described in this document.

Web Services Management Protocol Extensions for Windows Vista client extends the abstract data model of the client role of the WS-Management Protocol as specified in [\[DMTF-DSP0226\]](#).

**EventCollectorEPR:** A single endpoint reference (EPR) that represents the location of the event collector.

### 3.2.2 Timers

Web Services Management Protocol Extensions for Windows Vista extends the behavior of the WS-Management Protocol, as specified in [\[DMTF-DSP0226\]](#) by defining one timer.

**Client Operation Timeout timer:** A timer used to trigger cleanup of any state associated with an outstanding operation Request if a corresponding Response message is not received from the server in a timely manner. When any [WSDL](#) Request is sent, the client instantiates a new timer and starts it. When a Response is received, the client halts the timer that is associated with the initial Request. For more details see section [3.2.5](#). The timer interval MUST be set to the number of milliseconds given by the sum of the `wsman:OperationTimeout` header value (as specified in section [3.2.4.1.2](#)) and the `NetworkDelays` configuration setting (as specified in section [2.2.4.6](#)). The minimum value MUST be 500. The maximum value MUST be 4294967295. The default value MUST be 65000.

### 3.2.3 Initialization

Web Services Management Protocol Extensions for Windows Vista extends the initialization steps required by the WS-Management Protocol, as specified in [\[DMTF-DSP0226\]](#).

At initialization, all configuration settings as described by the `ClientType` type (section [2.2.4.6](#)) are initialized to their default values.

## 3.2.4 Message Processing Events and Sequencing Rules

This section describes changes made by Web Services Management Protocol Extensions for Windows Vista clients to the message processing of the WS-Management Protocol, as specified in [\[DMTF-DSP0226\]](#).

### 3.2.4.1 Common Message Processing Events and Sequencing Rules

This section describes protocol details that are common across WSDL operations.

When the Web Services Management Protocol Extensions for Windows Vista client sends any request message, the client **MUST** create a new Client Operation Timeout timer, associate it with the request, and start the timer. The timer interval **MUST** be set to the number of milliseconds given by the sum of the `wsman:OperationTimeout` header value (as specified in section [3.2.4.1.2](#)) and the `NetworkDelays` configuration setting (as specified in section [2.2.4.6](#)).

On receipt of a response message, the Client Operation Timeout timer for that related request **MUST** be canceled.

#### 3.2.4.1.1 `wsa:MessageID`

The WS-Management specification endorses two different MessageID URI formats, as specified in [\[DMTF-DSP0226\]](#) section 5.4.4.

Web Services Management Protocol Extensions for Windows Vista clients **SHOULD** use the `uuid:xxxxxxxx-xxxx--xxxx--xxxx--xxxxxxxxxxxx` MessageID format. The MessageID value **MUST** be at least one character in length.

#### 3.2.4.1.2 `wsman:OperationTimeout`

The WS-Management specification defines the `OperationTimeout` value to indicate that the clients expect a response or a fault within the specified time, as specified in [\[DMTF-DSP0226\]](#) section 6.1.

Web Services Management Protocol Extensions for Windows Vista clients **MUST** set an `OperationTimeout` value with the value of the `MaxTimeoutms` configuration setting, as specified in Section [2.2.4.10](#). This value setting is used by the Client Operation Timeout timer, as specified in section [3.2.5](#).

#### 3.2.4.1.3 `wsman:MaxEnvelopeSize`

The WS-Management specification defines the `MaxEnvelopeSize` value to indicate that the clients expect a response to be no larger than the given number of octets, as specified in [\[DMTF-DSP0226\]](#) section 6.2.

Web Services Management Protocol Extensions for Windows Vista clients **MUST** set a `MaxEnvelopeSize` value with the value of the `MaxEnvelopeSizekb` configuration setting (as specified in section [2.2.4.10](#)) multiplied by 1024.

#### 3.2.4.1.4 `wsman:Locale`

The WS-Management specification defines the `Locale` element, which specifies the language in which the client wants response text to be translated, as specified in [\[DMTF-DSP0226\]](#) section 6.3.

Web Services Management Protocol Extensions for Windows Vista clients **SHOULD** send the `wsman:Locale` header with request messages. When sent as part of a request message, the



wsmn:Locale header MUST specify the language in which the client wants the response text to be translated, as specified in [\[DMTF-DSP0226\]](#) section 6.3.

### 3.2.4.1.5 wsmv:DataLocale

Web Services Management Protocol Extensions for Windows Vista clients MAY send the wsmv:DataLocale header with request messages. When sent as part of a request message, the wsmv:DataLocale header SHOULD specify the language in which the client wants numerical data in the response text to be formatted.

Like the wsmn:Locale header, the wsmv:DataLocale header makes use of the standard XML attribute xml:lang and MUST be defined as follows.

```
<wsmv:DataLocale xml:lang="xs:language" s:mustUnderstand="false" />
```

Web Services Management Protocol Extensions for Windows Vista clients MUST NOT set the mustUnderstand attribute of this element to "true".

### 3.2.4.1.6 wsman:OptionSet

The WS-Management specification defines the OptionSet element as a set of switches to the service to modify or refine the nature of the request, as specified in [\[DMTF-DSP0226\]](#) section 6.4.

Web Services Management Protocol Extensions for Windows Vista clients SHOULD use the OptionSet element with one of the supported option values. The options supported vary by ResourceURI and operation. For specific options, see section [3.1.4.1.10](#).

### 3.2.4.1.7 wsman:RequestEPR

The WS-Management specification defines the RequestEPR SOAP header, which can be used by clients that need to get the endpoint reference (EPR) in the response. This information is specified in [\[DMTF-DSP0226\]](#) section 6.5.

Web Services Management Protocol Extensions for Windows Vista clients SHOULD NOT use the RequestEPR header.

### 3.2.4.1.8 wsmv:ActivityId

Web Services Management Protocol Extensions for Windows Vista clients MAY send the wsmv:ActivityId header with both request and response messages. The value of the wsmv:ActivityId header is an xs:string that SHOULD uniquely identify a particular Web Services Management Protocol Extensions for Windows Vista message.

The wsmv:ActivityId header MUST be defined as follows, with a value of type xs:string.

```
<wsmv:ActivityId s:mustUnderstand="false"></wsmv:ActivityId>
```

Web Services Management Protocol Extensions for Windows Vista clients SHOULD accept any arbitrary string value for the wsmv:ActivityId header. The value MUST NOT exceed 2048 characters in length.

Web Services Management Protocol Extensions for Windows Vista clients MUST NOT set the mustUnderstand attribute of this element to "true".

#### **3.2.4.1.9 wsen:Pull/wsen:MaxElements**

The WS-Management specification defines the MaxElements element, which is used to limit how many items are retrieved in a single message, as specified in [\[DMTF-DSP0226\]](#) section 8.4.

Web Services Management Protocol Extensions for Windows Vista clients MUST use the value of MaxBatchItems configuration setting (as specified in section [2.2.4.10](#)) as the value of MaxElements when sending Pull requests.

#### **3.2.4.1.10 wsman:RequestTotalItemsCountEstimate**

The WS-Management specification defines the RequestTotalItemsCountEstimate SOAP header to allow a client to request an estimate for the number of items being returned in the result set. More information is specified in [\[DMTF-DSP0226\]](#) section 8.2.2.

Web Services Management Protocol Extensions for Windows Vista clients SHOULD NOT use the RequestTotalItemsCountEstimate header.

#### **3.2.4.1.11 wsman:OptimizeEnumeration**

The WS-Management specification defines the optional element OptimizeEnumeration to allow a client to request that initial results be returned in the enumeration response, as specified in [\[DMTF-DSP0226\]](#) section 8.2.3.

The Web Services Management Protocol Extensions for Windows Vista clients SHOULD use the OptimizeEnumeration element.

#### **3.2.4.1.12 wsman:EnumerationMode**

The WS-Management specification defines the optional EnumerationMode element that allows a client to specify whether the actual objects, the EPR of the object, or both the EPR and the object should be returned. For more information, see [\[DMTF-DSP0226\]](#) section 8.7.

Web Services Management Protocol Extensions for Windows Vista clients MAY use the EnumerationMode element.

#### **3.2.4.1.13 wsman:Filter**

The WS-Management specification defines wsman:Filter as an alternative mechanism to specify filters that are different from that of the wsen:Filter, as specified in [\[DMTF-DSP0226\]](#) section 8.3.

Web Services Management Protocol Extensions for Windows Vista clients SHOULD use the <wsman:Filter> element.

#### **3.2.4.1.14 wsman:FragmentTransfer**

The WS-Management specification defines the FragmentTransfer SOAP header, which is used to retrieve and update fragments or individual elements of the resource. For more information, see specification [\[DMTF-DSP0226\]](#) section 7.7.

The Web Services Management Protocol Extensions for Windows Vista clients SHOULD use the FragmentTransfer header when working with CIM/WMI objects.

### 3.2.4.1.15 Fault Detail

The WS-Management specification allows servers to specify additional fault details as part of SOAP fault it generates, as specified in [\[DMTF-DSP0226\]](#) section 14. The URI prefix for fault detail is <http://schemas.dmtf.org/wbem/wsman/1/wsman/faultDetail>.

Web Services Management Protocol Extensions for Windows Vista clients MAY use the `wsman:faultDetail` prefix instead of the <http://schemas.dmtf.org/wbem/wsman/1/wsman/faultDetail> prefix.

### 3.2.4.1.16 Binary Attachments

The WS-Management Protocol defines a mechanism to send binary attachments, as specified in [\[DMTF-DSP0226\]](#) section 13.5.

The Web Services Management Protocol Extensions for Windows Vista clients MUST NOT send binary attachments.

### 3.2.4.1.17 Arrays

The WS-CIM Mapping Specification defines specific rules for mapping CIM properties that are arrays. Additional information is specified in [\[DMTF-DSP0230\]](#) section 9.2.2.

Web Services Management Protocol Extensions for Windows Vista clients MUST NOT send null array elements. Web Services Management Protocol Extensions for Windows Vista clients MUST indicate null arrays by including the element once with the `xsi:nil` attribute set to "true".

### 3.2.4.1.18 wsmb:PolymorphismMode

A common way to extend CIM classes is to define derivatives of the CIM class. When a client requests objects of the type for `CIM_Process`, it is possible to return instances that are actually of a derived type, such as `Vendor_Process`. The WS-Management CIM Binding Specification defines details for handling polymorphism in the `resultSet`, as specified in [\[DMTF-DSP0227\]](#) section 9.3.

The Web Services Management Protocol Extensions for Windows Vista clients SHOULD NOT send the `PolymorphismMode` element.

### 3.2.4.1.19 Remote Shell Compression

To optimize network bandwidth, the Web Services Management Protocol Extensions for Windows Vista clients may send an optional SOAP header `CompressionType` as part of a `wst:Create` request for a remote shell to indicate that the data sent as part of the ensuing `Send` and `ReceiveResponse` messages will be compressed.

- It MUST set the XML namespace URI of the `CompressionType` header to <http://schemas.microsoft.com/wbem/wsman/1/windows/shell>.
- It MUST set the value of this SOAP header to a string that represents the compression algorithm that will be used.
- It SHOULD set the `mustUnderstand` attribute of this element to "true".

If this SOAP header is sent, Web Services Management Protocol Extensions for Windows Vista clients MUST compress any data that is sent in a `Send` message by using the specified compression algorithm. On receipt of the `CompressionType` SOAP header, the Web Services Management Protocol

Extensions for Windows Vista service MUST compress any data sent in a ReceiveResponse message by using the specified compression algorithm. <94>

#### **3.2.4.1.20 WSMAN\_CMDSHELL\_OPTION\_KEEPALIVE**

The WSMAN\_CMDSHELL\_OPTION\_KEEPALIVE option SHOULD be included as a part of every Receive message.

If it is included as a part of a Receive message, the WSMAN\_CMDSHELL\_OPTION\_KEEPALIVE option MUST be of type xs:Boolean, its value SHOULD be set to "true", the mustComply attribute SHOULD NOT be specified, and it MUST be included in the wsman:OptionSet element (as specified in section [3.1.4.1.10](#)).

#### **3.2.4.1.21 Refusal of Event Delivery**

In [\[DMTF-DSP0226\]](#), section 10.8 specifies that an event sink can refuse to take delivery of an event and respond with a fault rather than a delivery acknowledgment. Web Services Management Protocol Extensions for Windows Vista clients SHOULD NOT fault the delivery of an event with a wsman:DeliveryRefused fault as specified in [\[DMTF-DSP0226\]](#) section 10.8.

#### **3.2.4.1.22 Client Configuration**

The <http://schemas.microsoft.com/wbem/wsman/1/config> resource URI MUST be used to retrieve the complete configuration of Web Services Management Protocol Extensions for Windows Vista clients. The configuration is grouped under separate XML elements; further URIs are exposed to allow easier and more finely grained levels of retrieval and updates.

##### **3.2.4.1.22.1 <http://schemas.microsoft.com/wbem/wsman/1/config/client>**

The <http://schemas.microsoft.com/wbem/wsman/1/config/client> resource URI MUST be used to configure the client settings.

Web Services Management Protocol Extensions for Windows Vista clients MUST NOT send the request if the selected protocol would result in sending the SOAP message unencrypted if the AllowUnencrypted property of the cfg:ClientType is false. SOAP messages can be encrypted over HTTP when using Kerberos or Negotiate. For more information, see section [2.2.9.1](#).

Web Services Management Protocol Extensions for Windows Vista clients MUST NOT send the request if the selected protocol cannot authenticate the server and the server name is not allowed by the TrustedHosts property of the cfg:ClientType.

##### **3.2.4.1.22.2 <http://schemas.microsoft.com/wbem/wsman/1/config/client/auth>**

The <http://schemas.microsoft.com/wbem/wsman/1/config/client/auth> resource URI MUST be used to configure the authentication schemes specified in section [2.2.4.4](#). If a client application tries to use an authentication scheme that is not enabled, the request MUST fail with an error.

- Web Services Management Protocol Extensions for Windows Vista clients MUST use wsman:secprofile/http/basic as an authentication scheme if and only if the Basic property in the cfg:ClientAuthType is true.
- Web Services Management Protocol Extensions for Windows Vista clients MUST use wsman:secprofile/http/digest as an authentication scheme if and only if the Digest property in the cfg:ClientAuthType is true.

- Web Services Management Protocol Extensions for Windows Vista clients MUST use wsman:secprofile/https/mutual as an authentication scheme if and only if the Certificate property in the cfg:ClientAuthType is true.
- Web Services Management Protocol Extensions for Windows Vista clients MUST use wsman:secprofile/http/spnego-kerberos as an authentication scheme if and only if the Negotiate property in the cfg:ClientAuthType is true.
- Web Services Management Protocol Extensions for Windows Vista clients MUST use wsman:secprofile/http/spnego-kerberos as an authentication scheme if and only if the Kerberos property in the cfg:ClientAuthType is true.
- When the Web Services Management Protocol Extensions for Windows Vista service receives a Put request containing the CredSSP property, if it does not support CredSSP as an authentication scheme, the request SHOULD fail with a wsman:SchemaValidationError fault; otherwise it MUST ignore the CredSSP property. The Web Services Management Protocol Extensions for Windows Vista service MUST NOT use CredSSP as an authentication scheme (as specified in [\[MS-CSSP\]](#)) if the CredSSP property in the cfg:ServiceAuthType is false. [<95>](#)

### 3.2.5 Timer Events

#### 3.2.5.1 Client Operation Timeout Timer

Upon expiration of this timer, the Web Services Management Protocol Extensions for Windows Vista client MUST delete the associated request and any associated state.

### 3.2.6 Other Local Events

#### 3.2.6.1 Set Event Collector EPR

A higher layer may set the value of **EventCollectorEPR**. The higher layer passes an EPR.

The client MUST set the value of **EventCollectorEPR** to the EPR, then issue an Enumerate request to the event collector as specified in Section [3.1.4.1.30.<96>](#)

## 4 Protocol Examples

The following sections describe several operations as used in common scenarios to illustrate the function of the Web Services Management Protocol Extensions for Windows Vista.

### 4.1 CIM Examples

This section illustrates protocol examples related to the CIM.

#### 4.1.1 Retrieving a CIM Instance

This section illustrates an example of a simple CIM class being accessed via the WS-Management Protocol.

**Managed Object Format (MOF)** representation of the class is specified in [\[DMTF-DSP004\]](#).

```
[abstract]
class Base
{
    [key] sint32 id;
};
class MyClass : Base
{
    string Data1;
};
instance of MyClass
{
    id = 1;
    Data1 = "Hello World";
};
```

This is a simple CIM class hierarchy of two classes: a base CIM class and a derived CIM class called MyClass. These classes are defined in the CIM namespace called root\mycimnamespace.

To access an instance of this class by using a Get operation, the request is as follows.

```
<s:Envelope xmlns:s="http://www.w3.org/2003/05/soap-envelope"
  xmlns:wsa="http://schemas.xmlsoap.org/ws/2004/08/addressing"
  xmlns:wsmn="http://schemas.dmtf.org/wbem/wsmn/1/wsmn.xsd">
  <s:Header>
    <wsa:To>http://server:80/wsmn</wsa:To>
    <wsmn:ResourceURI s:mustUnderstand="true">
http://schemas.microsoft.com/wbem/wsmn/1/wmi/root/mynamespace/myclass
    </wsmn:ResourceURI>
    <wsa:ReplyTo>
    <wsa:Address s:mustUnderstand="true">
http://schemas.xmlsoap.org/ws/2004/08/addressing/role/anonymous
    </wsa:Address>
    </wsa:ReplyTo>
    <wsa:Action s:mustUnderstand="true">
http://schemas.xmlsoap.org/ws/2004/09/transfer/Get
    </wsa:Action>
    <wsmn:MaxEnvelopeSize s:mustUnderstand="true">
51200
```

```

    </wsman:MaxEnvelopeSize>
    <wsa:MessageID>
      uuid:5E6FD101-710A-4EEA-A50D-70C0BF863AA3
    </wsa:MessageID>
    <wsman:SelectorSet>
      <wsman:Selector Name="id">1</wsman:Selector>
    </wsman:SelectorSet>
    <wsman:OperationTimeout>PT60.000S</wsman:OperationTimeout>
  </s:Header>
  <s:Body/>
</s:Envelope>

```

## Get Response

```

<s:Envelope xml:lang="en-US"
  xmlns:s="http://www.w3.org/2003/05/soap-envelope"
  xmlns:wsa="http://schemas.xmlsoap.org/ws/2004/08/addressing"
  xmlns:wsman="http://schemas.dmtf.org/wbem/wsman/1/wsman.xsd">
  <s:Header>
    <wsa:Action s:mustUnderstand="true">
      http://schemas.xmlsoap.org/ws/2004/09/transfer/GetResponse
    </wsa:Action>
    <wsa:MessageID s:mustUnderstand="true">
      uuid:2DAB718A-0103-4E0A-AB17-06C8A5530D2B
    </wsa:MessageID>
    <wsa:To>
      http://schemas.xmlsoap.org/ws/2004/08/addressing/role/anonymous
    </wsa:To>
    <wsa:RelatesTo s:mustUnderstand="true">
      uuid:5E6FD101-710A-4EEA-A50D-70C0BF863AA3
    </wsa:RelatesTo>
  </s:Header>
  <s:Body>
    <p:myclass
      xmlns:p="http://schemas.microsoft.com/wbem/wsman/1/wmi/root/mynamespace/myclass"
    >
      <p>Data1>Hello World</p>Data1>
      <p:id>1</p:id>
      <cim:Location
        xmlns:cim="http://schemas.dmtf.org/wbem/wscim/1/common"
        xmlns:wsa="http://schemas.xmlsoap.org/ws/2004/08/addressing"
        xmlns:wsman="http://schemas.dmtf.org/wbem/wsman/1/wsman.xsd">
          <wsa:Address>
            http://schemas.xmlsoap.org/ws/2004/08/addressing/role/anonymous
          </wsa:Address>
          <wsa:ReferenceParameters>
            <wsman:ResourceURI>
              http://schemas.microsoft.com/wbem/wsman/1/wmi/root/mynamespace/myclass
            </wsman:ResourceURI>
            <wsman:SelectorSet>
              <wsman:Selector Name="id">1</wsman:Selector>
            </wsman:SelectorSet>
          </wsa:ReferenceParameters>
        </cim:Location>
      </p:myclass>
    </s:Body>

```

</s:Envelope>

### 4.1.2 Enumeration of Instances

If there are multiple instances of a class, enumeration can be used to retrieve all the instances of the CIM class. The example from [Retrieving a CIM Instance \(section 4.1.1\)](#) can be extended to add another instance.

```
[abstract]
class Base
{
    [key]uint32 id;
};

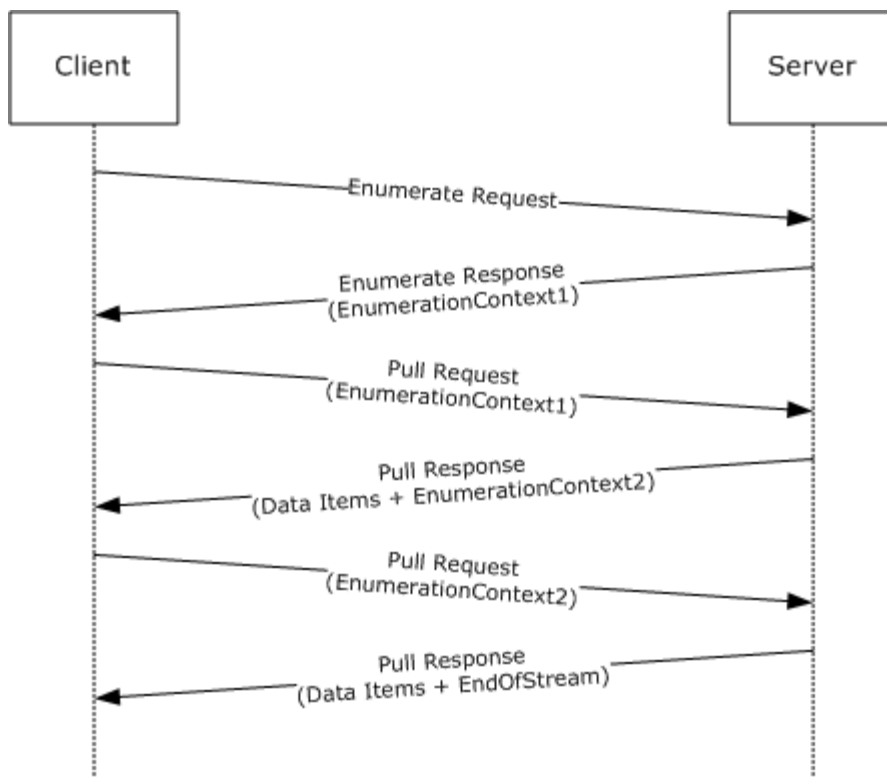
class MyClass : Base
{
    string Data1;
};

instance of MyClass
{
    id = 1;
    Data1 = "Hello World";
};

instance of MyClass
{
    id = 2;
    Data1 = "Hello Again";
};
```

Enumeration involves multiple requests and response exchanges, as shown in the following figure.





**Figure 5: CIM class instances enumeration request-response sequence**

1. The Web Services Management Protocol Extensions for Windows Vista client sends an Enumerate request with the resource URI of the CIM class.
2. The Web Services Management Protocol Extensions for Windows Vista service responds with an Enumerate response that contains an enumeration context.
3. The client sends a Pull request and includes the Enumeration Context returned in the Enumerate response.
4. The service responds with one or more instances of the CIM class along with a new Enumeration Context. The number of instances is determined by maxElements specified in the Pull request.
5. The client sends a Pull request and includes the Enumeration Context received in the previous Pull response.
6. The service responds with one or more instances of the CIM class along with a new Enumeration Context.
7. This sequence is repeated until the service sends an EndofSequence, which indicates there are no more instances.
8. The client can send a Release request at any time during the enumeration to stop the exchange.

#### 4.1.2.1 Enumerate Request

```

<s:Envelope
  xmlns:s="http://www.w3.org/2003/05/soap-envelope"

```

```

xmlns:wsa="http://schemas.xmlsoap.org/ws/2004/08/addressing"
xmlns:wsen="http://schemas.xmlsoap.org/ws/2004/09/enumeration"
xmlns:wsman="http://schemas.dmtf.org/wbem/wsman/1/wsman.xsd">
  <s:Header>
    <wsa:To>http://server:80/wsman</wsa:To>
    <wsman:ResourceURI s:mustUnderstand="true">
http://schemas.microsoft.com/wbem/wsman/1/wmi/root/mynamespace/myclass
    </wsman:ResourceURI>
    <wsa:ReplyTo>
      <wsa:Address s:mustUnderstand="true">
http://schemas.xmlsoap.org/ws/2004/08/addressing/role/anonymous
      </wsa:Address>
    </wsa:ReplyTo>
    <wsa:Action s:mustUnderstand="true">
http://schemas.xmlsoap.org/ws/2004/09/enumeration/Enumerate
    </wsa:Action>
    <wsman:MaxEnvelopeSize s:mustUnderstand="true">
      51200
    </wsman:MaxEnvelopeSize>
    <wsa:MessageID>
      uuid:C61CA1DC-51C0-4353-AE46-3E42ED0DA794
    </wsa:MessageID>
    <wsman:OperationTimeout>PT60.000S</wsman:OperationTimeout>
  </s:Header>
  <s:Body>
    <wsen:Enumerate/>
  </s:Body>
</s:Envelope>

```

#### 4.1.2.2 Enumerate Response

```

<s:Envelope
  xml:lang="en-US"
  xmlns:s="http://www.w3.org/2003/05/soap-envelope"
  xmlns:wsa="http://schemas.xmlsoap.org/ws/2004/08/addressing"
  xmlns:wsen="http://schemas.xmlsoap.org/ws/2004/09/enumeration"
  xmlns:wsman="http://schemas.dmtf.org/wbem/wsman/1/wsman.xsd">
  <s:Header>
    <wsa:Action s:mustUnderstand="true">
http://schemas.xmlsoap.org/ws/2004/09/enumeration/EnumerateResponse
    </wsa:Action>
    <wsa:MessageID s:mustUnderstand="true">
      uuid:95783CED-6AC4-471B-B773-1CC892FC674B
    </wsa:MessageID>
    <wsa:To>
http://schemas.xmlsoap.org/ws/2004/08/addressing/role/anonymous
    </wsa:To>
    <wsa:RelatesTo s:mustUnderstand="true">
      uuid:C61CA1DC-51C0-4353-AE46-3E42ED0DA794
    </wsa:RelatesTo>
  </s:Header>
  <s:Body>
    <wsen:EnumerateResponse>
      <wsen:EnumerationContext>
        uuid:22EB9809-5543-4020-A75C-FD95FF06217B
      </wsen:EnumerationContext>
    </wsen:EnumerateResponse>
  </s:Body>
</s:Envelope>

```

```
</s:Body>
</s:Envelope>
```

### 4.1.2.3 First Pull Request

```
<s:Envelope
  xmlns:s="http://www.w3.org/2003/05/soap-envelope"
  xmlns:wsa="http://schemas.xmlsoap.org/ws/2004/08/addressing"
  xmlns:wsen="http://schemas.xmlsoap.org/ws/2004/09/enumeration"
  xmlns:wsmn="http://schemas.dmtf.org/wbem/wsman/1/wsman.xsd">
  <s:Header>
    <wsa:To>http://server:80/wsman</wsa:To>
    <wsman:ResourceURI s:mustUnderstand="true">
http://schemas.microsoft.com/wbem/wsman/1/wmi/root/mynamespace/myclass
    </wsman:ResourceURI>
    <wsa:ReplyTo>
      <wsa:Address s:mustUnderstand="true">
http://schemas.xmlsoap.org/ws/2004/08/addressing/role/anonymous
      </wsa:Address>
    </wsa:ReplyTo>
    <wsa:Action s:mustUnderstand="true">
http://schemas.xmlsoap.org/ws/2004/09/enumeration/Pull
    </wsa:Action>
    <wsman:MaxEnvelopeSize s:mustUnderstand="true">
      51200
    </wsman:MaxEnvelopeSize>
    <wsa:MessageID>
      uuid:54E3FD6C-A83E-454C-A2F6-0BDABF5F14D7
    </wsa:MessageID>
    <wsman:OperationTimeout>PT60.000S</wsman:OperationTimeout>
  </s:Header>
  <s:Body>
    <wsen:Pull>
      <wsen:EnumerationContext>
        uuid:22EB9809-5543-4020-A75C-FD95FF06217B
      </wsen:EnumerationContext>
      <wsen:MaxElements>1</wsen:MaxElements>
    </wsen:Pull>
  </s:Body>
</s:Envelope>
```

### 4.1.2.4 First Pull Response

```
<s:Envelope
  xml:lang="en-US"
  xmlns:s="http://www.w3.org/2003/05/soap-envelope"
  xmlns:wsa="http://schemas.xmlsoap.org/ws/2004/08/addressing"
  xmlns:wsen="http://schemas.xmlsoap.org/ws/2004/09/enumeration"
  xmlns:wsmn="http://schemas.dmtf.org/wbem/wsman/1/wsman.xsd">
  <s:Header>
    <wsa:Action s:mustUnderstand="true">
      http://schemas.xmlsoap.org/ws/2004/09/enumeration/PullResponse
    </wsa:Action>
    <wsa:MessageID s:mustUnderstand="true">
      uuid:21E59CC8-6D5E-4072-BCA2-7C0DC2BC2504
    </wsa:MessageID>
  </s:Header>
</s:Envelope>
```

```

    <wsa:To>
http://schemas.xmlsoap.org/ws/2004/08/addressing/role/anonymous
    </wsa:To>
    <wsa:RelatesTo s:mustUnderstand="true">
      uuid:54E3FD6C-A83E-454C-A2F6-0BDABF5F14D7
    </wsa:RelatesTo>
  </s:Header>
  <s:Body>
    <wsen:PullResponse>
      <wsen:EnumerationContext>
        uuid:2504CA0D-94B9-4F91-B2F7-9F4CD9A2A96C
      </wsen:EnumerationContext>
      <wsen:Items>
        <p:myclass
xmlns:p="http://schemas.microsoft.com/wbem/wsman/1/wmi/root/mynamespace/myclass"
        >
          <p:Data1>Test Message</p:Data1>
          <p:id>1</p:id>
          <cim:Location
xmlns:cim="http://schemas.dmtf.org/wbem/wscim/1/common"
xmlns:wsa="http://schemas.xmlsoap.org/ws/2004/08/addressing"
xmlns:wsman="http://schemas.dmtf.org/wbem/wsman/1/wsman.xsd">
            <wsa:Address>
http://schemas.xmlsoap.org/ws/2004/08/addressing/role/anonymous
            </wsa:Address>
            <wsa:ReferenceParameters>
              <wsman:ResourceURI>
http://schemas.microsoft.com/wbem/wsman/1/wmi/root/mynamespace/myclass
              </wsman:ResourceURI>
              <wsman:SelectorSet>
                <wsman:Selector Name="id">1</wsman:Selector>
              </wsman:SelectorSet>
            </wsa:ReferenceParameters>
          </cim:Location>
        </p:myclass>
      </wsen:Items>
    </wsen:PullResponse>
  </s:Body>
</s:Envelope>

```

#### 4.1.2.5 Second Pull Request

```

<s:Envelope
  xmlns:s="http://www.w3.org/2003/05/soap-envelope"
  xmlns:wsa="http://schemas.xmlsoap.org/ws/2004/08/addressing"
  xmlns:wsen="http://schemas.xmlsoap.org/ws/2004/09/enumeration"
  xmlns:wsman="http://schemas.dmtf.org/wbem/wsman/1/wsman.xsd">
  <s:Header>
    <wsa:To>http://server:80/wsman</wsa:To>
    <wsman:ResourceURI s:mustUnderstand="true">
http://schemas.microsoft.com/wbem/wsman/1/wmi/root/mynamespace/myclass
    </wsman:ResourceURI>
    <wsa:ReplyTo>
      <wsa:Address s:mustUnderstand="true">
http://schemas.xmlsoap.org/ws/2004/08/addressing/role/anonymous
      </wsa:Address>
    </wsa:ReplyTo>
  </s:Header>

```

```

    <wsa:Action s:mustUnderstand="true">
http://schemas.xmlsoap.org/ws/2004/09/enumeration/Pull
    </wsa:Action>
    <wsman:MaxEnvelopeSize s:mustUnderstand="true">
      51200
    </wsman:MaxEnvelopeSize>
    <wsa:MessageID>
      uuid:2C2D261E-D2C3-4A5D-80DE-BB1A48E90BD2
    </wsa:MessageID>
    <wsman:OperationTimeout>PT60.000S</wsman:OperationTimeout>
  </s:Header>
  <s:Body>
    <wsen:Pull>
      <wsen:EnumerationContext>
        uuid:2504CA0D-94B9-4F91-B2F7-9F4CD9A2A96C
      </wsen:EnumerationContext>
      <wsen:MaxElements>1</wsen:MaxElements>
    </wsen:Pull>
  </s:Body>
</s:Envelope>

```

#### 4.1.2.6 Second Pull Response with EndOfSequence

```

<s:Envelope
  xml:lang="en-US"
  xmlns:s="http://www.w3.org/2003/05/soap-envelope"
  xmlns:wsa="http://schemas.xmlsoap.org/ws/2004/08/addressing"
  xmlns:wsen="http://schemas.xmlsoap.org/ws/2004/09/enumeration"
  xmlns:wsman="http://schemas.dmtf.org/wbem/wsman/1/wsman.xsd">
  <s:Header>
    <wsa:Action s:mustUnderstand="true">
http://schemas.xmlsoap.org/ws/2004/09/enumeration/PullResponse
    </wsa:Action>
    <wsa:MessageID s:mustUnderstand="true">
      uuid:8820F22A-DB9C-448F-9297-C84519E93753
    </wsa:MessageID>
    <wsa:To>
http://schemas.xmlsoap.org/ws/2004/08/addressing/role/anonymous
    </wsa:To>
    <wsa:RelatesTo s:mustUnderstand="true">
      uuid:2C2D261E-D2C3-4A5D-80DE-BB1A48E90BD2
    </wsa:RelatesTo>
  </s:Header>
  <s:Body>
    <wsen:PullResponse>
      <wsen:Items>
        <p:myclass
xmlns:p="http://schemas.microsoft.com/wbem/wsman/1/wmi/root/mynamespace/myclass"
          >
          <p:Data1>"Hello again"</p:Data1>
          <p:id>2</p:id>
          <cim:Location
xmlns:cim="http://schemas.dmtf.org/wbem/wscim/1/common"
xmlns:wsa="http://schemas.xmlsoap.org/ws/2004/08/addressing"
xmlns:wsman="http://schemas.dmtf.org/wbem/wsman/1/wsman.xsd">
            <wsa:Address>
http://schemas.xmlsoap.org/ws/2004/08/addressing/role/anonymous
          </wsa:Address>
        </p:myclass>
      </wsen:Items>
    </wsen:PullResponse>
  </s:Body>
</s:Envelope>

```

```

        </wsa:Address>
        <wsa:ReferenceParameters>
            <wsman:ResourceURI>
                http://schemas.microsoft.com/wbem/wsman/1/wmi/root/mynamespace/myclass
            </wsman:ResourceURI>
            <wsman:SelectorSet>
                <wsman:Selector Name="id">2</wsman:Selector>
            </wsman:SelectorSet>
        </wsa:ReferenceParameters>
    </cim:Location>
</p:myclass>
</wsen:Items>
<wsen:EndOfSequence/>
</wsen:PullResponse>
</s:Body>
</s:Envelope>

```

### 4.1.3 Modifying an Instance

To modify an instance, a Put request is used. Using the example from [Retrieving a CIM Instance \(section 4.1.1\)](#), the following exchange shows the Data1 property being modified from "Hello World" to "Test String" in an instance of MyClass.

#### Put Request

```

<s:Envelope
  xmlns:s="http://www.w3.org/2003/05/soap-envelope"
  xmlns:wsa="http://schemas.xmlsoap.org/ws/2004/08/addressing"
  xmlns:wsman="http://schemas.dmtf.org/wbem/wsman/1/wsman.xsd">
  <s:Header>
    <wsa:To>http://server:80/wsman</wsa:To>
    <wsman:ResourceURI s:mustUnderstand="true">
      http://schemas.microsoft.com/wbem/wsman/1/wmi/root/mynamespace/myclass
    </wsman:ResourceURI>
    <wsa:ReplyTo>
      <wsa:Address s:mustUnderstand="true">
        http://schemas.xmlsoap.org/ws/2004/08/addressing/role/anonymous
      </wsa:Address>
    </wsa:ReplyTo>
    <wsa:Action s:mustUnderstand="true">
      http://schemas.xmlsoap.org/ws/2004/09/transfer/Put
    </wsa:Action>
    <wsman:MaxEnvelopeSize s:mustUnderstand="true">
      51200
    </wsman:MaxEnvelopeSize>
    <wsa:MessageID>
      uuid:D1408048-E0F6-4C6D-8B8A-515B9F7B641C
    </wsa:MessageID>
    <wsman:SelectorSet>
      <wsman:Selector Name="id">1</wsman:Selector>
    </wsman:SelectorSet>
    <wsman:OperationTimeout>PT60.000S</wsman:OperationTimeout>
  </s:Header>
  <s:Body>
    <p:myclass
      xmlns:p="http://schemas.microsoft.com/wbem/wsman/1/wmi/root/mynamespace/myclass"
    >

```

```

        <p:Data1>Test Message</p:Data1>
        <p:id>1</p:id>
        <cim:Location
xmlns:cim="http://schemas.dmtf.org/wbem/wscim/1/common"
xmlns:wsa="http://schemas.xmlsoap.org/ws/2004/08/addressing"
xmlns:wsman="http://schemas.dmtf.org/wbem/wsman/1/wsman.xsd">
            <wsa:Address>
http://schemas.xmlsoap.org/ws/2004/08/addressing/role/anonymous
            </wsa:Address>
            <wsa:ReferenceParameters>
                <wsman:ResourceURI>
http://schemas.microsoft.com/wbem/wsman/1/wmi/root/mynamespace/myclass
                </wsman:ResourceURI>
                <wsman:SelectorSet>
                    <wsman:Selector Name="id">1</wsman:Selector>
                </wsman:SelectorSet>
            </wsa:ReferenceParameters>
        </cim:Location>
    </p:myclass>
</s:Body>
</s:Envelope>

```

## Put Response

```

<s:Envelope
  xml:lang="en-US"
  xmlns:s="http://www.w3.org/2003/05/soap-envelope"
  xmlns:wsa="http://schemas.xmlsoap.org/ws/2004/08/addressing"
  xmlns:wsman="http://schemas.dmtf.org/wbem/wsman/1/wsman.xsd">
  <s:Header>
    <wsa:Action s:mustUnderstand="true">
http://schemas.xmlsoap.org/ws/2004/09/transfer/PutResponse
    </wsa:Action>
    <wsa:MessageID s:mustUnderstand="true">
uuid:92E94D15-B9D2-4DFB-AACF-9952F19B4AFB
    </wsa:MessageID>
    <wsa:To>
http://schemas.xmlsoap.org/ws/2004/08/addressing/role/anonymous
    </wsa:To>
    <wsa:RelatesTo s:mustUnderstand="true">
      uuid:D1408048-E0F6-4C6D-8B8A-515B9F7B641C
    </wsa:RelatesTo>
  </s:Header>
  <s:Body>
    <p:myclass
xmlns:p="http://schemas.microsoft.com/wbem/wsman/1/wmi/root/mynamespace/myclass"
    >
      <p:Data1>Test Message</p:Data1>
      <p:id>1</p:id>
      <cim:Location
xmlns:cim="http://schemas.dmtf.org/wbem/wscim/1/common"
xmlns:wsa="http://schemas.xmlsoap.org/ws/2004/08/addressing"
xmlns:wsman="http://schemas.dmtf.org/wbem/wsman/1/wsman.xsd">
          <wsa:Address>
http://schemas.xmlsoap.org/ws/2004/08/addressing/role/anonymous
          </wsa:Address>
          <wsa:ReferenceParameters>

```

```

        <wsman:ResourceURI>
http://schemas.microsoft.com/wbem/wsman/1/wmi/root/mynamespace/myclass
        </wsman:ResourceURI>
        <wsman:SelectorSet>
          <wsman:Selector Name="id">1</wsman:Selector>
        </wsman:SelectorSet>
      </wsa:ReferenceParameters>
    </cim:Location>
  </p:myclass>
</s:Body>
</s:Envelope>

```

#### 4.1.4 Invoking a Method

The WS-Management Protocol can be used to invoke a method on a CIM class or instance. Win32\_Process is a CIM class derived from CIM\_Process, which has a method called Create that is used to create a process.

##### Invoke Method Request

```

<s:Envelope
  xmlns:s="http://www.w3.org/2003/05/soap-envelope"
  xmlns:wsa="http://schemas.xmlsoap.org/ws/2004/08/addressing"
  xmlns:wsman="http://schemas.dmtf.org/wbem/wsman/1/wsman.xsd">
  <s:Header>
    <wsa:To>http://server:80/wsman</wsa:To>
    <wsman:ResourceURI s:mustUnderstand="true">
http://schemas.microsoft.com/wbem/wsman/1/wmi/root/cimv2/Win32_Process
    </wsman:ResourceURI>
    <wsa:ReplyTo>
      <wsa:Address s:mustUnderstand="true">
http://schemas.xmlsoap.org/ws/2004/08/addressing/role/anonymous
      </wsa:Address>
    </wsa:ReplyTo>
    <wsa:Action s:mustUnderstand="true">
http://schemas.microsoft.com/wbem/wsman/1/wmi/root/cimv2/Win32_Process/Create
    </wsa:Action>
    <wsman:MaxEnvelopeSize s:mustUnderstand="true">
      51200
    </wsman:MaxEnvelopeSize>
    <wsa:MessageID>
      uuid:9A989269-283B-4624-BAC5-BC291F72E854
    </wsa:MessageID>
    <wsman:OperationTimeout>PT60.000S</wsman:OperationTimeout>
  </s:Header>
  <s:Body>
    <p:Create_INPUT
  xmlns:p="http://schemas.microsoft.com/wbem/wsman/1/wmi/root/cim/Win32_Process"
    >
      <p:CommandLine>notepad.exe</p:CommandLine>
      <p:CurrentDirectory>C:\</p:CurrentDirectory>
    </p:Create_INPUT>
  </s:Body>
</s:Envelope>

```

##### Invoke Method Response



```

<s:Envelope xml:lang="en-US"
  xmlns:s="http://www.w3.org/2003/05/soap-envelope"
  xmlns:wsa="http://schemas.xmlsoap.org/ws/2004/08/addressing"
  xmlns:wsmn="http://schemas.dmtf.org/wbem/wsman/1/wsman.xsd">
  <s:Header>
    <wsa:Action s:mustUnderstand="true">
http://schemas.microsoft.com/wbem/wsman/1/wmi/root/cimv2/Win32_Process/CreateResponse
    </wsa:Action>
    <wsa:MessageID s:mustUnderstand="true">
      uuid:F0228E67-F37B-4BE3-BAA2-3BB58AA6F911
    </wsa:MessageID>
    <wsa:To>
http://schemas.xmlsoap.org/ws/2004/08/addressing/role/anonymous
    </wsa:To>
    <wsa:RelatesTo s:mustUnderstand="true">
      uuid:9A989269-283B-4624-BAC5-BC291F72E854
    </wsa:RelatesTo>
  </s:Header>
  <s:Body>
    <p>Create_OUTPUT
  xmlns:p="http://schemas.microsoft.com/wbem/wsman/1/wmi/root/cimv2/Win32_Process"
    >
      <p:ProcessId>4000</p:ProcessId>
      <p:ReturnValue>0</p:ReturnValue>
    </p>Create_OUTPUT>
  </s:Body>
</s:Envelope>

```

## 4.2 Configuration Examples

This section illustrates protocol examples related to configuration of a Web Services Management Protocol Extensions for Windows Vista service.

### 4.2.1 Retrieving Configuration

This section illustrates an example of the entire configuration of Web Services Management Protocol Extensions for Windows Vista accessed by using Get.

#### Get Request

```

<s:Envelope xmlns:s="http://www.w3.org/2003/05/soap-envelope"
  xmlns:wsa="http://schemas.xmlsoap.org/ws/2004/08/addressing"
  xmlns:wsmn="http://schemas.dmtf.org/wbem/wsman/1/wsman.xsd">
  <s:Header>
    <wsa:To>http://localhost:80/wsman</wsa:To>
    <wsman:ResourceURI s:mustUnderstand="true">
      http://schemas.microsoft.com/wbem/wsman/1/config
    </wsman:ResourceURI>
    <wsa:ReplyTo>
      <wsa:Address s:mustUnderstand="true">
http://schemas.xmlsoap.org/ws/2004/08/addressing/role/anonymous
      </wsa:Address>
    </wsa:ReplyTo>
    <wsa:Action s:mustUnderstand="true">
http://schemas.xmlsoap.org/ws/2004/09/transfer/Get
    </wsa:Action>

```

```

    <wsman:MaxEnvelopeSize s:mustUnderstand="true">
      51200
    </wsman:MaxEnvelopeSize>
    <wsa:MessageID>
      uuid:613DCD71-95AF-4ED5-86E2-1D6AB44ECE66
    </wsa:MessageID>
    <wsman:OperationTimeout>PT60.000S</wsman:OperationTimeout>
  </s:Header>
  <s:Body/>
</s:Envelope>

```

## Get Response

```

<s:Envelope xml:lang="en-US"
  xmlns:s="http://www.w3.org/2003/05/soap-envelope"
  xmlns:wsa="http://schemas.xmlsoap.org/ws/2004/08/
addressing"
  xmlns:wsman="http://schemas.dmtf.org/wbem/wsman/1/
wsman.xsd">
  <s:Header>
    <wsa:Action s:mustUnderstand="true">
      http://schemas.xmlsoap.org/ws/2004/09/transfer/GetResponse
    </wsa:Action>
    <wsa:MessageID s:mustUnderstand="true">
      uuid:26ED5937-8016-41D5-9157-C9AD5B1D3C37
    </wsa:MessageID>
    <wsa:To>
      http://schemas.xmlsoap.org/ws/2004/08/addressing/role/anonymous
    </wsa:To>
    <wsa:RelatesTo s:mustUnderstand="true">
      uuid:613DCD71-95AF-4ED5-86E2-1D6AB44ECE66
    </wsa:RelatesTo>
  </s:Header>
  <s:Body>
    <cfg:Config xmlns:cfg="http://schemas.microsoft.com/wbem/
wsman/1/config">
      <cfg:MaxEnvelopeSizekb>50</cfg:MaxEnvelopeSizekb>
      <cfg:MaxTimeoutms>60000</cfg:MaxTimeoutms>
      <cfg:MaxBatchItems>20</cfg:MaxBatchItems>
      <cfg:MaxProviderRequests>25</cfg:MaxProviderRequests>
      <cfg:Client>
        <cfg:NetworkDelays>5000</cfg:NetworkDelays>
        <cfg:URLPrefix>wsman</cfg:URLPrefix>
        <cfg:AllowUnencrypted>>false</cfg:AllowUnencrypted>
        <cfg:Auth>
          <cfg:Basic>>false</cfg:Basic>
          <cfg:Digest>>true</cfg:Digest>
          <cfg:Kerberos>>true</cfg:Kerberos>
          <cfg:Negotiate>>true</cfg:Negotiate>
          <cfg:Certificate>>true</cfg:Certificate>
        </cfg:Auth>
        <cfg:DefaultPorts>
          <cfg:HTTP>80</cfg:HTTP>
          <cfg:HTTPS>443</cfg:HTTPS>
        </cfg:DefaultPorts>
        <cfg:TrustedHosts></cfg:TrustedHosts>
      </cfg:Client>
    </cfg:Config>
  </s:Body>
</s:Envelope>

```

```

        </cfg:Client>
        <cfg:Service>
            <cfg:RootSDDL>
O:NSG:BAD:P(A;;;GA;;;BA)(A;;;GR;;;ER)S:P(AU;FA;GA;;;WD)(AU;S A;
GWGX;;;WD)
            </cfg:RootSDDL>
            <cfg:MaxConcurrentOperations>
                100
            </cfg:MaxConcurrentOperations>
            <cfg:EnumerationTimeoutms>
                60000
            </cfg:EnumerationTimeoutms>
            <cfg:MaxConnections>5</cfg:MaxConnections>
            <cfg:AllowUnencrypted>>false</cfg:AllowUnencrypted>
            <cfg:Auth>
                <cfg:Basic>>false</cfg:Basic>
                <cfg:Kerberos>>true</cfg:Kerberos>
                <cfg:Negotiate>>true</cfg:Negotiate>
            </cfg:Auth>
            <cfg:DefaultPorts>
                <cfg:HTTP>80</cfg:HTTP>
                <cfg:HTTPS>443</cfg:HTTPS>
            </cfg:DefaultPorts>
            <cfg:IPv4Filter>*</cfg:IPv4Filter>
            <cfg:IPv6Filter>*</cfg:IPv6Filter>
        </cfg:Service>
        <cfg:Winrs>
            <cfg:AllowRemoteShellAccess>>true</cfg:AllowRemoteShellAccess>
            <cfg:IdleTimeout>900000</cfg:IdleTimeout>
            <cfg:MaxConcurrentUsers>5</cfg:MaxConcurrentUsers>
            <cfg:MaxShellRunTime>28800000</cfg:MaxShellRunTime>
            <cfg:MaxProcessesPerShell>5</cfg:MaxProcessesPerShell>
            <cfg:MaxMemoryPerShellMB>80</cfg:MaxMemoryPerShellMB>
            <cfg:MaxShellsPerUser>2</cfg:MaxShellsPerUser>
        </cfg:Winrs>
    </cfg:Config>
</s:Body>
</s:Envelope>

```

## 4.2.2 Modifying Configuration

To modify the configuration, a Put request is used. In this example, `cfg:MaxBatchItems` is changed from 20 to 10.

### Put Request

```

<s:Envelope
  xmlns:s="http://www.w3.org/2003/05/soap-envelope"
  xmlns:waa="http://schemas.xmlsoap.org/ws/2004/08/addressing"
  xmlns:wsmn="http://schemas.dmtf.org/wbem/wsman/1/wsman.xsd">
  <s:Header>
    <wsa:To>http://localhost:80/wsman</wsa:To>
    <wsman:ResourceURI s:mustUnderstand="true">
http://schemas.microsoft.com/wbem/wsman/1/config
    </wsman:ResourceURI>
    <wsa:ReplyTo>
    <wsa:Address s:mustUnderstand="true">

```

```

http://schemas.xmlsoap.org/ws/2004/08/addressing/role/anonymous
  </wsa:Address>
  </wsa:ReplyTo>
  <wsa:Action s:mustUnderstand="true">
http://schemas.xmlsoap.org/ws/2004/09/transfer/Put
  </wsa:Action>
  <wsman:MaxEnvelopeSize s:mustUnderstand="true">
    51200
  </wsman:MaxEnvelopeSize>
  <wsa:MessageID>
    uuid:47F4F498-0050-4DCF-BCA1-5611732CF7DE
  </wsa:MessageID>
  <wsman:OperationTimeout>PT60.000S</wsman:OperationTimeout>
</s:Header>
<s:Body>
  <cfg:Config
    xmlns:cfg="http://schemas.microsoft.com/wbem/wsman/1/config">
    <cfg:MaxEnvelopeSizekb>50</cfg:MaxEnvelopeSizekb>
    <cfg:MaxTimeoutms>60000</cfg:MaxTimeoutms>
    <cfg:MaxBatchItems>10</cfg:MaxBatchItems>
    <cfg:MaxProviderRequests>25</cfg:MaxProviderRequests>
    <cfg:Client>
      <cfg:NetworkDelays>5000</cfg:NetworkDelays>
      <cfg:URLPrefix>wsman</cfg:URLPrefix>
      <cfg:AllowUnencrypted>>false</cfg:AllowUnencrypted>
      <cfg:Auth>
        <cfg:Basic>>false</cfg:Basic>
        <cfg:Digest>>true</cfg:Digest>
        <cfg:Kerberos>>true</cfg:Kerberos>
        <cfg:Negotiate>>true</cfg:Negotiate>
      </cfg:Auth>
      <cfg:DefaultPorts>
        <cfg:HTTP>80</cfg:HTTP>
        <cfg:HTTPS>443</cfg:HTTPS>
      </cfg:DefaultPorts>
      <cfg:TrustedHosts>
      </cfg:TrustedHosts>
    </cfg:Client>
    <cfg:Service>
      <cfg:RootSDDL>
O:NSG:BAD:P(A;;GA;;;BA)(A;;GR;;;ER)S:P(AU;FA;GA;;;WD)(AU;S A;GWGX;;;WD)
      </cfg:RootSDDL>
      <cfg:MaxConcurrentOperations>
        100
      </cfg:MaxConcurrentOperations>
      <cfg:EnumerationTimeoutms>
        60000
      </cfg:EnumerationTimeoutms>
      <cfg:AllowUnencrypted>>false</cfg:AllowUnencrypted>
      <cfg:Auth>
        <cfg:Basic>>false</cfg:Basic>
        <cfg:Kerberos>>true</cfg:Kerberos>
        <cfg:Negotiate>>true</cfg:Negotiate>
      </cfg:Auth>
      <cfg:DefaultPorts>
        <cfg:HTTP>80</cfg:HTTP>
        <cfg:HTTPS>443</cfg:HTTPS>
      </cfg:DefaultPorts>
      <cfg:IPv4Filter>*</cfg:IPv4Filter>

```

```

        <cfg:IPv6Filter>*</cfg:IPv6Filter>
    </cfg:Service>
    <cfg:Winrs>
        <cfg:AllowRemoteShellAccess>
            true
        </cfg:AllowRemoteShellAccess>
        <cfg:IdleTimeout>900000</cfg:IdleTimeout>
        <cfg:MaxConcurrentUsers>5</cfg:MaxConcurrentUsers>
        <cfg:MaxShellRunTime>28800000</cfg:MaxShellRunTime>
        <cfg:MaxProcessesPerShell>5</cfg:MaxProcessesPerShell>
        <cfg:MaxMemoryPerShellMB>80</cfg:MaxMemoryPerShellMB>
        <cfg:MaxShellsPerUser>2</cfg:MaxShellsPerUser>
    </cfg:Winrs>
</cfg:Config>
</s:Body>
</s:Envelope>

```

## Put Response

```

<s:Envelope
  xmlns:s="http://www.w3.org/2003/05/soap-envelope"
  xmlns:wsa="http://schemas.xmlsoap.org/ws/2004/08/addressing"
  xmlns:wsman="http://schemas.dmtf.org/wbem/wsman/1/wsman.xsd">
  <s:Header>
    <wsa:To>http://localhost:80/wsman</wsa:To>
    <wsman:ResourceURI s:mustUnderstand="true">
http://schemas.microsoft.com/wbem/wsman/1/config
    </wsman:ResourceURI>
    <wsa:ReplyTo>
      <wsa:Address s:mustUnderstand="true">
http://schemas.xmlsoap.org/ws/2004/08/addressing/role/anonymous
      </wsa:Address>
    </wsa:ReplyTo>
    <wsa:Action s:mustUnderstand="true">
http://schemas.xmlsoap.org/ws/2004/09/transfer/Put
    </wsa:Action>
    <wsman:MaxEnvelopeSize s:mustUnderstand="true">
      51200
    </wsman:MaxEnvelopeSize>
    <wsa:MessageID>
      uuid:47F4F498-0050-4DCF-BCA1-5611732CF7DE
    </wsa:MessageID>
    <wsman:OperationTimeout>PT60.000S</wsman:OperationTimeout>
  </s:Header>
  <s:Body>
    <cfg:Config
      xmlns:cfg="http://schemas.microsoft.com/wbem/wsman/1/config">
      <cfg:MaxEnvelopeSizekb>50</cfg:MaxEnvelopeSizekb>
      <cfg:MaxTimeoutms>60000</cfg:MaxTimeoutms>
      <cfg:MaxBatchItems>10</cfg:MaxBatchItems>
      <cfg:MaxProviderRequests>25</cfg:MaxProviderRequests>
      <cfg:Client>
        <cfg:NetworkDelays>5000</cfg:NetworkDelays>
        <cfg:URLPrefix>wsman</cfg:URLPrefix>
        <cfg:AllowUnencrypted>false</cfg:AllowUnencrypted>
        <cfg:Auth>
          <cfg:Basic>false</cfg:Basic>

```

```

        <cfg:Digest>true</cfg:Digest>
        <cfg:Kerberos>true</cfg:Kerberos>
        <cfg:Negotiate>true</cfg:Negotiate>
    </cfg:Auth>
    <cfg:DefaultPorts>
        <cfg:HTTP>80</cfg:HTTP>
        <cfg:HTTPS>443</cfg:HTTPS>
    </cfg:DefaultPorts>
    <cfg:TrustedHosts>
    </cfg:TrustedHosts>
</cfg:Client>
<cfg:Service>
    <cfg:RootSDDL>
O:NSG:BAD:P(A;;GA;;;BA)(A;;GR;;;ER)S:P(AU;FA;GA;;;WD)(AU;S A;GWGX;;;WD)
    </cfg:RootSDDL>
    <cfg:MaxConcurrentOperations>
        100
    </cfg:MaxConcurrentOperations>
    <cfg:EnumerationTimeoutms>
        60000
    </cfg:EnumerationTimeoutms>
    <cfg:AllowUnencrypted>false</cfg:AllowUnencrypted>
    <cfg:Auth>
        <cfg:Basic>false</cfg:Basic>
        <cfg:Kerberos>true</cfg:Kerberos>
        <cfg:Negotiate>true</cfg:Negotiate>
    </cfg:Auth>
    <cfg:DefaultPorts>
        <cfg:HTTP>80</cfg:HTTP>
        <cfg:HTTPS>443</cfg:HTTPS>
    </cfg:DefaultPorts>
    <cfg:IPv4Filter>*</cfg:IPv4Filter>
    <cfg:IPv6Filter>*</cfg:IPv6Filter>
</cfg:Service>
<cfg:Winrs>
    <cfg:AllowRemoteShellAccess>
        true
    </cfg:AllowRemoteShellAccess>
    <cfg:IdleTimeout>900000</cfg:IdleTimeout>
    <cfg:MaxConcurrentUsers>5</cfg:MaxConcurrentUsers>
    <cfg:MaxShellRunTime>2880000</cfg:MaxShellRunTime>
    <cfg:MaxProcessesPerShell>5</cfg:MaxProcessesPerShell>
    <cfg:MaxMemoryPerShellMB>80</cfg:MaxMemoryPerShellMB>
    <cfg:MaxShellsPerUser>2</cfg:MaxShellsPerUser>
</cfg:Winrs>
</cfg:Config>
</s:Body>
</s:Envelope>

```

### 4.2.3 Client Certificate Mapping Configuration

#### Create Request

```

<s:Envelope
  xmlns:s="http://www.w3.org/2003/05/soap-envelope"
  xmlns:wsa="http://schemas.xmlsoap.org/ws/2004/08/addressing"
  xmlns:wsmn="http://schemas.dmtf.org/wbem/wsman/1/wsman.xsd">

```

```

<s:Header>
  <wsa:To>http://localhost:80/wsman</wsa:To>
  <wsman:ResourceURI s:mustUnderstand="true">
http://schemas.microsoft.com/wbem/wsman/1/config/service/certmapping
  </wsman:ResourceURI>
  <wsa:ReplyTo>
    <wsa:Address s:mustUnderstand="true">
      http://schemas.xmlsoap.org/ws/2004/08/addressing/role/
anonymous
    </wsa:Address>
  </wsa:ReplyTo>
  <wsa:Action s:mustUnderstand="true">
http://schemas.xmlsoap.org/ws/2004/09/transfer/Create
  </wsa:Action>
  <wsman:MaxEnvelopeSize s:mustUnderstand="true">
    153600
  </wsman:MaxEnvelopeSize>
  <wsa:MessageID>
    uuid:05FC732F-9D6A-4A92-875C-171A2A71B938
  </wsa:MessageID>
  <wsman:Locale xml:lang="en-US" s:mustUnderstand="false" />
  <wsman:SelectorSet>
    <wsman:Selector Name="Issuer">
      5600a015ca5e8a26f638b74e819ae92096da5c8c
    </wsman:Selector>
    <wsman:Selector Name="Subject">*@mig.net</wsman:Selector>
    <wsman:Selector Name="URI">*</wsman:Selector>
  </wsman:SelectorSet>
  <wsman:OperationTimeout>PT60.000S</wsman:OperationTimeout>
</s:Header>
<s:Body>
  <cert:certmapping
xmlns:cert="http://schemas.microsoft.com/wbem/wsman/1/config/service/
certmapping.xsd">
    <cert:UserName>certAdminAccount</cert:UserName>
    <cert:password>Bull_dog1</cert:password>
    <cert:Enabled>true</cert:Enabled>
  </cert:certmapping>
</s:Body>
</s:Envelope>

```

## Create Response

```

<s:Envelope xml:lang="en-US"
  xmlns:s="http://www.w3.org/2003/05/soap-envelope"
  xmlns:wsa="http://schemas.xmlsoap.org/ws/2004/08/addressing"
  xmlns:wsman="http://schemas.dmtf.org/wbem/wsman/1/wsman.xsd">
  <s:Header>
    <wsa:Action>
http://schemas.xmlsoap.org/ws/2004/09/transfer/CreateResponse
    </wsa:Action>
    <wsa:MessageID>
      uuid:DDB06DC3-D3FB-480F-A1EA-275100D688C3
    </wsa:MessageID>
    <wsa:To>
http://schemas.xmlsoap.org/ws/2004/08/addressing/role/anonymous
  </s:Header>
  <s:Body>
  </s:Body>
</s:Envelope>

```

```

    </wsa:To>
    <wsa:RelatesTo>
        uuid:05FC732F-9D6A-4A92-875C-171A2A71B938
    </wsa:RelatesTo>
</s:Header>
<s:Body>
    <wst:ResourceCreated
        xmlns:wst="http://schemas.xmlsoap.org/ws/2004/09/transfer"
        xmlns:wsa="http://schemas.xmlsoap.org/ws/2004/08/addressing"
        xmlns:wsman="http://schemas.dmtf.org/wbem/wsman/1/wsman.xsd">
        <wsa:Address>
http://schemas.xmlsoap.org/ws/2004/08/addressing/role/anonymous
        </wsa:Address>
        <wsa:ReferenceParameters>
            <wsman:ResourceURI>
http://schemas.microsoft.com/wbem/wsman/1/config/service/certmapping
            </wsman:ResourceURI>
            <wsman:SelectorSet>
                <wsman:Selector Name="URI">*</wsman:Selector>
                <wsman:Selector Name="Subject">*@mig.net</wsman:Selector>
                <wsman:Selector Name="Issuer">
                    5600a015ca5e8a26f638b74e819ae92096da5c8c
                </wsman:Selector>
            </wsman:SelectorSet>
        </wsa:ReferenceParameters>
    </wst:ResourceCreated>
</s:Body>
</s:Envelope>

```

## Put Request

```

<s:Envelope
    xmlns:s="http://www.w3.org/2003/05/soap-envelope"
    xmlns:wsa="http://schemas.xmlsoap.org/ws/2004/08/addressing"
    xmlns:wsman="http://schemas.dmtf.org/wbem/wsman/1/wsman.xsd">
    <s:Header>
        <wsa:To>http://localhost:80/wsman</wsa:To>
        <wsman:ResourceURI s:mustUnderstand="true">
http://schemas.microsoft.com/wbem/wsman/1/config/service/certmapping
        </wsman:ResourceURI>
        <wsa:ReplyTo>
            <wsa:Address s:mustUnderstand="true">
http://schemas.xmlsoap.org/ws/2004/08/addressing/role/anonymous
            </wsa:Address>
        </wsa:ReplyTo>
        <wsa:Action s:mustUnderstand="true">
http://schemas.xmlsoap.org/ws/2004/09/transfer/Put
        </wsa:Action>
        <wsman:MaxEnvelopeSize s:mustUnderstand="true">
            153600
        </wsman:MaxEnvelopeSize>
        <wsa:MessageID>
            uuid:898949E0-D492-4E01-8D5D-B3982FF1C722
        </wsa:MessageID>
        <wsman:Locale xml:lang="en-US" s:mustUnderstand="false" />
        <wsman:SelectorSet>
            <wsman:Selector Name="Issuer">

```



```

        1212131238d84023982e381f2
        </wsman:Selector>
        <wsman:Selector Name="Subject">*.sampl.com</wsman:Selector>
        <wsman:Selector Name="URI">
http://schemas.microsoft.com/wbem/wsman/1/wmi/root/cimv2/*
        </wsman:Selector>
        </wsman:SelectorSet>
        <wsman:OperationTimeout>PT60.000S</wsman:OperationTimeout>
    </s:Header>
    <s:Body>
        <cert:CertMapping
xmlns:cert="http://schemas.microsoft.com/wbem/wsman/1/config/service/
certmapping"
xml:lang="en-US">
        <cert:URI>
http://schemas.microsoft.com/wbem/wsman/1/wmi/root/cimv2/*
        </cert:URI>
        <cert:Subject>*.sampl.com</cert:Subject>
        <cert:Issuer>1212131238d84023982e381f2</cert:Issuer>
        <cert:UserName>certadminACCOUNT</cert:UserName>
        <cert:Enabled>>false</cert:Enabled>
        <cert>Password />
        </cert:CertMapping>
    </s:Body>
</s:Envelope>

```

## Put Response

```

<s:Envelope xml:lang="en-US"
  xmlns:s="http://www.w3.org/2003/05/soap-envelope"
  xmlns:wsa="http://schemas.xmlsoap.org/ws/2004/08/addressing"
  xmlns:wsman="http://schemas.dmtf.org/wbem/wsman/1/wsman.xsd">
  <s:Header>
    <wsa:Action>
      http://schemas.xmlsoap.org/ws/2004/09/transfer/
PutResponse
    </wsa:Action>
    <wsa:MessageID>
      uuid:28491235-98D4-43EE-95E9-5ED3D7D0A1B8
    </wsa:MessageID>
    <wsa:To>
      http://schemas.xmlsoap.org/ws/2004/08/addressing/role/
anonymous
    </wsa:To>
    <wsa:RelatesTo>
      uuid:898949E0-D492-4E01-8D5D-B3982FF1C722
    </wsa:RelatesTo>
  </s:Header>
  <s:Body>
    <cert:CertMapping
xmlns:cert="http://schemas.microsoft.com/wbem/wsman/1/config/service/
certmapping"
    >
      <cert:URI>
http://schemas.microsoft.com/wbem/wsman/1/wmi/root/cimv2/*
      </cert:URI>
      <cert:Subject>*.sampl.com</cert:Subject>

```

```

        <cert:Issuer>1212131238d84023982e381f2</cert:Issuer>
        <cert:UserName>certadminACCOUNT</cert:UserName>
        <cert:Enabled>>false</cert:Enabled>
        <cert:PassCertToPlugin>>false</cert:PassCertToPlugin>
        <cert:Password />
    </cert:CertMapping>
</s:Body>
</s:Envelope>

```

## Get Request

```

<s:Envelope
  xmlns:s="http://www.w3.org/2003/05/soap-envelope"
  xmlns:wsa="http://schemas.xmlsoap.org/ws/2004/08/addressing"
  xmlns:wsman="http://schemas.dmtf.org/wbem/wsman/1/wsman.xsd">
  <s:Header>
    <wsa:To>http://localhost:80/wsman</wsa:To>
    <wsman:ResourceURI s:mustUnderstand="true">
http://schemas.microsoft.com/wbem/wsman/1/config/service/certmapping
    </wsman:ResourceURI>
    <wsa:ReplyTo>
    <wsa:Address s:mustUnderstand="true">
http://schemas.xmlsoap.org/ws/2004/08/addressing/role/anonymous
    </wsa:Address>
    </wsa:ReplyTo>
    <wsa:Action s:mustUnderstand="true">
http://schemas.xmlsoap.org/ws/2004/09/transfer/Get
    </wsa:Action>
    <wsman:MaxEnvelopeSize s:mustUnderstand="true">
153600
    </wsman:MaxEnvelopeSize>
    <wsa:MessageID>
    uuid:006AAD01-1C1D-4316-A837-C5A0753AEE5B
    </wsa:MessageID>
    <wsman:Locale xml:lang="en-US" s:mustUnderstand="false" />
    <wsman:SelectorSet>
    <wsman:Selector Name="Issuer">
1212131238d84023982e381f2
    </wsman:Selector>
    <wsman:Selector Name="Subject">*.sampl.com</wsman:Selector>
    <wsman:Selector Name="URI">
http://schemas.microsoft.com/wbem/wsman/1/wmi/root/cimv2/*
    </wsman:Selector>
    </wsman:SelectorSet>
    <wsman:OperationTimeout>PT60.000S</wsman:OperationTimeout>
  </s:Header>
  <s:Body />
</s:Envelope>

```

## Get Response

```

<s:Envelope xml:lang="en-US"
  xmlns:s="http://www.w3.org/2003/05/soap-envelope"
  xmlns:wsa="http://schemas.xmlsoap.org/ws/2004/08/addressing"

```

```

    xmlns:wsman="http://schemas.dmtf.org/wbem/wsman/1/wsman.xsd">
    <s:Header>
      <wsa:Action>
http://schemas.xmlsoap.org/ws/2004/09/transfer/GetResponse
      </wsa:Action>
      <wsa:MessageID>
        uuid:4137066B-FEA6-43A4-9DE4-65C3BE07C4EA
      </wsa:MessageID>
      <wsa:To>
http://schemas.xmlsoap.org/ws/2004/08/addressing/role/anonymous
      </wsa:To>
      <wsa:RelatesTo>
        uuid:006AAD01-1C1D-4316-A837-C5A0753AEE5B
      </wsa:RelatesTo>
    </s:Header>
    <s:Body>
      <cert:CertMapping
xmlns:cert="http://schemas.microsoft.com/wbem/wsman/1/config/service/
certmapping"
      >
        <cert:URI>
http://schemas.microsoft.com/wbem/wsman/1/wmi/root/cimv2/*
        </cert:URI>
        <cert:Subject>*.sampl.com</cert:Subject>
        <cert:Issuer>1212131238d84023982e381f2</cert:Issuer>
        <cert:UserName>certadminACCOUNT</cert:UserName>
        <cert:Enabled>true</cert:Enabled>
        <cert:PassCertToPlugin>>false</cert:PassCertToPlugin>
        <cert>Password />
      </cert:CertMapping>
    </s:Body>
  </s:Envelope>

```

## Delete Request

```

<s:Envelope
  xmlns:s="http://www.w3.org/2003/05/soap-envelope"
  xmlns:wsa="http://schemas.xmlsoap.org/ws/2004/08/addressing"
  xmlns:wsman="http://schemas.dmtf.org/wbem/wsman/1/wsman.xsd">
  <s:Header>
    <wsa:To>http://localhost:80/wsman</wsa:To>
    <wsman:ResourceURI s:mustUnderstand="true">
http://schemas.microsoft.com/wbem/wsman/1/config/service/certmapping
    </wsman:ResourceURI>
    <wsa:ReplyTo>
      <wsa:Address s:mustUnderstand="true">
http://schemas.xmlsoap.org/ws/2004/08/addressing/role/anonymous
      </wsa:Address>
    </wsa:ReplyTo>
    <wsa:Action s:mustUnderstand="true">
http://schemas.xmlsoap.org/ws/2004/09/transfer/Delete
    </wsa:Action>
    <wsman:MaxEnvelopeSize s:mustUnderstand="true">
      153600
    </wsman:MaxEnvelopeSize>
    <wsa:MessageID>
      uuid:D0EF8968-9372-494C-8FF6-7F7DB4A07CC5
    </wsa:MessageID>
  </s:Header>
  <s:Body>
  </s:Body>
</s:Envelope>

```

```

    </wsa:MessageID>
    <wsman:Locale xml:lang="en-US" s:mustUnderstand="false" />
    <wsman:SelectorSet>
      <wsman:Selector Name="Issuer">
        1212131238d84023982e381f2
      </wsman:Selector>
      <wsman:Selector Name="Subject">*.sampl.com</wsman:Selector>
      <wsman:Selector Name="URI">
        http://schemas.microsoft.com/wbem/wsman/1/wmi/root/cimv2/*
      </wsman:Selector>
    </wsman:SelectorSet>
    <wsman:OperationTimeout>PT60.000S</wsman:OperationTimeout>
  </s:Header>
  <s:Body />
</s:Envelope>

```

## Delete Response

```

<s:Envelope xml:lang="en-US"
  xmlns:s="http://www.w3.org/2003/05/soap-envelope"
  xmlns:wsa="http://schemas.xmlsoap.org/ws/2004/08/addressing"
  xmlns:wsman="http://schemas.dmtf.org/wbem/wsman/1/wsman.xsd">
  <s:Header>
    <wsa:Action>
      http://schemas.xmlsoap.org/ws/2004/09/transfer/DeleteResponse
    </wsa:Action>
    <wsa:MessageID>
      uuid:F8D8373A-6C15-4297-8352-42695644158B
    </wsa:MessageID>
    <wsa:To>
      http://schemas.xmlsoap.org/ws/2004/08/addressing/role/anonymous
    </wsa:To>
    <wsa:RelatesTo>
      uuid:D0EF8968-9372-494C-8FF6-7F7DB4A07CC5
    </wsa:RelatesTo>
  </s:Header>
  <s:Body />
</s:Envelope>

```

## Enumerate Request

```

<s:Envelope
  xmlns:s="http://www.w3.org/2003/05/soap-envelope"
  xmlns:wsa="http://schemas.xmlsoap.org/ws/2004/08/addressing"
  xmlns:wse="http://schemas.xmlsoap.org/ws/2004/09/enumeration"
  xmlns:wsman="http://schemas.dmtf.org/wbem/wsman/1/wsman.xsd"
  xmlns:wsmv="http://schemas.microsoft.com/wbem/wsman/1/wsman.xsd"
  xmlns:b="http://schemas.dmtf.org/wbem/wsman/1/cimbinding.xsd">
  <s:Header>
    <wsa:To>http://localhost:47001/wsman</wsa:To>
    <wsman:ResourceURI s:mustUnderstand="true">
      http://schemas.microsoft.com/wbem/wsman/1/config/service/certmapping
    </wsman:ResourceURI>
    <wsa:ReplyTo>

```

```

    <wsa:Address s:mustUnderstand="true">
      http://schemas.xmlsoap.org/ws/2004/08/addressing/role/anonymous
    </wsa:Address>
  </wsa:ReplyTo>
  <wsa:Action s:mustUnderstand="true">
    http://schemas.xmlsoap.org/ws/2004/09/enumeration/Enumerate
  </wsa:Action>
  <wsman:MaxEnvelopeSize s:mustUnderstand="true">153600</wsman:MaxEnvelopeSize>
  <wsa:MessageID>uuid:70771286-DC7D-4684-BED0-2419470F8BE5</wsa:MessageID>
  <wsman:Locale xml:lang="en-US" s:mustUnderstand="false" />
  <cert:DataLocale xml:lang="en-US" s:mustUnderstand="false" />
  <wsman:OperationTimeout>PT60.000S</wsman:OperationTimeout>
</s:Header>
<s:Body>
  <wsen:Enumerate>
    <wsman:OptimizeEnumeration/>
    <wsman:MaxElements>1</wsman:MaxElements>
  </wsen:Enumerate>
</s:Body>
</s:Envelope>

```

## Enumerate Response

```

<s:Envelope
  xml:lang="en-US"
  xmlns:s="http://www.w3.org/2003/05/soap-envelope"
  xmlns:wsa="http://schemas.xmlsoap.org/ws/2004/08/addressing"
  xmlns:wsen="http://schemas.xmlsoap.org/ws/2004/09/enumeration"
  xmlns:wsman="http://schemas.dmtf.org/wbem/wsman/1/wsman.xsd">
  <s:Header>

    <wsa:Action>http://schemas.xmlsoap.org/ws/2004/09/enumeration/EnumerateResponse</wsa:Action>
    <wsa:MessageID>uuid:1B90A699-FC23-4F86-BDCB-82F27CB77DBB</wsa:MessageID>
    <wsa:To>http://schemas.xmlsoap.org/ws/2004/08/addressing/role/anonymous</wsa:To>
    <wsa:RelatesTo>uuid:70771286-DC7D-4684-BED0-2419470F8BE5</wsa:RelatesTo>
  </s:Header>
  <s:Body>
    <wsen:EnumerateResponse>
      <wsen:EnumerationContext>uuid:5CA8D6FE-1129-40B2-A23B-
ODE8EFB380E2</wsen:EnumerationContext>
      <wsman:Items>
        <cert:CertMapping
          xmlns:cert="http://schemas.microsoft.com/wbem/wsman/1/config/service/certmapping">
          <cert:URI>http://schemas.microsoft.com/wbem/wsman/1/wmi/root/cimv2/*</cert:URI>
          <cert:Subject>*.site1.com</cert:Subject>
          <cert:Issuer>1b3fd224d66c6413fe20d21e38b304226d192dfe</cert:Issuer>
          <cert:UserName>account1</cert:UserName>
          <cert:Enabled>true</cert:Enabled>
          <cert:Password>password1</cert:Password>
        </cert:CertMapping>
      </wsman:Items>
    </wsen:EnumerateResponse>
  </s:Body>
</s:Envelope>

```

## Pull Request

```

<s:Envelope
  xmlns:s="http://www.w3.org/2003/05/soap-envelope"
  xmlns:wsa="http://schemas.xmlsoap.org/ws/2004/08/addressing"
  xmlns:wsen="http://schemas.xmlsoap.org/ws/2004/09/enumeration"
  xmlns:wsmam="http://schemas.dmtf.org/wbem/wsman/1/wsman.xsd"
  xmlns:wsmv="http://schemas.microsoft.com/wbem/wsman/1/wsman.xsd">
  <s:Header>
    <wsa:To>http://localhost:47001/wsman</wsa:To>
    <wsman:ResourceURI s:mustUnderstand="true">
      http://schemas.microsoft.com/wbem/wsman/1/config/service/certmapping
    </wsman:ResourceURI>
    <wsa:ReplyTo>
      <wsa:Address s:mustUnderstand="true">
        http://schemas.xmlsoap.org/ws/2004/08/addressing/role/anonymous
      </wsa:Address>
    </wsa:ReplyTo>
    <wsa:Action s:mustUnderstand="true">
      http://schemas.xmlsoap.org/ws/2004/09/enumeration/Pull
    </wsa:Action>
    <wsman:MaxEnvelopeSize s:mustUnderstand="true">153600</wsman:MaxEnvelopeSize>
    <wsa:MessageID>uuid:3CA6197F-0D60-4BD3-B728-3D4166DC45A9</wsa:MessageID>
    <wsman:Locale xml:lang="en-US" s:mustUnderstand="false" />
    <cert:DataLocale xml:lang="en-US" s:mustUnderstand="false" />
    <wsman:OperationTimeout>PT60.000S</wsman:OperationTimeout>
  </s:Header>
  <s:Body>
    <wsen:Pull>
      <wsen:EnumerationContext>uuid:5CA8D6FE-1129-40B2-A23B-
ODE8EFB380E2</wsen:EnumerationContext>
      <wsen:MaxElements>1</wsen:MaxElements>
    </wsen:Pull>
  </s:Body>
</s:Envelope>

```

## Pull Response

```

<s:Envelope
  xml:lang="en-US"
  xmlns:s="http://www.w3.org/2003/05/soap-envelope"
  xmlns:wsa="http://schemas.xmlsoap.org/ws/2004/08/addressing"
  xmlns:wsen="http://schemas.xmlsoap.org/ws/2004/09/enumeration"
  xmlns:wsmam="http://schemas.dmtf.org/wbem/wsman/1/wsman.xsd">
  <s:Header>
    <wsa:Action>http://schemas.xmlsoap.org/ws/2004/09/enumeration/PullResponse</wsa:Action>
    <wsa:MessageID>uuid:4EB85D92-50F3-4169-AAD0-CA87BB6998B2</wsa:MessageID>
    <wsa:To>http://schemas.xmlsoap.org/ws/2004/08/addressing/role/anonymous</wsa:To>
    <wsa:RelatesTo>uuid:3CA6197F-0D60-4BD3-B728-3D4166DC45A9</wsa:RelatesTo>
  </s:Header>
  <s:Body>
    <wsen:PullResponse>
      <wsen:Items>
        <cert:CertMapping
          xmlns:cert="http://schemas.microsoft.com/wbem/wsman/1/config/service/certmapping">
          <cert:URI>http://schemas.microsoft.com/wbem/wsman/1/wmi/root/interop/*</cert:URI>
          <cert:Subject>*.site2.com</cert:Subject>
          <cert:Issuer>1b3fd224d66c6413fe20d21e38b304226d192dfe</cert:Issuer>
          <cert:UserName>account2</cert:UserName>
          <cert:Enabled>true</cert:Enabled>
        </cert:CertMapping>
      </wsen:Items>
    </wsen:PullResponse>
  </s:Body>
</s:Envelope>

```

```

        <cert:Password>password2</cert:Password>
    </cert:CertMapping>
</wsen:Items>
<wsen:EndOfSequence/>
</wsen:PullResponse>
</s:Body>
</s:Envelope>

```

## 4.2.4 Plugin Security Setting Configuration

### Put Request

```

<s:Envelope
  xmlns:s=http://www.w3.org/2003/05/soap-envelope
  xmlns:wsa="http://schemas.xmlsoap.org/ws/2004/08/addressing"
  xmlns:wsman="http://schemas.dmtf.org/wbem/wsman/1/wsman.xsd"
  xmlns:wsmv="http://schemas.microsoft.com/wbem/wsman/1/wsman.xsd">
  <s:Header>
    <wsa:To>http://localhost:47001/wsman</wsa:To>
    <wsman:ResourceURI s:mustUnderstand="true">
      http://schemas.microsoft.com/wbem/wsman/1/config/service/security
    </wsman:ResourceURI>
    <wsa:ReplyTo>
      <wsa:Address s:mustUnderstand="true">
        http://schemas.xmlsoap.org/ws/2004/08/addressing/role/anonymous
      </wsa:Address>
    </wsa:ReplyTo>
    <wsa:Action s:mustUnderstand="true">
      http://schemas.xmlsoap.org/ws/2004/09/transfer/Put
    </wsa:Action>
    <wsman:MaxEnvelopeSize s:mustUnderstand="true">153600</wsman:MaxEnvelopeSize>
    <wsa:MessageID>uuid:80C888D1-0200-4469-A91D-BEAF45DB0C53</wsa:MessageID>
    <wsman:Locale xml:lang="en-US" s:mustUnderstand="false" />
    <wsmv:DataLocale xml:lang="en-US" s:mustUnderstand="false" />
    <wsman:SelectorSet>
      <wsman:Selector Name="Uri">
        http://schemas.microsoft.com/wbem/wsman/1/wmi/root/cimv2
      </wsman:Selector>
    </wsman:SelectorSet>
    <wsman:OperationTimeout>PT60.000S</wsman:OperationTimeout>
  </s:Header>
  <s:Body>
    <Security xmlns=http://schemas.microsoft.com/wbem/wsman/1/config/PluginConfiguration
      Uri=http://schemas.microsoft.com/wbem/wsman/1/wmi/root/cimv2
      ExactMatch="false"
      Sddl="O:NSG:BAD:P(A;;GA;;;BA)S:P(AU;FA;GA;;;WD)(AU;SA;GXGW;;;WD)"/>
  </s:Body>
</s:Envelope>

```

### Put Response

```

<s:Envelope xml:lang="en-US" xmlns:s="http://www.w3.org/2003/05/soap-envelope"
  xmlns:wsa="http://schemas.xmlsoap.org/ws/2004/08/addressing"
  xmlns:x="http://schemas.xmlsoap.org/ws/2004/09/transfer"
  xmlns:wsman="http://schemas.dmtf.org/wbem/wsman/1/wsman.xsd"

```

```

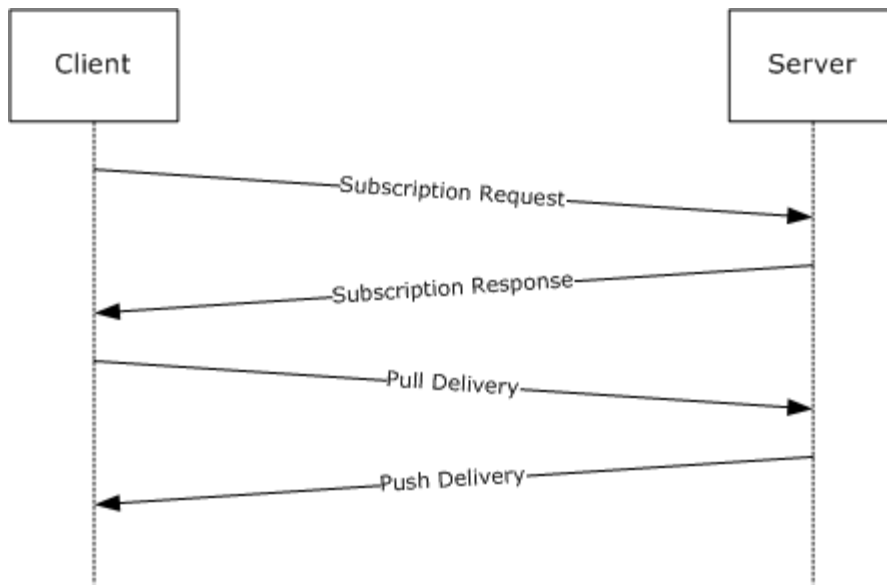
xmlns:wsmv="http://schemas.microsoft.com/wbem/wsman/1/wsman.xsd">
<s:Header>
  <wsa:Action>http://schemas.xmlsoap.org/ws/2004/09/transfer/PutResponse</wsa:Action>
  <wsa:MessageID>uuid:3758BB33-3663-4A23-BCB4-756B028C170A</wsa:MessageID>
  <wsa:To>http://schemas.xmlsoap.org/ws/2004/08/addressing/role/anonymous</wsa:To>
  <wsa:RelatesTo>uuid:80C888D1-0200-4469-A91D-BEAF45DB0C53</wsa:RelatesTo>
</s:Header>
<s:Body>
  <PluginConfiguration
    xmlns=http://schemas.microsoft.com/wbem/wsman/1/config/PluginConfiguration
    Name="WMI Provider"
    Filename="%systemroot%\system32\WsmWmiPl.dll"
    SDKVersion="1"
    XmlRenderingType="text">
    <Resources>
      <Resource
        ResourceUri="http://schemas.microsoft.com/wbem/wsman/1/wmi"
        SupportsOptions="true">
        <Security
          xmlns="http://schemas.microsoft.com/wbem/wsman/1/config/PluginConfiguration"
          Uri=http://schemas.microsoft.com/wbem/wsman/1/wmi/root/cimv2
          ExactMatch="false"
          Sddl="O:NSG:BAD:P(A;;GA;;;BA)S:P(AU;FA;GA;;;WD)(AU;SA;GXGW;;;WD)"/>
        <Capability Type="Get" SupportsFragment="true"/>
        <Capability Type="Put" SupportsFragment="true"/>
        <Capability Type="Invoke"/>
        <Capability Type="Enumerate" SupportsFiltering="true"/>
      </Resource>
      <Resource
        ResourceUri="http://schemas.dmtf.org/wbem/wscim/1/cim-schema"
        SupportsOptions="true">
        <Capability Type="Get" SupportsFragment="true"/>
        <Capability Type="Put" SupportsFragment="true"/>
        <Capability Type="Invoke"/>
        <Capability Type="Enumerate"/>
      </Resource>
      <Resource
        ResourceUri=http://schemas.dmtf.org/wbem/wscim/1/*
        SupportsOptions="true"
        ExactMatch="true">
        <Capability Type="Enumerate" SupportsFiltering="true"/>
      </Resource>
    </Resources>
  </PluginConfiguration>
</s:Body>
</s:Envelope>

```

### 4.3 Events

The following figure illustrates the sequence of requests, responses, and deliveries when subscribing to an event.





**Figure 6: Event subscription example message exchange sequence**

#### 4.4 Event Subscription Example

This section provides an example of a subscription message.

```

<s:Envelope xmlns:s="http://www.w3.org/2003/05/soap-envelope"
  xmlns:wsa="http://schemas.xmlsoap.org/ws/2004/08/addressing"
  xmlns:wse="http://schemas.xmlsoap.org/ws/2004/08/eventing"
  xmlns:wsen="http://schemas.xmlsoap.org/ws/2004/09/enumeration"
  xmlns:wsmn="http://schemas.dmtf.org/wbem/wsman/1/wsman.xsd">
  <s:Header>
    <wsa:To>http://RAVIBPERF59D.MIG.NET:80/wsman</wsa:To>
    <wsmn:ResourceURI s:mustUnderstand="true">
      http://schemas.microsoft.com/wbem/wsman/1/windows/EventLog
    </wsmn:ResourceURI>
    <wsa:ReplyTo>
      <wsa:Address s:mustUnderstand="true">
        http://schemas.xmlsoap.org/
          ws/2004/08/addressing/role/anonymous
      </wsa:Address>
    </wsa:ReplyTo>
    <wsa:Action s:mustUnderstand="true">
      http://schemas.xmlsoap.org/ws/2004/08/eventing/Subscribe
    </wsa:Action>
    <wsmn:MaxEnvelopeSize s:mustUnderstand="true">
      153600
    </wsmn:MaxEnvelopeSize>
    <wsa:MessageID>
      uuid:5E7FE85C-6A5B-4033-A94D-B892A7C528EB
    </wsa:MessageID>
    <wsmn:Locale xml:lang="en-US" s:mustUnderstand="false" />
    <wsmn:OptionSet
      xmlns:xsi="http://www.w3.org/2001/XMLSchema-instance">
      <wsmn:Option Name="Compression">SLDC</wsmn:Option>
      <wsmn:Option Name="CDATA" xsi:nil="true"/>
    </wsmn:OptionSet>
  </s:Header>
  <s:Body>
  </s:Body>
</s:Envelope>
  
```

```

    <wsman:Option Name="ContentFormat">RenderedText</wsman:Option>
    <wsman:Option Name="IgnoreChannelError" xsi:nil="true"/>
  </wsman:OptionSet>
</s:Header>
<s:Body>
  <wse:Subscribe="">
    <wse:EndTo>
      <wsa:Address>
        HTTP://RAVIBPERF90D.MIG.NET:80/wsman/
        subscriptions/07C41EF8-1EE6-4519-86C5-47A78FB16DEC
      </wsa:Address>
      <wsa:ReferenceProperties>
        <wse:Identifier>
          430055A3-8146-49AA-A5C1-D87DC542AB0C
        </wse:Identifier>
      </wsa:ReferenceProperties>
    </wse:EndTo>
    <wse:Delivery="">
      Mode="http://schemas.dmtf.org/wbem/wsman/1/wsman/Events">
      <wsman:Heartbeats>PT3600.000S</wsman:Heartbeats>
      <wse:NotifyTo>
        <wsa:Address>
          HTTP://RAVIBPERF90D.MIG.NET:80/wsman/
          subscriptions/07C4 1EF8-1EE6-4519-86C5-47A78FB16DEC
        </wsa:Address>
        <wsa:ReferenceProperties>
          <wse:Identifier="">
            430055A3-8146-49AA-A5C1-D87DC542AB0C
          </wse:Identifier>
        </wsa:ReferenceProperties>
      </wse:NotifyTo>
      <wsman:MaxElements>20</wsman:MaxElements>
      <wsman:MaxTime>PT30.000S</wsman:MaxTime>
      <wsman:MaxEnvelopeSize Policy="Notify">
        153600
      </wsman:MaxEnvelopeSize>
      <wsman:Locale xml:lang="en-US"/>
      <wsman:ContentEncoding="">
        UTF-8
      </wsman:ContentEncoding>
    </wse:Delivery>
    <wse:Expires>PT3960732748.184S</wse:Expires>
    <wsman:Filter>
      <QueryList>
        <Query Id="0">
          <Select Path="Application">*</Select>
        </Query>
      </QueryList>
    </wsman:Filter>]
    <wsman:SendBookmarks/>
  </wse:Subscribe>
</s:Body>
</s:Envelope>

```

## 4.5 Compression Example

Request

```
POST /wsman/subscriptions/724030E6-ACF0-46BE-A76D-0800A457D6A2 HTTP/1.1
Authorization: Negotiate TlRMTVNTUAABAAAAA7II4gMAAAwAzAAAAcWALACgAAAAFASg
KAAAAD1BBVUXBTEwtWFAxTULH
Content-Encoding: SLDC
Content-Type: application/soap+xml;charset=UTF-16
User-Agent: Microsoft WinRM Client
Host: paulall-xp1.MIG.NET
Content-Length: 0
Connection: Keep-Alive
```

## Response

```
HTTP/1.1 401
WWW-Authenticate: Negotiate TlRMTVNTUAACAAAABgAGADgAAAAIwonib/VRvQnylk
QAeAsAAAAAHYAdgA+AAAABQEoCgAAAA9NAEkARwACAAAYATQBJAECaAQAWAFAAQQBVAEWA
QQBMAEwALQBYAFAAMQAEAA4ATQBJAECALgBOAEUAVAADACYAcABhAHUAbABhAGwAbAAtAH
gAcAAxAc4ATQBJAECALgBOAEUAVAFAAA4ATQBJAECALgBOAEUAVAAAAA
Server: Microsoft-HTTPAPI/1.0
Date: Thu, 11 Jan 2007 02:35:24 GMT
Content-Length: 0
```

## 4.6 Encryption Example

### Request

```
POST /wsman/subscriptions/724030E6-ACF0-46BE-A76D-0800A457D6A2 HTTP/1.1
Authorization: Negotiate TlRMTVNTUAADAAAAAAAAAAEgAAAAAAAAASAAAAAAAAABIA
AAAAAAAAAAEgAAAAAAAAASAAAAAAAAABIAAAANcKI4gUBKAoAAAAAP
Content-Encoding: SLDC
User-Agent: Microsoft WinRM Client
Content-Type: multipart/encrypted;
protocol="application/HTTP-SPNEGO-session-encrypted";boundary="Encrypted Boundary"
Host: paulall-xp1.MIG.NET
Content-Length: 964
Connection: Keep-Alive
-- Encrypted Boundary
Content-Type: application/HTTP-SPNEGO-session-encrypted
OriginalContent: type=application/soap+xml;charset=UTF-16;Length=705
-- Encrypted Boundary
Content-Type: application/octet-stream
.....g..... .q!..f...y.$o.\.wF'.0..1...N..|.
.pQo:[..f[.X."..Q...W.$..lYw\..B.7-.D...U6..b..?.....f..0%u...4X...sX.
We. S.....#...e.w?..l...&M4...A....~.....J...HY.&]p.e.
..O...+...m.....8..l.f.5a..G....e>.....N.Q,...P..... (.....R.
...G<.&X.p.7.]....Ri_) ".....}..
.g...x.....A.....X.....r....0.....bV=he*..AK?.N$u..O&K...|N...
.B.-F.Q]ch.Ha..9n.0S...0.hn.O...F^.:$x...!Z.`.l...1.K.~.....gf...A%
.....g.75..U.....c*ja;9Z.J.....q....'9...8/.l.u&&.....kq.`8..)1cc.
;'.&_.....o044.....%.#.....G[...].V.....NK...w.JeY..O.....U-.9.\<r^*=M.
k..".b9...I..%...+Q..%.....,1.._..U.'...hd.Z.....&o....\_ :
@...Bf.P..B.DL..s..+...JO.AjO...&..az..Q.j.4....n..c:...M..x.a.m....
.....A.3(-- Encrypted Boundary
```

## Response

```
HTTP/1.1 200
Content-Type: multipart/encrypted;protocol="application/HTTP-SPNEGO-session-encrypted";boundary="Encrypted Boundary"
Server: Microsoft-HTTPAPI/1.0
Date: Thu, 11 Jan 2007 02:35:24 GMT
Content-Length: 1504
-- Encrypted Boundary
Content-Type: application/HTTP-SPNEGO-session-encrypted
OriginalContent: type=application/soap+xml;charset=UTF-16;Length=1244
-- Encrypted Boundary
Content-Type: application/octet-stream
.....b.^p.....S.%Y#.....{#x.u....q.].uD....U[^M..RS22=....!'M.
+....#..U..F!=.....l.C.n....q.8hB.%.?|...X..F..1..w..^...a..[0A....
T...R...J.4A...@.%.>..r..>-fu.\.=...../...:w...$....qA.....k.
..d.wKU..j....<.q...j.I.5.tA....`..t....~X.5lq.....c..)[(.I..~...f.8.
e..`....O4.Z.....X.hG...gK..~...m.s..X%..~+.#W..}.b.c;..q...ir.ug<4
7^..T...iFD.;.ml...r|r.z...".b...5\..B@...e8.b.!|....$.k.Xg.y.+u.
....'...3.-.....Lq@.}.=...iL.[2J.Z...T...^i~...o...-4fC....
9.+....A.....\....y.j.[.HZ.....a.+0.be.M.k....=.xi.p).b....d..
.Kk.;...G....6y.....4...%.ltfC.O.d...J.gH...}....f..K.d+m.1...
...WPK..^.....:.....2...#. [H.....x.ON6...C..>.9.qm.K|n.U{\.u
4..E.9...O..\_%Y.W?.j.zL.#*.'...f.<w...".Q).e...fX..t....-...QU..<
#Mw...f..)|. @.K..9>...l...k.\O.GQ.....G..|...y.$..d...FUT...{L.
.D.l.....4.Zk.....K...W...f(..v?...j..0..}j.R..uT.Hr...j.AN.Y...
v..._.....li.....}i.^(..`..)BP.e]~l.....K...}S.....y.....F
D.[/...#..?+...H...v...6....Zdl.?2.....5.b..Y..4M..G..h.B.B.p..4|^...
r..M...E.....I.(#....].e.e.`g.g)...'.e..e..9.e.../...=...!a..o..
bP.....)s.K...}!.i.u.m./a...v<D.J...'....../=.;.T.`G...5U..=
.....)U.[...fk".....(E.\....J...{).\4...L.....O...-- Encrypted
Boundary
```

## 4.7 Publisher-Initiated Subscription Examples

### 4.7.1 Enumerate Example

```
<s:Envelope
  xmlns:s="http://www.w3.org/2003/05/soap-envelope"
  xmlns:wsa="http://schemas.xmlsoap.org/ws/2004/08/addressing"
  xmlns:wsm="http://schemas.xmlsoap.org/ws/2004/09/enumeration"
  xmlns:wsmn="http://schemas.dmtf.org/wbem/wsman/1/wsmn.xsd">
  <s:Header>
    <wsa:To>
      https://rmacktest0.MIG.NET:443/wsman/SubscriptionManager/WEC
    </wsa:To>
    <wsm:ResourceURI s:mustUnderstand="true">
      http://schemas.microsoft.com/wbem/wsman/1/SubscriptionManager/Subscription
    </wsm:ResourceURI>
    <m:MachineID
      xmlns:m="http://schemas.microsoft.com/wbem/wsman/1/machineid"
      s:mustUnderstand="false">
```

```

        RMACKTEST0.MIG.NET
    </m:MachineID>
    <wsa:ReplyTo>
        <wsa:Address s:mustUnderstand="true">
http://schemas.xmlsoap.org/ws/2004/08/addressing/role/anonymous
        </wsa:Address>
    </wsa:ReplyTo>
    <wsa:Action s:mustUnderstand="true">
        http://schemas.xmlsoap.org/ws/2004/09/enumeration/Enumerate
    </wsa:Action>
    <wsman:MaxEnvelopeSize s:mustUnderstand="true">
        153600
    </wsman:MaxEnvelopeSize>
    <wsa:MessageID>
        uuid:A90FFBE2-525B-49D2-942F-A20F95FC643B
    </wsa:MessageID>
    <wsman:Locale xml:lang="en-US" s:mustUnderstand="false" />
</s:Header>
<s:Body>
    <wsen:Enumerate>
        <wsman:OptimizeEnumeration />
        <wsman:MaxElements>20</wsman:MaxElements>
    </wsen:Enumerate>
</s:Body>
</s:Envelope>

```

## 4.7.2 Enumerate Response (Subscriptions) Example

```

<s:Envelope xml:lang="en-US"
  xmlns:s="http://www.w3.org/2003/05/soap-envelope"
  xmlns:wsa="http://schemas.xmlsoap.org/ws/2004/08/addressing"
  xmlns:wsen="http://schemas.xmlsoap.org/ws/2004/09/enumeration"
  xmlns:wsman="http://schemas.dmtf.org/wbem/wsman/1/wsman.xsd">
  <s:Header>
    <wsa:Action>
http://schemas.xmlsoap.org/ws/2004/09/enumeration/EnumerateResponse
    </wsa:Action>
    <wsa:MessageID>uuid:06D6A1CD-A99D-441C-8A8C-5571844C4D09</wsa:MessageID>
    <wsa:To>
http://schemas.xmlsoap.org/ws/2004/08/addressing/role/anonymous
    </wsa:To>
    <wsa:RelatesTo>uuid:A90FFBE2-525B-49D2-942F-A20F95FC643B</wsa:RelatesTo>
  </s:Header>
  <s:Body>
    <wsen:EnumerateResponse>
      <wsen:EnumerationContext />
      <wsman:Items>
        <m:Subscription
xmlns:m="http://schemas.microsoft.com/wbem/wsman/1/subscription">
          <m:Version>
            uuid:BB8CD0E7-46F4-40E4-B74C-A0C7B509F669
          </m:Version>
        </m:Version>
      </s:Envelope
        xmlns:s="http://www.w3.org/2003/05/soap-envelope"
        xmlns:wsa="http://schemas.xmlsoap.org/ws/2004/08/addressing"
        xmlns:wse="http://schemas.xmlsoap.org/ws/2004/08/eventing"
        xmlns:wsen="http://schemas.xmlsoap.org/ws/2004/09/enumeration"

```

```

xmlns:wsman="http://schemas.dmtf.org/wbem/wsman/1/wsman.xsd">
  <s:Header>
    <wsa:To>
http://schemas.xmlsoap.org/ws/2004/08/addressing/role/anonymous
    </wsa:To>
    <wsman:ResourceURI s:mustUnderstand="true">
wsmawsen:microsoft.test/testresource/subscribe
    </wsman:ResourceURI>
    <wsa:ReplyTo>
    <wsa:Address s:mustUnderstand="true">
http://schemas.xmlsoap.org/ws/2004/08/addressing/role/anonymous
    </wsa:Address>
    </wsa:ReplyTo>
    <wsa:Action s:mustUnderstand="true">
http://schemas.xmlsoap.org/ws/2004/08/eventing/Subscribe
    </wsa:Action>
    <wsman:MaxEnvelopeSize s:mustUnderstand="true">
153600
    </wsman:MaxEnvelopeSize>
    <wsa:MessageID>
    uuid:346A0039-0C21-465E-8ABD-CF89EE730FA7
    </wsa:MessageID>
    <wsman:Locale xml:lang="en-US" s:mustUnderstand="false" />
    <wsman:OptionSet
xmlns:xsi="http://www.w3.org/2001/XMLSchema-instance">
    <wsman:Option Name="Compression">SLDC</wsman:Option>
    <wsman:Option Name="CDATA" xsi:nil="true" />
    </wsman:OptionSet>
  </s:Header>
  <s:Body>
    <wse:Subscribe>
    <wse:EndTo>
    <wsa:Address>
HTTPS://RMACKTEST0.MIG.NET:443/wsman/subscriptions/633E146A-17F7-46CF-A149-50B29DB90692
    </wsa:Address>
    <wsa:ReferenceProperties>
    <wse:Identifier>
BB8CD0E7-46F4-40E4-B74C-A0C7B509F669
    </wse:Identifier>
    </wsa:ReferenceProperties>
    </wse:EndTo>
    <wse:Delivery
Mode="http://schemas.dmtf.org/wbem/wsman/1/wsman/Events">
    <wsman:Heartbeats>PT300.000S</wsman:Heartbeats>
    <wse:NotifyTo>
    <wsa:Address>
HTTPS://RMACKTEST0.MIG.NET:443/wsman/subscriptions/633E146A-17F7-46CF-A149-50B29DB90692
    </wsa:Address>
    <wsa:ReferenceProperties>
    <wse:Identifier>
BB8CD0E7-46F4-40E4-B74C-A0C7B509F669
    </wse:Identifier>
    </wsa:ReferenceProperties>
    <c:Policy
xmlns:c="http://schemas.xmlsoap.org/ws/2002/12/policy">
    <c:ExactlyOne>
    <c>All>
    <wsman:Authentication
Profile="http://schemas.dmtf.org/wbem/wsman/1/wsman/secprofile/https/mutual"

```

```

    >
      <wsman:ClientCertificate>
        <wsman:Thumbprint Role="issuer">
          5600a015ca5e8a26f638b74e819ae92096da5c8c
        </wsman:Thumbprint>
      </wsman:ClientCertificate>
    </wsman:Authentication>
  </c:All>
</c:ExactlyOne>
</c:Policy>
</wse:NotifyTo>
<wsman:MaxElements>5</wsman:MaxElements>
<wsman:MaxEnvelopeSize Policy="Notify">
  153600
</wsman:MaxEnvelopeSize>
<wsman:Locale xml:lang="en-US" />
<wsman:ContentEncoding>UTF-16</wsman:ContentEncoding>
</wse:Delivery>
<wsman:Filter Dialect="dialect">dialect</wsman:Filter>
</wse:Subscribe>
</s:Body>
</s:Envelope>
</m:Subscription>
</wsman:Items>
<wsman:EndOfSequence />
</wsen:EnumerateResponse>
</s:Body>
</s:Envelope>

```

### 4.7.3 Event Delivery Example

```

<s:Envelope
  xmlns:s="http://www.w3.org/2003/05/soap-envelope"
  xmlns:wsa="http://schemas.xmlsoap.org/ws/2004/08/addressing"
  xmlns:wse="http://schemas.xmlsoap.org/ws/2004/08/eventing"
  xmlns:wsman="http://schemas.dmtf.org/wbem/wsman/1/wsman.xsd">
  <s:Header>
    <wsa:To>
      https://RMACKTEST0.MIG.NET:443/wsman/subscriptions/633E146A-17F7-46CF-A149-50B29DB90692
    </wsa:To>
    <m:MachineID
      xmlns:m="http://schemas.microsoft.com/wbem/wsman/1/machineid"
      s:mustUnderstand="false">
      RMACKTEST0.MIG.NET
    </m:MachineID>
    <wsa:ReplyTo>
      <wsa:Address s:mustUnderstand="true">
      http://schemas.xmlsoap.org/ws/2004/08/addressing/role/anonymous
      </wsa:Address>
    </wsa:ReplyTo>
    <wsa:Action s:mustUnderstand="true">
      http://schemas.dmtf.org/wbem/wsman/1/wsman/Events
    </wsa:Action>
    <wsman:MaxEnvelopeSize s:mustUnderstand="true">153600</wsman:MaxEnvelopeSize>
    <wsa:MessageID>uuid:0111C890-857C-498F-B00A-7011EBD34064</wsa:MessageID>
    <wsman:Locale xml:lang="en-US" s:mustUnderstand="false" />
    <wse:Identifier

```

```

    xmlns:wse="http://schemas.xmlsoap.org/ws/2004/08/eventing">
      BB8CD0E7-46F4-40E4-B74C-A0C7B509F669
    </wse:Identifier>
    <wsman:AckRequested />
  </s:Header>
  <s:Body>
    <wsman:Events>
      <wsman:Event Action="http://schemas.dmtf.org/wbem/wsman/1/wsman/Event">
        </wsman:Event>
      </wsman:Events>
    </s:Body>
  </s:Envelope>

```

#### 4.7.4 Ack Example

```

<s:Envelope xml:lang="en-US"
  xmlns:s="http://www.w3.org/2003/05/soap-envelope"
  xmlns:wsa="http://schemas.xmlsoap.org/ws/2004/08/addressing"
  xmlns:wsman="http://schemas.dmtf.org/wbem/wsman/1/wsman.xsd">
  <s:Header>
    <wsa:Action>
      http://schemas.dmtf.org/wbem/wsman/1/wsman/Ack
    </wsa:Action>
    <wsa:MessageID>
      uuid:6593DD91-ABB8-457B-AE7A-102715CAC7AC
    </wsa:MessageID>
    <wsa:To>
      http://schemas.xmlsoap.org/ws/2004/08/addressing/role/anonymous
    </wsa:To>
    <wsa:RelatesTo>
      uuid:0111C890-857C-498F-B00A-7011EBD34064
    </wsa:RelatesTo>
  </s:Header>
  <s:Body />
</s:Envelope>

```

#### 4.7.5 End Subscription Example

```

<s:Envelope
  xmlns:s="http://www.w3.org/2003/05/soap-envelope"
  xmlns:wsa="http://schemas.xmlsoap.org/ws/2004/08/addressing"
  xmlns:wse="http://schemas.xmlsoap.org/ws/2004/08/eventing"
  xmlns:wsman="http://schemas.dmtf.org/wbem/wsman/1/wsman.xsd">
  <s:Header>
    <wsa:To>
      https://RMACKTEST0.MIG.NET:443/wsman/subscriptions/633E146A-17F7-46CF-A149-50B29DB90692\
    </wsa:To>
    <m:MachineID
      xmlns:m="http://schemas.microsoft.com/wbem/wsman/1/machineid"
      s:mustUnderstand="false">
      RMACKTEST0.MIG.NET
    </m:MachineID>
    <wsa:ReplyTo>
      <wsa:Address s:mustUnderstand="true">
      http://schemas.xmlsoap.org/ws/2004/08/addressing/role/anonymous
    </wsa:Address>

```



```

        </wsa:ReplyTo>
        <wsa:Action s:mustUnderstand="true">
http://schemas.xmlsoap.org/ws/2004/08/eventing/SubscriptionEnd
        </wsa:Action>
        <wsman:MaxEnvelopeSize s:mustUnderstand="true">
            153600
        </wsman:MaxEnvelopeSize>
        <wsa:MessageID>
            uuid:9CCFD722-7A27-49A2-859E-9C643FAC4556
        </wsa:MessageID>
        <wsman:Locale xml:lang="en-US" s:mustUnderstand="false" />
        <wsman:OperationTimeout>PT0.500S</wsman:OperationTimeout>
        <wse:Identifier
            xmlns:wse="http://schemas.xmlsoap.org/ws/2004/08/eventing">
            BB8CD0E7-46F4-40E4-B74C-A0C7B509F669
        </wse:Identifier>
        <wsman:AckRequested />
    </s:Header>
    <s:Body>
        <wse:SubscriptionEnd>
            <wse:SubscriptionManager>
                <wsa:Address>
https://RMACKTEST0.MIG.NET:443/wsman/subscriptions/633E146A-17F7-46CF-A149-50B29DB90692
                </wsa:Address>
                <wsa:ReferenceProperties>
                    <wse:Identifier>
                        F04857FA-DB89-40D2-9A7F-8AF5EBBA6FA6
                    </wse:Identifier>
                </wsa:ReferenceProperties>
            </wse:SubscriptionManager>
            <wse:Status>
http://schemas.xmlsoap.org/ws/2004/08/eventing/SourceShuttingDown
            </wse:Status>
        </wse:SubscriptionEnd>
    </s:Body>
</s:Envelope>

```

## 4.8 Remote Shell Examples

### 4.8.1 Create Shell

This section shows how to use an [wst:Create](#) message to create a new Shell instance on the remote computer that does not have the client's profile. The client computer uses code page 437.

#### Create Request

```

<s:Envelope
  xmlns:s="http://www.w3.org/2003/05/soap-envelope"
  xmlns:wsa="http://schemas.xmlsoap.org/ws/2004/08/addressing"
  xmlns:wsman="http://schemas.dmtf.org/wbem/wsman/1/wsman.xsd">
  <s:Header>
    <wsa:To>
      http://localhost:80/wsman
    </wsa:To>
    <wsman:ResourceURI s:mustUnderstand="true">
      http://schemas.microsoft.com/wbem/wsman/1/windows/shell/cmd
    </wsman:ResourceURI>

```

```

<wsa:ReplyTo>
  <wsa:Address s:mustUnderstand="true">
    http://schemas.xmlsoap.org/ws/2004/08/addressing/role/anonymous
  </wsa:Address>
</wsa:ReplyTo>
<wsa:Action s:mustUnderstand="true">
  http://schemas.xmlsoap.org/ws/2004/09/transfer/Create
</wsa:Action>
<wsman:MaxEnvelopeSize s:mustUnderstand="true">153600</wsman:MaxEnvelopeSize>
<wsa:MessageID>uuid:AF6A2E07-BA33-496E-8AFA-E77D241A2F2F</wsa:MessageID>
<wsman:Locale xml:lang="en-US" s:mustUnderstand="false" />
<wsman:OptionSet xmlns:xsi="http://www.w3.org/2001/XMLSchema-instance">
  <wsman:Option Name="WINRS_NOPROFILE">TRUE</wsman:Option>
  <wsman:Option Name="WINRS_CODEPAGE">437</wsman:Option>
</wsman:OptionSet>
<wsman:OperationTimeout>PT60.000S</wsman:OperationTimeout>
</s:Header>
<s:Body>
  <rsp:Shell
xmlns:rsp="http://schemas.microsoft.com/wbem/wsman/1/windows/shell">
  <rsp:Environment>
    <rsp:Variable Name="test">1</rsp:Variable>
  </rsp:Environment>
  <rsp:WorkingDirectory>d:\windows</rsp:WorkingDirectory>
  <rsp:Lifetime>PT1000.000S</rsp:Lifetime>
  <rsp:InputStreams>stdin</rsp:InputStreams>
  <rsp:OutputStreams>stdout stderr</rsp:OutputStreams>
  </rsp:Shell>
</s:Body>
</s:Envelope>

```

## Create Response

```

<s:Envelope xml:lang="en-US"
  xmlns:s="http://www.w3.org/2003/05/soap-envelope"
  xmlns:wsa="http://schemas.xmlsoap.org/ws/2004/08/addressing"
  xmlns:wsman="http://schemas.dmtf.org/wbem/wsman/1/wsman.xsd">
  <s:Header>
    <wsa:Action>
      http://schemas.xmlsoap.org/ws/2004/09/transfer/CreateResponse
    </wsa:Action>
    <wsa:MessageID>
      uuid:1BD7E077-34CD-46F9-8AC2-F7D004C3D858
    </wsa:MessageID><wsa:To>
      http://schemas.xmlsoap.org/ws/2004/08/addressing/role/anonymous
    </wsa:To>
    <wsa:RelatesTo>uuid:AF6A2E07-BA33-496E-8AFA-E77D241A2F2F</wsa:RelatesTo>
  </s:Header>
  <s:Body>
    <x:ResourceCreated
      xmlns:wsman="http://schemas.dmtf.org/wbem/wsman/1/wsman.xsd"
      xmlns:wsa="http://schemas.xmlsoap.org/ws/2004/08/addressing"
      xmlns:x="http://schemas.xmlsoap.org/ws/2004/09/transfer"
      xmlns:rsp="http://schemas.microsoft.com/wbem/wsman/1/windows/shell">
      <wsa:Address>
        http://schemas.xmlsoap.org/ws/2004/08/addressing/role/anonymous
      </wsa:Address>
    </x:ResourceCreated>
  </s:Body>
</s:Envelope>

```

```

    <wsa:ReferenceParameters>
      <wsman:ResourceURI>
        http://schemas.microsoft.com/wbem/wsman/1/windows/shell/cmd
      </wsman:ResourceURI>
      <wsman:SelectorSet>
        <wsman:Selector Name="ShellId">
          uuid:C443F44F-28E4-486F-A5A1-12745F90CF5A
        </wsman:Selector>
      </wsman:SelectorSet>
    </wsa:ReferenceParameters>
  </x:ResourceCreated>
</s:Body>
</s:Envelope>

```

## 4.8.2 Execute Command

This example shows how to execute the Del command to delete a file on the remote system with the confirmation prompt.

### Command Request

```

<s:Envelope
  xmlns:s="http://www.w3.org/2003/05/soap-envelope"
  xmlns:wsa="http://schemas.xmlsoap.org/ws/2004/08/addressing"
  xmlns:wsman="http://schemas.dmtf.org/wbem/wsman/1/wsman.xsd">
  <s:Header>
    <wsa:To>
      http://localhost:80/wsman
    </wsa:To>
    <wsman:ResourceURI s:mustUnderstand="true">
      http://schemas.microsoft.com/wbem/wsman/1/windows/shell/cmd
    </wsman:ResourceURI>
    <wsa:ReplyTo>
      <wsa:Address s:mustUnderstand="true">
        http://schemas.xmlsoap.org/ws/2004/08/addressing/role/anonymous
      </wsa:Address>
    </wsa:ReplyTo>
    <wsa:Action s:mustUnderstand="true">
      http://schemas.microsoft.com/wbem/wsman/1/windows/shell/Command
    </wsa:Action>
    <wsman:MaxEnvelopeSize s:mustUnderstand="true">153600</wsman:MaxEnvelopeSize>
    <wsa:MessageID>
      uuid:F8671978-E928-49DA-ADB8-5BF97EDD9535</wsa:MessageID>
    <wsman:Locale xml:lang="en-US" s:mustUnderstand="false" />
    <wsman:SelectorSet>
      <wsman:Selector Name="ShellId">
        uuid:0A442A7F-4627-43AE-8751-900B509F0A1F
      </wsman:Selector>
    </wsman:SelectorSet>
    <wsman:OptionSet xmlns:xsi="http://www.w3.org/2001/XMLSchema-instance">
      <wsman:Option Name="WINRS_CONSOLEMODE_STDIN">TRUE</wsman:Option>
      <wsman:Option Name="WINRS_SKIP_CMD_SHELL">FALSE</wsman:Option>
    </wsman:OptionSet>
    <wsman:OperationTimeout>PT60.000S</wsman:OperationTimeout>
  </s:Header>
  <s:Body>
    <rsp:CommandLine

```

```

    xmlns:rsp="http://schemas.microsoft.com/wbem/wsman/1/windows/shell">
    <rsp:Command>del</rsp:Command>
    <rsp:Arguments>/p</rsp:Arguments>
    <rsp:Arguments>
      d:\temp\out.txt
    </rsp:Arguments>
  </rsp:CommandLine>
</s:Body>
</s:Envelope>

```

## Command Response

```

<s:Envelope xml:lang="en-US"
  xmlns:s="http://www.w3.org/2003/05/soap-envelope"
  xmlns:wsa="http://schemas.xmlsoap.org/ws/2004/08/addressing"
  xmlns:wsman="http://schemas.dmtf.org/wbem/wsman/1/wsman.xsd">
  <s:Header>
    <wsa:Action>
      http://schemas.microsoft.com/wbem/wsman/1/windows/shell/CommandResponse
    </wsa:Action>
    <wsa:MessageID>
      uuid:6D79AA96-4656-4BDD-9716-FB68898DA396
    </wsa:MessageID>
    <wsa:To>
      http://schemas.xmlsoap.org/ws/2004/08/addressing/role/anonymous
    </wsa:To>
    <wsa:RelatesTo>uuid:F8671978-E928-49DA-ADB8-5BF97EDD9535</wsa:RelatesTo>
  </s:Header>
  <s:Body>
    <rsp:CommandResponse
      xmlns:rsp="http://schemas.microsoft.com/wbem/wsman/1/windows/shell">
      <rsp:CommandId>77df7bb6-b5a0-4777-abd9-9823c0774074</rsp:CommandId>
    </rsp:CommandResponse>
  </s:Body>
</s:Envelope>

```

### 4.8.3 Receive Output

This example shows how to receive the prompt via the stdout stream from the Del command in the previous example, as defined in section [4.8.2](#). It also receives error results through the stderr stream if the remote command fails.

#### Receive Request

```

<s:Envelope
  xmlns:s="http://www.w3.org/2003/05/soap-envelope"
  xmlns:wsa="http://schemas.xmlsoap.org/ws/2004/08/addressing"
  xmlns:wsman="http://schemas.dmtf.org/wbem/wsman/1/wsman.xsd">
  <s:Header>
    <wsa:To>
      http://localhost:80/wsman
    </wsa:To>
    <wsa:ReplyTo>
      <wsa:Address s:mustUnderstand="true">
        http://schemas.xmlsoap.org/ws/2004/08/addressing/role/anonymous
      </wsa:Address>
    </wsa:ReplyTo>
  </s:Header>
  <s:Body>
    <rsp:CommandResponse
      xmlns:rsp="http://schemas.microsoft.com/wbem/wsman/1/windows/shell">
      <rsp:CommandId>77df7bb6-b5a0-4777-abd9-9823c0774074</rsp:CommandId>
    </rsp:CommandResponse>
  </s:Body>
</s:Envelope>

```

```

    </wsa:Address>
  </wsa:ReplyTo>
  <wsa:Action s:mustUnderstand="true">
    http://schemas.microsoft.com/wbem/wsman/1/windows/shell/Receive
  </wsa:Action>
  <wsman:MaxEnvelopeSize s:mustUnderstand="true">
    153600
  </wsman:MaxEnvelopeSize>
  <wsa:MessageID>uuid:D384DEF8-351E-41F0-B3DA-C91BE1A58A09</wsa:MessageID>
  <wsman:Locale xml:lang="en-US" s:mustUnderstand="false" />
  <wsman:ResourceURI
    xmlns:wsman="http://schemas.dmtf.org/wbem/wsman/1/wsman.xsd">
    http://schemas.microsoft.com/wbem/wsman/1/windows/shell/cmd
  </wsman:ResourceURI>
  <wsman:SelectorSet
    xmlns:wsman="http://schemas.dmtf.org/wbem/wsman/1/wsman.xsd"
    xmlns="http://schemas.dmtf.org/wbem/wsman/1/wsman.xsd">
    <wsman:Selector Name="ShellId">
      uuid:0A442A7F-4627-43AE-8751-900B509F0A1F
    </wsman:Selector>
  </wsman:SelectorSet>
  <wsman:OperationTimeout>PT60.000S</wsman:OperationTimeout>
</s:Header>
<s:Body>
  <rsp:Receive
    xmlns:rsp="http://schemas.microsoft.com/wbem/wsman/1/windows/shell"
    SequenceId="0">
    <rsp:DesiredStream CommandId="77df7bb6-b5a0-4777-abd9-9823c0774074">
      stdout stderr
    </rsp:DesiredStream>
  </rsp:Receive>
</s:Body>
</s:Envelope>

```

## Receive Response

```

<s:Envelope
  xml:lang="en-US"
  xmlns:s="http://www.w3.org/2003/05/soap-envelope"
  xmlns:wsa="http://schemas.xmlsoap.org/ws/2004/08/addressing"
  xmlns:wsman="http://schemas.dmtf.org/wbem/wsman/1/wsman.xsd">
  <s:Header>
    <wsa:Action>
      http://schemas.microsoft.com/wbem/wsman/1/windows/shell/ReceiveResponse
    </wsa:Action>
    <wsa:MessageID>
      uuid:36B5315E-6592-4512-957E-038F14C27C83</wsa:MessageID>
    <wsa:To>
      http://schemas.xmlsoap.org/ws/2004/08/addressing/role/anonymous
    </wsa:To>
    <wsa:RelatesTo>uuid:D384DEF8-351E-41F0-B3DA-C91BE1A58A09</wsa:RelatesTo>
  </s:Header>
  <s:Body>
    <rsp:ReceiveResponse
      xmlns:rsp="http://schemas.microsoft.com/wbem/wsman/1/windows/shell"
      SequenceId="0">
      <rsp:Stream

```

```

    xmlns:rsp="http://schemas.microsoft.com/wbem/wsman/1/windows/shell"
    Name="stdout"
    CommandId="77df7bb6-b5a0-4777-abd9-9823c0774074">
    ZDpcdGVtcFxdXQudHh0LCBEZWxldGUgKFkvTik/IA==
  </rsp:Stream>
  <rsp:CommandState
    xmlns:rsp="http://schemas.microsoft.com/wbem/wsman/1/windows/shell"
    State="http://schemas.microsoft.com/wbem/wsman/1/windows/shell/CommandState/Running"
    CommandId="77df7bb6-b5a0-4777-abd9-9823c0774074">
    <rsp:ExitCode>0</rsp:ExitCode>
  </rsp:CommandState>
</rsp:ReceiveResponse>
</s:Body>
</s:Envelope>

```

#### 4.8.4 Send Input

This example shows how to send the response to the prompt via the stdin stream to the Del command in the previous example, as defined in section [4.8.2](#).

##### Send Request

```

<s:Envelope
  xmlns:s="http://www.w3.org/2003/05/soap-envelope"
  xmlns:wsa="http://schemas.xmlsoap.org/ws/2004/08/addressing"
  xmlns:wsman="http://schemas.dmtf.org/wbem/wsman/1/wsman.xsd">
  <s:Header>
    <wsa:To>
      http://localhost:80/wsman
    </wsa:To>
    <wsa:ReplyTo>
      <wsa:Address s:mustUnderstand="true">
        http://schemas.xmlsoap.org/ws/2004/08/addressing/role/anonymous
      </wsa:Address>
    </wsa:ReplyTo>
    <wsa:Action s:mustUnderstand="true">
      http://schemas.microsoft.com/wbem/wsman/1/windows/shell/Send
    </wsa:Action>
    <wsman:MaxEnvelopeSize s:mustUnderstand="true">153600</wsman:MaxEnvelopeSize>
    <wsa:MessageID>uuid:F6F2CB27-2927-4750-8C9A-D1E854138F88</wsa:MessageID>
    <wsman:Locale xml:lang="en-US" s:mustUnderstand="false" />
    <wsman:ResourceURI
      xmlns:wsman="http://schemas.dmtf.org/wbem/wsman/1/wsman.xsd">
      http://schemas.microsoft.com/wbem/wsman/1/windows/shell/cmd
    </wsman:ResourceURI>
    <wsman:SelectorSet
      xmlns:wsman="http://schemas.dmtf.org/wbem/wsman/1/wsman.xsd"
      xmlns="http://schemas.dmtf.org/wbem/wsman/1/wsman.xsd">
      <wsman:Selector Name="ShellId">
        uuid:0A442A7F-4627-43AE-8751-900B509F0A1F
      </wsman:Selector>
    </wsman:SelectorSet>
    <wsman:OperationTimeout>PT60.000S</wsman:OperationTimeout>
  </s:Header>
  <s:Body>
    <rsp:Send
      xmlns:rsp="http://schemas.microsoft.com/wbem/wsman/1/windows/shell">

```

```

    <rsp:Stream
      xmlns:rsp="http://schemas.microsoft.com/wbem/wsman/1/windows/shell"
      Name="stdin" CommandId="77df7bb6-b5a0-4777-abd9-9823c0774074">
        eQ0K
      </rsp:Stream>
    </rsp:Send>
  </s:Body>
</s:Envelope>

```

## Send Response

```

<s:Envelope
  xml:lang="en-US"
  xmlns:s="http://www.w3.org/2003/05/soap-envelope"
  xmlns:wsa="http://schemas.xmlsoap.org/ws/2004/08/addressing"
  xmlns:wsmn="http://schemas.dmtf.org/wbem/wsman/1/wsman.xsd">
  <s:Header>
    <wsa:Action>
      http://schemas.microsoft.com/wbem/wsman/1/windows/shell/SendResponse
    </wsa:Action>
    <wsa:MessageID >uuid:40C8B4B3-C584-4FA9-9B6F-8A08BF3F350F</wsa:MessageID>
    <wsa:To>
      http://schemas.xmlsoap.org/ws/2004/08/addressing/role/anonymous
    </wsa:To>
    <wsa:RelatesTo>
      uuid:F6F2CB27-2927-4750-8C9A-D1E854138F88</wsa:RelatesTo>
  </s:Header>
  <s:Body>
    <rsp:SendResponse
      xmlns:rsp="http://schemas.microsoft.com/wbem/wsman/1/windows/shell">
    </rsp:SendResponse>
  </s:Body>
</s:Envelope>

```

## 4.8.5 Terminate Operation

This example shows how to use CTRL+C to terminate the command in progress.

### Signal Request

```

<s:Envelope
  xmlns:s="http://www.w3.org/2003/05/soap-envelope"
  xmlns:wsa="http://schemas.xmlsoap.org/ws/2004/08/addressing"
  xmlns:wsmn="http://schemas.dmtf.org/wbem/wsman/1/wsman.xsd">
  <s:Header>
    <wsa:To>
      http://localhost:80/wsman
    </wsa:To>
    <wsa:ReplyTo>
      <wsa:Address s:mustUnderstand="true">
        http://schemas.xmlsoap.org/ws/2004/08/addressing/role/anonymous
      </wsa:Address>
    </wsa:ReplyTo>
    <wsa:Action s:mustUnderstand="true">
      http://schemas.microsoft.com/wbem/wsman/1/windows/shell/Signal
    </wsa:Action>
  </s:Header>
  <s:Body>
    <rsp:SignalRequest
      xmlns:rsp="http://schemas.microsoft.com/wbem/wsman/1/windows/shell">
    </rsp:SignalRequest>
  </s:Body>
</s:Envelope>

```

```

</wsa:Action>
<wsman:MaxEnvelopeSize s:mustUnderstand="true">153600</wsman:MaxEnvelopeSize>
<wsa:MessageID>uuid:23F5AAD4-9501-4070-A4F8-B216782DE466</wsa:MessageID>
<wsman:Locale xml:lang="en-US" s:mustUnderstand="false"/>
<wsman:ResourceURI
  xmlns:wsman="http://schemas.dmtf.org/wbem/wsman/1/wsman.xsd">
  http://schemas.microsoft.com/wbem/wsman/1/windows/shell/cmd
</wsman:ResourceURI>
<wsman:SelectorSet xmlns:wsman="http://schemas.dmtf.org/wbem/wsman/1/wsman.xsd"
  xmlns="http://schemas.dmtf.org/wbem/wsman/1/wsman.xsd">
  <wsman:Selector Name="ShellId">
    uuid:BEF9B5F1-BC59-46C9-A48F-BF55973B9D7B
  </wsman:Selector>
</wsman:SelectorSet>
<wsman:OperationTimeout>PT60.000S</wsman:OperationTimeout>
</s:Header>
<s:Body>
  <rsp:Signal
    xmlns:rsp="http://schemas.microsoft.com/wbem/wsman/1/windows/shell"
    CommandId="3cb05d74-af20-4ff1-b318-2c6cc0f99045">
    <rsp:Code>
      http://schemas.microsoft.com/wbem/wsman/1/windows/shell/signal/ctrl_c
    </rsp:Code>
  </rsp:Signal>
</s:Body>
</s:Envelope>

```

## Signal Response

```

<s:Envelope
  xml:lang="en-US"
  xmlns:s="http://www.w3.org/2003/05/soap-envelope"
  xmlns:wsa="http://schemas.xmlsoap.org/ws/2004/08/addressing"
  xmlns:wsman="http://schemas.dmtf.org/wbem/wsman/1/wsman.xsd">
  <s:Header>
    <wsa:Action>
      http://schemas.microsoft.com/wbem/wsman/1/windows/shell/SignalResponse
    </wsa:Action>
    <wsa:MessageID>
      uuid:FE802FF2-82FD-4406-AEBF-8A9466F0DBFE
    </wsa:MessageID>
    <wsa:To>
      http://schemas.xmlsoap.org/ws/2004/08/addressing/role/anonymous
    </wsa:To>
    <wsa:RelatesTo>uuid:23F5AAD4-9501-4070-A4F8-B216782DE466</wsa:RelatesTo>
  </s:Header>
  <s:Body>
    <rsp:SignalResponse
      xmlns:rsp="http://schemas.microsoft.com/wbem/wsman/1/windows/shell">
    </rsp:SignalResponse>
  </s:Body>
</s:Envelope>

```



## 4.8.6 Enumerate Remote Shells

This examples shows how to list the open Shells by using the enum:Enumerate message. Each pull request is limited to five Shell instances, but because only one remote Shell is active at the time of the request, only one instance is returned.

### Enumerate Request

```
<s:Envelope
  xmlns:s="http://www.w3.org/2003/05/soap-envelope"
  xmlns:wsa="http://schemas.xmlsoap.org/ws/2004/08/addressing"
  xmlns:wsen="http://schemas.xmlsoap.org/ws/2004/09/enumeration"
  xmlns:wsman="http://schemas.dmtf.org/wbem/wsman/1/wsman.xsd">
  <s:Header>
    <wsa:To>http://SORINOTEST05:80/wsman</wsa:To>
    <wsman:ResourceURI s:mustUnderstand="true">
      http://schemas.microsoft.com/wbem/wsman/1/windows/shell/cmd
    </wsman:ResourceURI>
    <wsa:ReplyTo>
      <wsa:Address s:mustUnderstand="true">
        http://schemas.xmlsoap.org/ws/2004/08/addressing/role/anonymous
      </wsa:Address>
    </wsa:ReplyTo>
    <wsa:Action s:mustUnderstand="true">
      http://schemas.xmlsoap.org/ws/2004/09/enumeration/Enumerate
    </wsa:Action>
    <wsman:MaxEnvelopeSize s:mustUnderstand="true">153600</wsman:MaxEnvelopeSize>
    <wsa:MessageID>uuid:08E59736-6A1B-4560-8442-64E4D7A26EB5</wsa:MessageID>
    <wsman:Locale xml:lang="en-US" s:mustUnderstand="false" />
    <wsman:OperationTimeout>PT60.000S</wsman:OperationTimeout>
  </s:Header>
  <s:Body>
    <wsen:Enumerate>
    </wsen:Enumerate>
  </s:Body>
</s:Envelope>
```

### Enumerate Response

```
<s:Envelope
  xml:lang="en-US"
  xmlns:s="http://www.w3.org/2003/05/soap-envelope"
  xmlns:wsa="http://schemas.xmlsoap.org/ws/2004/08/addressing"
  xmlns:wsen="http://schemas.xmlsoap.org/ws/2004/09/enumeration"
  xmlns:wsman="http://schemas.dmtf.org/wbem/wsman/1/wsman.xsd">
  <s:Header>
    <wsa:Action >
      http://schemas.xmlsoap.org/ws/2004/09/enumeration/EnumerateResponse
    </wsa:Action>
    <wsa:MessageID >
      uuid:337E353D-C3EA-4021-B4BE-6BC20AEEB490
    </wsa:MessageID>
    <wsa:To>
      http://schemas.xmlsoap.org/ws/2004/08/addressing/role/anonymous
    </wsa:To>
    <wsa:RelatesTo>
```

```

        uuid:08E59736-6A1B-4560-8442-64E4D7A26EB5</wsa:RelatesTo>
    </s:Header>
    <s:Body>
        <wsen:EnumerateResponse>
            <wsen:EnumerationContext>
                uuid:F2EF0F83-D6E5-4F70-8E6B-D870551A5D9A
            </wsen:EnumerationContext>
        </wsen:EnumerateResponse>
    </s:Body>
</s:Envelope>

```

## Pull Request

```

<s:Envelope
  xmlns:s="http://www.w3.org/2003/05/soap-envelope"
  xmlns:wsa="http://schemas.xmlsoap.org/ws/2004/08/addressing"
  xmlns:wsen="http://schemas.xmlsoap.org/ws/2004/09/enumeration"
  xmlns:wsman="http://schemas.dmtf.org/wbem/wsman/1/wsman.xsd">
  <s:Header>
    <wsa:To>http://SORINOTEST05:80/wsman</wsa:To>
    <wsman:ResourceURI s:mustUnderstand="true">
      http://schemas.microsoft.com/wbem/wsman/1/windows/shell/cmd
    </wsman:ResourceURI>
    <wsa:ReplyTo>
      <wsa:Address s:mustUnderstand="true">
        http://schemas.xmlsoap.org/ws/2004/08/addressing/role/anonymous
      </wsa:Address>
    </wsa:ReplyTo>
    <wsa:Action s:mustUnderstand="true">
      http://schemas.xmlsoap.org/ws/2004/09/enumeration/Pull
    </wsa:Action>
    <wsman:MaxEnvelopeSize s:mustUnderstand="true">153600</wsman:MaxEnvelopeSize>
    <wsa:MessageID>
      uuid:BE9EDB22-23A3-489A-B025-ED7F3461E4AB</wsa:MessageID>
    <wsman:Locale xml:lang="en-US" s:mustUnderstand="false" />
    <wsman:OperationTimeout>PT60.000S</wsman:OperationTimeout>
  </s:Header>
  <s:Body>
    <wsen:Pull>
      <wsen:EnumerationContext
        xmlns:wsen="http://schemas.xmlsoap.org/ws/2004/09/enumeration">
        uuid:F2EF0F83-D6E5-4F70-8E6B-D870551A5D9A
      </wsen:EnumerationContext>
      <wsen:MaxElements>5</wsen:MaxElements>
    </wsen:Pull>
  </s:Body>
</s:Envelope>

```

## Pull Response

```

<s:Envelope
  xml:lang="en-US"

```

```

xmlns:s="http://www.w3.org/2003/05/soap-envelope"
xmlns:wsa="http://schemas.xmlsoap.org/ws/2004/08/addressing"
xmlns:wsmn="http://schemas.xmlsoap.org/ws/2004/09/enumeration"
xmlns:wsmn="http://schemas.dmtf.org/wbem/wsman/1/wsman.xsd">
<s:Header>
  <wsa:Action >
    http://schemas.xmlsoap.org/ws/2004/09/enumeration/PullResponse
  </wsa:Action>
  <wsa:MessageID >
    uuid:EAB18F1F-0D6F-4176-989B-741ADD72A933
  </wsa:MessageID>
  <wsa:To>
    http://schemas.xmlsoap.org/ws/2004/08/addressing/role/anonymous
  </wsa:To>
  <wsa:RelatesTo>uuid:BE9EDB22-23A3-489A-B025-ED7F3461E4AB</wsa:RelatesTo>
</s:Header>
<s:Body>
  <wsen:PullResponse>
    <wsen:Items>
      <rsp:Shell
        xmlns:rsp="http://schemas.microsoft.com/wbem/wsman/1/windows/shell">
        <rsp:ShellId>
          uuid:5B666291-0910-4E8F-B802-B697ACD7953D
        </rsp:ShellId>
        <rsp:Lifetime>PT28737.000S</rsp:Lifetime>
        <rsp:InputStreams>stdin</rsp:InputStreams>
        <rsp:OutputStreams>stdout stderr</rsp:OutputStreams>
        <rsp:CommandLine>
          <rsp:Command>pause</rsp:Command>
        </rsp:CommandLine>
      </rsp:Shell>
    </wsen:Items>
    <wsen:EndOfSequence/>
  </wsen:PullResponse>
</s:Body>
</s:Envelope>

```

#### 4.8.7 Retrieve Shell Instance

This example shows how to use [wst:Get](#) to retrieve the instance of the active Remote Shell.

##### Get Request

```

<s:Envelope
  xmlns:s="http://www.w3.org/2003/05/soap-envelope"
  xmlns:wsa="http://schemas.xmlsoap.org/ws/2004/08/addressing"
  xmlns:wsmn="http://schemas.dmtf.org/wbem/wsman/1/wsman.xsd">
  <s:Header>
    <wsa:To>
      http://SORINOTEST05:80/wsman
    </wsa:To>
    <wsman:ResourceURI s:mustUnderstand="true">
      http://schemas.microsoft.com/wbem/wsman/1/windows/shell/cmd
    </wsman:ResourceURI>
    <wsa:ReplyTo>
      <wsa:Address s:mustUnderstand="true">
        http://schemas.xmlsoap.org/ws/2004/08/addressing/role/anonymous
      </wsa:Address>
    </wsa:ReplyTo>
  </s:Header>
  <s:Body>
    <wst:Get>
      <wst:InstanceID>
        http://schemas.xmlsoap.org/ws/2004/09/enumeration/Shell
      </wst:InstanceID>
    </wst:Get>
  </s:Body>
</s:Envelope>

```

```

    </wsa:Address>
  </wsa:ReplyTo>
  <wsa:Action s:mustUnderstand="true">
    http://schemas.xmlsoap.org/ws/2004/09/transfer/Get
  </wsa:Action>
  <wsman:MaxEnvelopeSize s:mustUnderstand="true">153600</wsman:MaxEnvelopeSize>
  <wsa:MessageID>uuid:968C6C1D-7FBE-4E24-A160-A3F298ABE0DA</wsa:MessageID>
  <wsman:Locale xml:lang="en-US" s:mustUnderstand="false" />
  <wsman:SelectorSet>
    <wsman:Selector Name="ShellId">
      uuid:5B666291-0910-4E8F-B802-B697ACD7953D
    </wsman:Selector>
  </wsman:SelectorSet>
  <wsman:OperationTimeout>
    PT60.000S
  </wsman:OperationTimeout>
</s:Header>
<s:Body></s:Body>
</s:Envelope>

```

## Get Response

```

<s:Envelope
  xml:lang="en-US"
  xmlns:s="http://www.w3.org/2003/05/soap-envelope"
  xmlns:wsa="http://schemas.xmlsoap.org/ws/2004/08/addressing"
  xmlns:wsman="http://schemas.dmtf.org/wbem/wsman/1/wsman.xsd">
  <s:Header>
    <wsa:Action>
      http://schemas.xmlsoap.org/ws/2004/09/transfer/GetResponse
    </wsa:Action>
    <wsa:MessageID>uuid:57B22E63-725A-424B-99A2-3795112A8701</wsa:MessageID>
    <wsa:To>
      http://schemas.xmlsoap.org/ws/2004/08/addressing/role/anonymous
    </wsa:To>
    <wsa:RelatesTo>uuid:968C6C1D-7FBE-4E24-A160-A3F298ABE0DA</wsa:RelatesTo>
  </s:Header>
  <s:Body>
    <rsp:Shell
      xmlns:rsp="http://schemas.microsoft.com/wbem/wsman/1/windows/shell">
      <rsp:ShellId>
        uuid:5B666291-0910-4E8F-B802-B697ACD7953D
      </rsp:ShellId>
      <rsp:Lifetime>PT27993.000S</rsp:Lifetime>
      <rsp:InputStreams>stdin</rsp:InputStreams>
      <rsp:OutputStreams>stdout stderr</rsp:OutputStreams>
      <rsp:CommandLine>
        <rsp:Command>pause</rsp:Command>
      </rsp:CommandLine>
    </rsp:Shell>
  </s:Body>
</s:Envelope>

```

## 4.8.8 Delete Shell

This example shows how to delete the active Shell instance by using the [wst:Delete](#) message.

### Delete Request

```
<s:Envelope
  xmlns:s="http://www.w3.org/2003/05/soap-envelope"
  xmlns:wsa="http://schemas.xmlsoap.org/ws/2004/08/addressing"
  xmlns:wsmn="http://schemas.dmtf.org/wbem/wsman/1/wsman.xsd">
  <s:Header>
    <wsa:To>
      http://localhost:80/wsman
    </wsa:To>
    <wsa:ReplyTo>
      <wsa:Address s:mustUnderstand="true">
        http://schemas.xmlsoap.org/ws/2004/08/addressing/role/anonymous
      </wsa:Address>
    </wsa:ReplyTo>
    <wsa:Action s:mustUnderstand="true">
      http://schemas.xmlsoap.org/ws/2004/09/transfer/Delete
    </wsa:Action>
    <wsman:MaxEnvelopeSize s:mustUnderstand="true">153600</wsman:MaxEnvelopeSize>
    <wsa:MessageID>uuid:B1C2D82D-A3BC-42A8-9A61-0664003AA97C</wsa:MessageID>
    <wsman:Locale xml:lang="en-US" s:mustUnderstand="false" />
    <wsman:ResourceURI
      xmlns:wsmn="http://schemas.dmtf.org/wbem/wsman/1/wsman.xsd">
      http://schemas.microsoft.com/wbem/wsman/1/windows/shell/cmd
    </wsman:ResourceURI>
    <wsman:SelectorSet xmlns:wsmn="http://schemas.dmtf.org/wbem/wsman/1/wsman.xsd"
      xmlns="http://schemas.dmtf.org/wbem/wsman/1/wsman.xsd">
      <wsman:Selector Name="ShellId">
        uuid:1C5CCAB0-F418-44D8-9C43-E42AA1D5150C
      </wsman:Selector>
    </wsman:SelectorSet>
    <wsman:OperationTimeout>PT60.000S</wsman:OperationTimeout>
  </s:Header>
  <s:Body></s:Body>
</s:Envelope>
```

### Delete Response

```
<s:Envelope
  xml:lang="en-US"
  xmlns:s="http://www.w3.org/2003/05/soap-envelope"
  xmlns:wsa="http://schemas.xmlsoap.org/ws/2004/08/addressing"
  xmlns:wsmn="http://schemas.dmtf.org/wbem/wsman/1/wsman.xsd">
  <s:Header>
    <wsa:Action >
      http://schemas.xmlsoap.org/ws/2004/09/transfer/DeleteResponse
    </wsa:Action>
    <wsa:MessageID >
      uuid:4295A44D-6225-4BB5-BE51-4AE24241CE23
    </wsa:MessageID>
    <wsa:To>
      http://schemas.xmlsoap.org/ws/2004/08/addressing/role/anonymous
    </wsa:To>
  </s:Header>
  <s:Body></s:Body>
</s:Envelope>
```

```

    </wsa:To>
    <wsa:RelatesTo>uuid:B1C2D82D-A3BC-42A8-9A61-0664003AA97C</wsa:RelatesTo>
  </s:Header>
<s:Body></s:Body>
</s:Envelope>

```

## 4.9 Custom Remote Shell Examples

### 4.9.1 Custom Remote Shell Configuration Table Setup

#### Create

```

<s:Envelope
  xmlns:s="http://www.w3.org/2003/05/soap-envelope"
  xmlns:wsa="http://schemas.xmlsoap.org/ws/2004/08/addressing"
  xmlns:wsman="http://schemas.dmtf.org/wbem/wsman/1/wsman.xsd">
  <s:Header>
    <wsa:To>http://432829J04-19D:80/wsman</wsa:To>
    <wsman:ResourceURI a:mustUnderstand="true">
http://schemas.microsoft.com/wbem/wsman/1/config/winrs/customremoteshell
    </wsman:ResourceURI>
    <wsa:ReplyTo>
      <wsa:Address s:mustUnderstand="true">
http://schemas.xmlsoap.org/ws/2004/08/addressing/role/anonymous
      </wsa:Address>
    </wsa:ReplyTo>
    <wsa:Action s:mustUnderstand="true">
      http://schemas.xmlsoap.org/ws/2004/09/transfer/Create
    </wsa:Action>
    <wsman:MaxEnvelopeSize s:mustUnderstand="true">153600</wsman:MaxEnvelopeSize>
    <wsa:MessageID>uuid:516D85A5-D661-4169-861F-B165E7F00381</wsa:MessageID>
    <wsman:Locale xml:lang="en-US" s:mustUnderstand="false" />
    <wsman:SelectorSet>
      <wsman:Selector Name="uri">
http://schemas.microsoft.com/wbem/wsman/1/windows/shell/test
      </wsman:Selector>
    </wsman:SelectorSet>
    <wsman:OperationTimeout>PT60.000S</wsman:OperationTimeout>
  </s:Header>
  <s:Body>
    <p:customremoteshell
  xmlns:p="http://schemas.microsoft.com/wbem/wsman/1/config/winrs/customremoteshell.xsd"
    >
      <p:Shell>C:\WINDOWS\system32\Stdin2Stdout.exe</p:Shell>
      <p:Arguments>-light</p:Arguments>
    </p:customremoteshell>
  </s:Body>
</s:Envelope>

```

#### Create Response

```

<s:Envelope xml:lang="en-US"
  xmlns:s="http://www.w3.org/2003/05/soap-envelope"
  xmlns:wsa="http://schemas.xmlsoap.org/ws/2004/08/addressing"

```

```

xmlns:wsman="http://schemas.dmtf.org/wbem/wsman/1/wsman.xsd">
  <s:Header>
    <wsa:Action>
      http://schemas.xmlsoap.org/ws/2004/09/transfer/CreateResponse
    </wsa:Action>
    <wsa:MessageID>
      uuid:1C7F8309-26D8-40AC-BD7F- D2AE5DD7325C
    </wsa:MessageID>
    <wsa:To>
      http://schemas.xmlsoap.org/ws/2004/08/addressing/role/anonymous
    </wsa:To>
    <wsa:RelatesTo>
      uuid:516D85A5-D661-4169-861F-B165E7F00381
    </wsa:RelatesTo>
  </s:Header>
  <s:Body>
    <wst:ResourceCreated
      xmlns:wst="http://schemas.xmlsoap.org/ws/2004/09/transfer"
      xmlns:wsa="http://schemas.xmlsoap.org/ws/2004/08/addressing"
      xmlns:wsman="http://schemas.dmtf.org/wbem/wsman/1/wsman.xsd">
      <wsa:Address>
        http://schemas.xmlsoap.org/ws/2004/08/addressing/role/anonymous
      </wsa:Address>
      <wsa:ReferenceParameters>
        <wsman:ResourceURI>
http://schemas.microsoft.com/wbem/wsman/1/config/winrs/customremoteshell
        </wsman:ResourceURI>
        <wsman:SelectorSet>
          <wsman:Selector Name="uri">
http://schemas.microsoft.com/wbem/wsman/1/windows/shell/test
          </wsman:Selector>
        </wsman:SelectorSet>
      </wsa:ReferenceParameters>
    </wst:ResourceCreated>
  </s:Body>
</s:Envelope>

```

## 4.9.2 Custom Shell Create

### Create

```

<s:Envelope
  xmlns:s="http://www.w3.org/2003/05/soap-envelope"
  xmlns:wsa="http://schemas.xmlsoap.org/ws/2004/08/addressing"
  xmlns:wsman="http://schemas.dmtf.org/wbem/wsman/1/wsman.xsd">
  <s:Header>
    <wsa:To>http://432829j04-19d.MIG.NET:80/wsman</wsa:To>
    <wsman:ResourceURI s:mustUnderstand="true">
      http://schemas.microsoft.com/wbem/wsman/1/windows/shell/test
    </wsman:ResourceURI>
    <wsa:ReplyTo>
      <wsa:Address s:mustUnderstand="true">
        http://schemas.xmlsoap.org/ws/2004/08/addressing/role/anonymous
      </wsa:Address>
    </wsa:ReplyTo>
    <wsa:Action s:mustUnderstand="true">
      http://schemas.xmlsoap.org/ws/2004/09/transfer/Create
    </wsa:Action>
  </s:Header>
  <s:Body>
    <wst:ResourceCreated
      xmlns:wst="http://schemas.xmlsoap.org/ws/2004/09/transfer"
      xmlns:wsa="http://schemas.xmlsoap.org/ws/2004/08/addressing"
      xmlns:wsman="http://schemas.dmtf.org/wbem/wsman/1/wsman.xsd">
      <wsa:Address>
        http://schemas.xmlsoap.org/ws/2004/08/addressing/role/anonymous
      </wsa:Address>
      <wsa:ReferenceParameters>
        <wsman:ResourceURI>
http://schemas.microsoft.com/wbem/wsman/1/config/winrs/customremoteshell
        </wsman:ResourceURI>
        <wsman:SelectorSet>
          <wsman:Selector Name="uri">
http://schemas.microsoft.com/wbem/wsman/1/windows/shell/test
          </wsman:Selector>
        </wsman:SelectorSet>
      </wsa:ReferenceParameters>
    </wst:ResourceCreated>
  </s:Body>
</s:Envelope>

```

```

    </wsa:Action>
    <wsman:MaxEnvelopeSize s:mustUnderstand="true">153600</wsman:MaxEnvelopeSize>
    <wsa:MessageID>uuid:22AFDD56-B645-4750-91ED-B909CB4CC938</wsa:MessageID>
    <wsman:Locale xml:lang="en-US" s:mustUnderstand="false" />
    <wsman:OperationTimeout>PT60.000S</wsman:OperationTimeout>
</s:Header>
<s:Body>
  <rsp:Shell
    xmlns:rsp="http://schemas.microsoft.com/wbem/wsman/1/windows/shell">
    <rsp:Environment>
      <rsp:Variable Name="WinRSClientGuid">
        7988584e-d748-4ba4-9cfa-7688258fc346
      </rsp:Variable>
    </rsp:Environment>
    <rsp:InputStreams>stdin</rsp:InputStreams>
    <rsp:OutputStreams>stdout stderr</rsp:OutputStreams>
  </rsp:Shell>
</s:Body>
</s:Envelope>

```

## Create Response

```

<s:Envelope xml:lang="en-US"
  xmlns:s="http://www.w3.org/2003/05/soap-envelope"
  xmlns:wsa="http://schemas.xmlsoap.org/ws/2004/08/addressing"
  xmlns:wsman="http://schemas.dmtf.org/wbem/wsman/1/wsman.xsd">
  <s:Header>
    <wsa:Action>
      http://schemas.xmlsoap.org/ws/2004/09/transfer/CreateResponse
    </wsa:Action>
    <wsa:MessageID>uuid:E9A51D9D-A97F-47AC-A46D-052F8C0DEA10</wsa:MessageID>
    <wsa:To>
      http://schemas.xmlsoap.org/ws/2004/08/addressing/role/anonymous
    </wsa:To>
    <wsa:RelatesTo>uuid:22AFDD56-B645-4750-91ED-B909CB4CC938</wsa:RelatesTo>
  </s:Header>
  <s:Body>
    <x:ResourceCreated
      xmlns:wsman="http://schemas.dmtf.org/wbem/wsman/1/wsman.xsd"
      xmlns:wsa="http://schemas.xmlsoap.org/ws/2004/08/addressing"
      xmlns:x="http://schemas.xmlsoap.org/ws/2004/09/transfer"
      xmlns:rsp="http://schemas.microsoft.com/wbem/wsman/1/windows/shell">
      <wsa:Address>
        http://schemas.xmlsoap.org/ws/2004/08/addressing/role/anonymous
      </wsa:Address>
      <wsa:ReferenceParameters>
        <wsman:ResourceURI>
          http://schemas.microsoft.com/wbem/wsman/1/windows/shell/test
        </wsman:ResourceURI>
        <wsman:SelectorSet>
          <wsman:Selector Name="ShellId">
            uuid:4573BCA4-B667-4A84-BB06-AE5994B4395A
          </wsman:Selector>
        </wsman:SelectorSet>
      </wsa:ReferenceParameters>
    </x:ResourceCreated>
  </s:Body>

```



```
</s:Envelope>
```

### 4.9.3 Custom Shell Send

#### Send

```
<s:Envelope
  xmlns:s="http://www.w3.org/2003/05/soap-envelope"
  xmlns:wsa="http://schemas.xmlsoap.org/ws/2004/08/addressing"
  xmlns:wsman="http://schemas.dmtf.org/wbem/wsman/1/wsman.xsd">
  <s:Header>
    <wsa:To>http://432829j04-19d.MIG.NET:80/wsman</wsa:To>
    <wsa:ReplyTo>
      <wsa:Address s:mustUnderstand="true">
        http://schemas.xmlsoap.org/ws/2004/08/addressing/role/anonymous
      </wsa:Address>
    </wsa:ReplyTo>
    <wsa:Action s:mustUnderstand="true">
      http://schemas.microsoft.com/wbem/wsman/1/windows/shell/Send
    </wsa:Action>
    <wsman:MaxEnvelopeSize s:mustUnderstand="true">153600</wsman:MaxEnvelopeSize>
    <wsa:MessageID>uuid:A216A4A8-BDFD-44C1-8CA5-8CD8558D09C0</wsa:MessageID>
    <wsman:Locale xml:lang="en-US" s:mustUnderstand="false" />
    <wsman:ResourceURI
      xmlns:wsman="http://schemas.dmtf.org/wbem/wsman/1/wsman.xsd">
      http://schemas.microsoft.com/wbem/wsman/1/windows/shell/test
    </wsman:ResourceURI>
    <wsman:SelectorSet
      xmlns:wsman="http://schemas.dmtf.org/wbem/wsman/1/wsman.xsd"
      xmlns="http://schemas.dmtf.org/wbem/wsman/1/wsman.xsd">
      <wsman:Selector Name="ShellId">
        uuid:664AB94A-8B67-4544-8DD0-44AD39D06816
      </wsman:Selector>
    </wsman:SelectorSet>
    <wsman:OperationTimeout>PT60.000S</wsman:OperationTimeout>
  </s:Header>
  <s:Body>
    <rsp:Send
      xmlns:rsp="http://schemas.microsoft.com/wbem/wsman/1/windows/shell">
      <rsp:Stream
        xmlns:rsp="http://schemas.microsoft.com/wbem/wsman/1/windows/shell"
        Name="stdin" End="true">
        SAB1AGwAbABvACwAIAB3AG8AcgBsAGQAIQA=
      </rsp:Stream>
    </rsp:Send>
  </s:Body>
</s:Envelope>
```

#### Send Response

```
<s:Envelope xml:lang="en-US"
  xmlns:s="http://www.w3.org/2003/05/soap-envelope"
  xmlns:wsa="http://schemas.xmlsoap.org/ws/2004/08/addressing"
  xmlns:wsman="http://schemas.dmtf.org/wbem/wsman/1/wsman.xsd">
  <s:Header>
```

```

    <wsa:Action>
http://schemas.microsoft.com/wbem/wsman/1/windows/shell/SendResponse
    </wsa:Action>
    <wsa:MessageID>uuid:0CAE63BA-655B-469E-B245-F6F248C85430</wsa:MessageID>
    <wsa:To>
http://schemas.xmlsoap.org/ws/2004/08/addressing/role/anonymous
    </wsa:To>
    <wsa:RelatesTo>uuid:A216A4A8-BDFD-44C1-8CA5-8CD8558D09C0</wsa:RelatesTo>
</s:Header>
<s:Body>
    <rsp:SendResponse
        xmlns:rsp="http://schemas.microsoft.com/wbem/wsman/1/windows/shell">
    </rsp:SendResponse>
</s:Body>
</s:Envelope>

```

## 4.9.4 Custom Shell Receive

### Receive

```

<s:Envelope
  xmlns:s="http://www.w3.org/2003/05/soap-envelope"
  xmlns:wsa="http://schemas.xmlsoap.org/ws/2004/08/addressing"
  xmlns:wsman="http://schemas.dmtf.org/wbem/wsman/1/wsman.xsd">
  <s:Header>
    <wsa:To>http://432829j04-19d.MIG.NET:80/wsman</wsa:To>
    <wsman:ResourceURI s:mustUnderstand="true">
      http://schemas.microsoft.com/wbem/wsman/1/windows/shell/test
    </wsman:ResourceURI>
    <wsa:ReplyTo>
      <wsa:Address s:mustUnderstand="true">
http://schemas.xmlsoap.org/ws/2004/08/addressing/role/anonymous
      </wsa:Address>
    </wsa:ReplyTo>
    <wsa:Action s:mustUnderstand="true">
      http://schemas.microsoft.com/wbem/wsman/1/windows/shell/Receive
    </wsa:Action>
    <wsman:MaxEnvelopeSize s:mustUnderstand="true">153600</wsman:MaxEnvelopeSize>
    <wsa:MessageID>uuid:C135739B-17C1-418B-BE0D-FD6025539695</wsa:MessageID>
    <wsman:Locale xml:lang="en-US" s:mustUnderstand="false" />
    <wsman:SelectorSet>
      <wsman:Selector Name="ShellId">
        uuid:4573BCA4-B667-4A84-BB06-AE5994B4395A
      </wsman:Selector>
    </wsman:SelectorSet>
    <wsman:OptionSet xmlns:xsi="http://www.w3.org/2001/XMLSchema-instance">
      <wsman:Option Name="WSMAN_CMDSHELL_OPTION_KEEPALIVE">TRUE</wsman:Option>
    </wsman:OptionSet>
  </s:Header>
  <s:Body>
    <rsp:Receive
      xmlns:rsp="http://schemas.microsoft.com/wbem/wsman/1/windows/shell"
      SequenceId="0">
      <rsp:DesiredStream>stdout stderr</rsp:DesiredStream>
    </rsp:Receive>
  </s:Body>

```

</s:Envelope>

## Receive Response

```
<s:Envelope xml:lang="en-US"
  xmlns:s="http://www.w3.org/2003/05/soap-envelope"
  xmlns:wsa="http://schemas.xmlsoap.org/ws/2004/08/addressing"
  xmlns:wsmn="http://schemas.dmtf.org/wbem/wsman/1/wsman.xsd">
  <s:Header>
    <wsa:Action>
      http://schemas.microsoft.com/wbem/wsman/1/windows/shell/ReceiveResponse
    </wsa:Action>
    <wsa:MessageID>uuid:A4FEDB22-489D-42CD-8C1B-2110A79E47FD</wsa:MessageID>
    <wsa:To>
      http://schemas.xmlsoap.org/ws/2004/08/addressing/role/anonymous
    </wsa:To>
    <wsa:RelatesTo>uuid:C135739B-17C1-418B-BE0D-FD6025539695</wsa:RelatesTo>
  </s:Header>
  <s:Body>
    <rsp:ReceiveResponse
      xmlns:rsp="http://schemas.microsoft.com/wbem/wsman/1/windows/shell"
      SequenceId="0">
      <rsp:Stream
        xmlns:rsp="http://schemas.microsoft.com/wbem/wsman/1/windows/shell"
        Name="stdout">
        SA==
      </rsp:Stream>
      <rsp:CommandState
        xmlns:rsp="http://schemas.microsoft.com/wbem/wsman/1/windows/shell"
        State="http://schemas.microsoft.com/wbem/wsman/1/windows/shell/CommandState/Pending"
      >
        <rsp:ExitCode>0</rsp:ExitCode>
      </rsp:CommandState>
      <rsp:Stream
        xmlns:rsp="http://schemas.microsoft.com/wbem/wsman/1/windows/shell"
        Name="stderr" End="true">
      </rsp:Stream>
      <rsp:Stream
        xmlns:rsp="http://schemas.microsoft.com/wbem/wsman/1/windows/shell"
        Name="stdout">
        AGUAbABsAG8ALAAgAHcAbwByAGwAZAAhAA==
      </rsp:Stream>
      <rsp:CommandState
        xmlns:rsp="http://schemas.microsoft.com/wbem/wsman/1/windows/shell"
        State="http://schemas.microsoft.com/wbem/wsman/1/windows/shell/CommandState/Done"
      >
        <rsp:ExitCode>0</rsp:ExitCode>
      </rsp:CommandState>
    </rsp:ReceiveResponse>
  </s:Body>
</s:Envelope>
```

## 4.9.5 Custom Shell Delete

### Delete

```
<s:Envelope
  xmlns:s="http://www.w3.org/2003/05/soap-envelope"
  xmlns:wsa="http://schemas.xmlsoap.org/ws/2004/08/addressing"
  xmlns:wsman="http://schemas.dmtf.org/wbem/wsman/1/wsman.xsd">
  <s:Header>
    <wsa:To>http://432829j04-19d.MIG.NET:80/wsman</wsa:To>
    <wsa:ReplyTo>
      <wsa:Address s:mustUnderstand="true">
        http://schemas.xmlsoap.org/ws/2004/08/addressing/role/anonymous
      </wsa:Address>
    </wsa:ReplyTo>
    <wsa:Action s:mustUnderstand="true">
      http://schemas.xmlsoap.org/ws/2004/09/transfer/Delete
    </wsa:Action>
    <wsman:MaxEnvelopeSize s:mustUnderstand="true">153600</wsman:MaxEnvelopeSize>
    <wsa:MessageID>uuid:801DA636-5722-4709-8C41-80CCCF24667B</wsa:MessageID>
    <wsman:Locale xml:lang="en-US" s:mustUnderstand="false" />
    <wsman:ResourceURI
      xmlns:wsman="http://schemas.dmtf.org/wbem/wsman/1/wsman.xsd">
      http://schemas.microsoft.com/wbem/wsman/1/windows/shell/test
    </wsman:ResourceURI>
    <wsman:SelectorSet
      xmlns:wsman="http://schemas.dmtf.org/wbem/wsman/1/wsman.xsd"
      xmlns="http://schemas.dmtf.org/wbem/wsman/1/wsman.xsd">
      <wsman:Selector Name="ShellId">
        uuid:3F9B9350-5F21-4C4F-A2F0-A6FD33B94D75
      </wsman:Selector>
    </wsman:SelectorSet>
    <wsman:OperationTimeout>PT60.000S</wsman:OperationTimeout>
  </s:Header>
  <s:Body>
  </s:Body>
</s:Envelope>
```

### Delete Response

```
<s:Envelope
  xml:lang="en-US"
  xmlns:s="http://www.w3.org/2003/05/soap-envelope"
  xmlns:wsa="http://schemas.xmlsoap.org/ws/2004/08/addressing"
  xmlns:wsman="http://schemas.dmtf.org/wbem/wsman/1/wsman.xsd">
  <s:Header>
    <wsa:Action>
      http://schemas.xmlsoap.org/ws/2004/09/transfer/DeleteResponse
    </wsa:Action>
    <wsa:MessageID>uuid:CB899D4F-0161-4FFD-B696-FB26B467AF44</wsa:MessageID>
    <wsa:To>
      http://schemas.xmlsoap.org/ws/2004/08/addressing/role/anonymous
    </wsa:To>
    <wsa:RelatesTo>uuid:801DA636-5722-4709-8C41-80CCCF24667B</wsa:RelatesTo>
  </s:Header>
  <s:Body>
```

```
</s:Body>
</s:Envelope>
```

## 4.10 Selector Filter Dialect Example

Here is the example of the message using Selector Filter Dialect.

```
<s:Envelope
  xmlns:s="http://www.w3.org/2003/05/soap-envelope"
  xmlns:wsa="http://schemas.xmlsoap.org/ws/2004/08/addressing"
  xmlns:wse="http://schemas.xmlsoap.org/ws/2004/09/enumeration"
  xmlns:wsm="http://schemas.dmtf.org/wbem/wsman/1/wsman.xsd">
  <s:Header>
    <wsa:To>http://myhost/wsman</wsa:To>
    <wsm:ResourceURI s:mustUnderstand="true">
      http://schemas.microsoft.com/wbem/wsman/1/wmi/root/cimv2/Win32_Service
    </wsm:ResourceURI>
    <wsa:ReplyTo>
      <wsa:Address s:mustUnderstand="true">
        http://schemas.xmlsoap.org/ws/2004/08/addressing/role/anonymous
      </wsa:Address>
    </wsa:ReplyTo>
    <wsa:Action s:mustUnderstand="true">
      http://schemas.xmlsoap.org/ws/2004/09/enumeration/Enumerate
    </wsa:Action>
    <wsa:MessageID>uuid:B0AA1D80-F74F-4C39-8280-66273FB14D07</wsa:MessageID>
  </s:Header>
  <s:Body>
    <wse:Enumerate>
      <wsm:Filter
        Dialect="http://schemas.dmtf.org/wbem/wsman/1/wsman/SelectorFilter">
        <wsm:SelectorSet>
          <wsa:Selector Name="StartMode">Auto</wsa:Selector>
          <wsa:Selector Name="State">Stopped</wsa:Selector>
        </wsm:SelectorSet>
      </wsm:Filter>
    </wse:Enumerate>
  </s:Body>
</s:Envelope>
```

## 4.11 Fault Detail

In this section, an example of fault detail is shown. A Get request with an invalid resource URI is sent, resulting in a fault.

### Get Request

```
<s:Envelope
  xmlns:s="http://www.w3.org/2003/05/soap-envelope"
  xmlns:wsa="http://schemas.xmlsoap.org/ws/2004/08/addressing"
  xmlns:wsm="http://schemas.dmtf.org/wbem/wsman/1/wsman.xsd">
  <s:Header>
    <wsa:To>http://localhost:80/wsman</wsa:To>
    <wsm:ResourceURI s:mustUnderstand="true">
      http://schemas.microsoft.com/wbem/wsman/1/wmi/root/cimv2/win32_nosuchclass
    </wsm:ResourceURI>
  </s:Header>
  <s:Body>
    <wsm:Get>
      <wsm:ResourceURI s:mustUnderstand="true">
        http://schemas.microsoft.com/wbem/wsman/1/wmi/root/cimv2/win32_nosuchclass
      </wsm:ResourceURI>
    </wsm:Get>
  </s:Body>
</s:Envelope>
```

```

    </wsman:ResourceURI>
    <wsa:ReplyTo>
      <wsa:Address s:mustUnderstand="true">
http://schemas.xmlsoap.org/ws/2004/08/addressing/role/anonymous
      </wsa:Address>
    </wsa:ReplyTo>
    <wsa:Action s:mustUnderstand="true">
      http://schemas.xmlsoap.org/ws/2004/09/transfer/Get
    </wsa:Action>
    <wsman:MaxEnvelopeSize s:mustUnderstand="true">
      51200
    </wsman:MaxEnvelopeSize>
    <wsa:MessageID>
      uuid:B2C3F241-1C90-4B91-9D66-EEA0DEB81879
    </wsa:MessageID>
    <wsman:OperationTimeout>PT60.000S</wsman:OperationTimeout>
  </s:Header>
  <s:Body/>
</s:Envelope>

```

## Fault Response

```

<s:Envelope
  xml:lang="en-US"
  xmlns:s="http://www.w3.org/2003/05/soap-envelope"
  xmlns:wsa="http://schemas.xmlsoap.org/ws/2004/08/addressing"
  xmlns:wsman="http://schemas.dmtf.org/wbem/wsman/1/wsman.xsd">
  <s:Header>
    <wsa:Action s:mustUnderstand="true">
      http://schemas.xmlsoap.org/ws/2004/08/addressing/fault
    </wsa:Action>
    <wsa:MessageID s:mustUnderstand="true">
      uuid:F6968902-D4EA-4B50-9F6E-DECCFBA1BDFD
    </wsa:MessageID>
    <wsa:To>
      http://schemas.xmlsoap.org/ws/2004/08/addressing/role/anonymous
    </wsa:To>
    <wsa:RelatesTo s:mustUnderstand="true">
      uuid:B2C3F241-1C90-4B91-9D66-EEA0DEB81879
    </wsa:RelatesTo>
  </s:Header>
  <s:Body>
    <s:Fault>
      <s:Code>
        <s:Value>s:Sender</s:Value>
        <s:Subcode>
          <s:Value>a:DestinationUnreachable</s:Value>
        </s:Subcode>
      </s:Code>
      <s:Reason>
        <s:Text xml:lang="en-US">
          The WS-Management service cannot process the request.
          The service cannot find the resource identified by the
          resource URI and selectors.
        </s:Text>
      </s:Reason>
    </s:Fault>
  </s:Body>
</s:Envelope>

```

```

        <wsman:FaultDetail>
            wsman:FaultDetail/ResourceNotFound
        </wsman:FaultDetail>
    </f:WSManFault>
    xmlns:f="http://schemas.microsoft.com/wbem/wsman/1/wsmanfault"
    Code="32768" Machine="http://localhost:80/wsman">
        <f:Message>
            <f:ProviderFault
                providerId="D9A2A039-A4B3-4A70-8CB9-8D7714EAD776">
                <f:WSManFault
                    xmlns:f="http://schemas.microsoft.com/wbem/wsman/1/wsmanfault"
                    Code="32768" Machine="">
                    <f:Message>The WS-Management service cannot
                        process the request. The service cannot
                        find the resource identified by the
                        resource URI and selectors.</f:Message>
                    </f:WSManFault>
                </f:ProviderFault>
            </f:Message>
        </f:WSManFault>
    </s:Detail>
</s:Fault>
</s:Body>
</s:Envelope>

```

## 5 Security

The following sections specify security considerations for implementers of Web Services Management Protocol Extensions for Windows Vista.

### 5.1 Security Considerations for Implementers

The Web Services Management Protocol Extensions for Windows Vista uses the WS-Management Security Profiles, as specified in [\[DMTF-DSP0226\]](#) Annex C.3.

The Web Services Management Protocol Extensions for Windows Vista service must authenticate the request by using one of the configured security profiles. See section [2.2.4.30](#) and section [3.1.4.1.29.2](#) for more information on configured profiles.

The Web Services Management Protocol Extensions for Windows Vista service must authorize the request by using the RootSDDL configuration setting specified in [Server Configuration Data Types \(section 2.2.4.2\)](#).

The Web Services Management Protocol Extensions for Windows Vista clients must implement the following security profiles:

- wsman:secprofile/http/basic, as specified in [\[DMTF-DSP0226\]](#) Annex C.3.1.
- wsman:secprofile/https/basic, as specified in [\[DMTF-DSP0226\]](#) Annex C.3.3.
- wsman:secprofile/https/mutual, specified in [\[DMTF-DSP0226\]](#) Annex C.3.5.
- wsman:secprofile/https/spnego-kerberos, as specified in [\[DMTF-DSP0226\]](#) Annex C.3.8.
- wsman:secprofile/http/spnego-kerberos, as specified in [\[DMTF-DSP0226\]](#) Annex C.3.10.
- wsman:secprofile/http/digest, as specified in [\[DMTF-DSP0226\]](#) Annex C.3.2.
- wsman:secprofile/https/digest, as specified in [\[DMTF-DSP0226\]](#) Annex C.3.4.

The Web Services Management Protocol Extensions for Windows Vista service must implement the following security profiles:

- wsman:secprofile/http/basic specified in [\[DMTF-DSP0226\]](#) Annex C.3.1.
- wsman:secprofile/https/basic specified in [\[DMTF-DSP0226\]](#) Annex C.3.3.
- wsman:secprofile/https/mutual, specified in [\[DMTF-DSP0226\]](#) Annex C.3.5.
- wsman:secprofile/https/spnego-kerberos specified in [\[DMTF-DSP0226\]](#) Annex C.3.8.
- wsman:secprofile/http/spnego-kerberos specified in [\[DMTF-DSP0226\]](#) Annex C.3.10. <97><98>

The Web Services Management Protocol Extensions for Windows Vista service may implement the following security profiles:

- wsman:secprofile/http/digest, as specified in [\[DMTF-DSP0226\]](#) Annex C.3.2.
- wsman:secprofile/https/digest, as specified in [\[DMTF-DSP0226\]](#) Annex C.3.4.



## 5.2 Index of Security Parameters

Security parameter	Section
Transport	Section <a href="#">2.1</a>
Authentication Type	Section <a href="#">2.2.4.1</a>
CertMappingType	Section <a href="#">2.2.4.3</a>
ClientAuthType	Section <a href="#">2.2.4.4</a>
AllowUnencrypted	Sections <a href="#">2.2.4.6</a> and <a href="#">2.2.4.32</a>
TrustedHosts	Section <a href="#">2.2.4.6</a>
SecurityType	Section <a href="#">2.2.4.26</a>
ServiceAuthType	Section <a href="#">2.2.4.30</a>
Server Configuration Data Types	Section <a href="#">2.2.4.32</a>
ServiceType	Section <a href="#">2.2.4.32</a>
Encrypted Message Types	Section <a href="#">2.2.9.1</a>
Server Configuration	Section <a href="#">3.1.4.1.29</a>

## 6 Appendix A: Full WSDL

For ease of implementation, this section provides the full WSDL. The syntax uses the XrML syntax extensions, as specified in [\[WSDL\]](#).

```
<?xml version="1.0" encoding="UTF-8"?>
<wsdl:definitions
  targetNamespace="http://schemas.dmtf.org/wbem/wsman/1/wsman.xsd"
  xmlns:cfg="http://schemas.microsoft.com/wbem/wsman/1/config"
  xmlns:wsmanfault="http://schemas.microsoft.com/wbem/wsman/1/wsmanfault"
  xmlns:tns="http://schemas.dmtf.org/wbem/wsman/1/wsman.xsd"
  xmlns:wsa="http://schemas.xmlsoap.org/ws/2004/08/addressing"
  xmlns:wst="http://schemas.xmlsoap.org/ws/2004/09/transfer"
  xmlns:wse="http://schemas.xmlsoap.org/ws/2004/08/eventing"
  xmlns:wsen="http://schemas.xmlsoap.org/ws/2004/09/enumeration"
  xmlns:soap="http://schemas.xmlsoap.org/wsdl/soap/"
  xmlns:wsdl="http://schemas.xmlsoap.org/wsdl/"
  xmlns:xs="http://www.w3.org/2001/XMLSchema">

  <wsdl:types>

    <xs:schema
targetNamespace="http://schemas.microsoft.com/wbem/wsman/1/config/service/wsmanfault">
      <xs:complexType name="MessageType" mixed="true">
        <xs:sequence>
          <xs:element name="ProviderFault"
            type="tns:ProviderFaultType" minOccurs="0" />
        </xs:sequence>
      </xs:complexType>
      <xs:complexType name="WSManFaultType">
        <xs:sequence>
          <xs:element name="Message" type="tns:MessageType" minOccurs="0"/>
        </xs:sequence>
        <xs:attribute name="Code" type="xs:unsignedInt" use="required"/>
        <xs:attribute name="Machine" type="xs:string" use="required"/>
        <xs:anyAttribute processContents="lax"/>
      </xs:complexType>
      <xs:simpleType name="GUIDType">
        <xs:restriction base="xs:string">
          <xs:pattern value="[0-9a-fA-F]{8}-[0-9a-fA-F]{4}-[0-9a-fA-F]{4}-[0-9a-fA-
F]{4}-[0-9a-fA-F]{12}"/>
        </xs:restriction>
      </xs:simpleType>
      <xs:complexType name="ProviderFaultType" mixed="true">
        <xs:sequence>
          <xs:any processContents="lax" minOccurs="0" maxOccurs="unbounded" />
        </xs:sequence>
        <xs:attribute name="providerId" type="tns:GUIDType" />
        <xs:anyAttribute processContents="lax" />
      </xs:complexType>
    </xs:schema>

    <xs:schema
targetNamespace="http://schemas.microsoft.com/wbem/wsman/1/config/service/certmapping">
      <xs:complexType name="CertMappingType">
        <xs:sequence>
          <xs:element name="URI" type="xs:string" />
        </xs:sequence>
      </xs:complexType>
    </xs:schema>
  </wsdl:types>
</wsdl:definitions>
```

```

        <xs:element name="Subject" type="xs:string" />
        <xs:element name="Issuer" type="xs:string"/>
        <xs:element name="UserName" type="xs:string" minOccurs="0" />
        <xs:element name="Enabled" type="xs:boolean" minOccurs="0"/>
        <xs:element name="Password" type="xs:string" minOccurs="0"/>
    </xs:sequence>
</xs:complexType>
</xs:schema>

<xs:schema targetNamespace="http://schemas.microsoft.com/wbem/wsman/1/config"
xmlns:tns="http://schemas.microsoft.com/wbem/wsman/1/config"
elementFormDefault="qualified" attributeFormDefault="qualified">
<xs:complexType name="ClientAuthType">
<xs:sequence>
<xs:element name="Basic" type="xs:boolean"
default="true" />
<xs:element name="Digest" type="xs:boolean"
default="true" />
<xs:element name="Kerberos" type="xs:boolean"
default="true" />
<xs:element name="Negotiate" type="xs:boolean"
default="true" />
<xs:element name="Certificate" type="xs:boolean"
default="true" />
<xs:element name="CredSSP" type="xs:boolean"
default="false" minOccurs="0" />
</xs:sequence>
</xs:complexType>
<xs:complexType name="ClientDefaultPortsType">
<xs:sequence>
<xs:element name="HTTP" type="xs:unsignedInt"
default="5985" />
<xs:element name="HTTPS" type="xs:unsignedInt"
default="5986" />
</xs:sequence>
</xs:complexType>
    <xs:complexType name="ClientType">
<xs:sequence>
<xs:element name="NetworkDelays" type="xs:unsignedInt" default="5000" />
<xs:element name="URLPrefix" type="xs:string" default="wsman" />
<xs:element name="AllowUnencrypted" type="xs:boolean" default="false" />
<xs:element name="Auth" type="tns:ClientAuthType" />
<xs:element name="DefaultPorts" type="tns:ClientDefaultPortsType" />
<xs:element name="TrustedHosts" type="xs:string" />
</xs:sequence>
</xs:complexType>
<xs:complexType name="ConfigType">
    <xs:sequence>
        <xs:element name="MaxEnvelopeSizekb" type="xs:unsignedInt" default="150"/>
        <xs:element name="MaxTimeoutms" type="xs:unsignedInt" default="60000"/>
        <xs:element name="MaxBatchItems" type="xs:unsignedInt" default="20"/>
        <xs:element name="MaxProviderRequests" type="xs:unsignedInt" default="25"/>
        <xs:element name="Client" type="tns:ClientType"/>
        <xs:element name="Service" type="tns:ServiceType"/>
        <xs:element name="Winrs" type="tns:WinrsType"/>
    </xs:sequence>
</xs:complexType>
<xs:complexType name="ListenerType">
    <xs:sequence>

```

```

<xs:element name="Address" type="xs:string"/>
<xs:element name="Transport" type="xs:string"/>
<xs:element name="Port" type="xs:unsignedInt"/>
<xs:element name="Hostname" type="xs:string"/>
<xs:element name="Enabled" type="xs:boolean" default="true" minOccurs="0"/>
<xs:element name="URLPrefix" type="xs:string" default="wsman" minOccurs="0"/>
<xs:element name="CertificateThumbprint" type="xs:string" minOccurs="0"/>
<xs:element name="ListeningOn" type="xs:string" minOccurs="0" maxOccurs="unbounded"/>
</xs:sequence>
</xs:complexType>
<xs:complexType name="ServiceAuthType">
  <xs:sequence>
    <xs:element name="Basic" type="xs:boolean" default="false"/>
    <xs:element name="Kerberos" type="xs:boolean" default="true"/>
    <xs:element name="Negotiate" type="xs:boolean" default="true"/>
    <xs:element name="Certificate" type="xs:boolean" default="false"/>
    <xs:element name="CredSSP" minOccurs="0" type="xs:boolean" default="false"/>
    <xs:element name="CbtHardeningLevel" minOccurs="0" type="xs:string"
default="Relaxed"/>
  </xs:sequence>
</xs:complexType>
<xs:complexType name="ServiceDefaultPortsType">
  <xs:sequence>
    <xs:element name="HTTP" type="xs:unsignedInt" default="80"/>
    <xs:element name="HTTPS" type="xs:unsignedInt" default="443"/>
  </xs:sequence>
</xs:complexType>
<xs:complexType name="ServiceType">
  <xs:sequence>
    <xs:element name="RootSDDL" type="xs:string"
default="O:NSG:BAD:P(A;;GA;;;BA)S:P(AU;FA;GA;;;WD)(AU;SA;GWGX;;;WD)"/>
    <xs:element name="MaxConcurrentOperations" type="xs:unsignedInt" default="100"/>
    <xs:element name="MaxConcurrentOperationsPerUser" type="xs:unsignedInt"
minOccurs="0" default="15"/>
    <xs:element name="EnumerationTimeoutms" type="xs:unsignedInt" default="60000"/>
    <xs:element name="MaxConnections" type="xs:unsignedInt" default="5"/>
    <xs:element name="MaxPacketRetrievalTimeSeconds" type="xs:unsignedInt"
minOccurs="0" default="120" />
    <xs:element name="AllowUnencrypted" type="xs:boolean" default="false"/>
    <xs:element name="Auth" type="cfg:ServiceAuthType"/>
    <xs:element name="DefaultPorts" type="tns:ServiceDefaultPortsType"/>
    <xs:element name="IPv4Filter" type="xs:string"/>
    <xs:element name="IPv6Filter" type="xs:string"/>
    <xs:element name="CertificateThumbprint" type="xs:string" minOccurs="0"/>
  </xs:sequence>
</xs:complexType>
<xs:complexType name="WinrsType">
  <xs:annotation>
    <xs:documentation>This schema defines winrs configuration settings
</xs:documentation>
  </xs:annotation>
  <xs:sequence>
    <xs:element name="AllowRemoteShellAccess" type="xs:boolean" default="true"/>
    <xs:element name="IdleTimeout" type="xs:unsignedLong" default="900000"/>
    <xs:element name="MaxConcurrentUsers" type="xs:unsignedShort" default="5"/>
    <xs:element name="MaxShellRunTime" type="xs:unsignedLong" default="28800000"/>
    <xs:element name="MaxProcessesPerShell" type="xs:unsignedLong" default="5"/>
    <xs:element name="MaxMemoryPerShellMB" type="xs:unsignedLong" default="0"/>
    <xs:element name="MaxShellsPerUser" type="xs:unsignedLong" default="2"/>
  </xs:sequence>
</xs:complexType>

```

```

        </xs:sequence>
    </xs:complexType>
</xs:schema>

<xs:schema
targetNamespace="http://schemas.microsoft.com/wbem/wsman/1/config/PluginConfiguration"
xmlns:wsmanfault="http://schemas.microsoft.com/wbem/wsman/1/config/service/wsmanfault">
    <xs:complexType name="PluginType">
        <xs:sequence>
            <xs:element name="Resources"
type="tns:ResourcesContainerType" />
            <xs:element name="InitializationParameters"
minOccurs="0" type="tns:InitializationParametersType" />
        </xs:sequence>
        <xs:attribute name="Name" type="xs:string" />
        <xs:attribute name="Filename" type="xs:string" />
        <xs:attribute name="SDKVersion" type="xs:integer" />
        <xs:attribute name="XmlRenderingType"
type="tns:XmlRenderingTypeEnumeration" />
        <xs:attribute name="Enabled" type="xs:boolean"
use="optional" default="true" />
    </xs:complexType>
    <xs:complexType name="ParamType">
        <xs:sequence></xs:sequence>
        <xs:attribute name="Name" type="xs:string" />
        <xs:attribute name="Value" type="xs:string" />
    </xs:complexType>
    <xs:complexType name="ResourcesContainerType">
        <xs:sequence>
            <xs:element name="Resource" type="tns:ResourceType"
minOccurs="1" maxOccurs="unbounded" />
        </xs:sequence>
    </xs:complexType>
    <xs:complexType name="ResourceType">
        <xs:sequence>
            <xs:element name="Security" type="tns:SecurityType"
minOccurs="0" maxOccurs="unbounded" />
            <xs:element name="Capability" type="tns:CapabilityType"
minOccurs="1" maxOccurs="unbounded" />
        </xs:sequence>
        <xs:attribute name="ResourceURI" type="xs:anyURI" />
        <xs:attribute name="SupportsOptions" type="xs:boolean"
use="optional" default="false" />
        <xs:attribute name="ExactMatch" type="xs:boolean"
use="optional" default="false" />
    </xs:complexType>
    <xs:complexType name="SecurityType">
        <xs:sequence></xs:sequence>
        <xs:attribute name="Uri" type="xs:string" />
        <xs:attribute name="Sddl" type="xs:string" />
        <xs:attribute name="ExactMatch" type="xs:boolean"
use="optional" default="false" />
    </xs:complexType>
    <xs:simpleType name="CapabilityEnumeration">
        <xs:restriction base="xs:string">
            <xs:enumeration value="Get" />
            <xs:enumeration value="Put" />
            <xs:enumeration value="Create" />
        </xs:restriction>
    </xs:simpleType>

```

```

<xs:enumeration value="Delete" />
<xs:enumeration value="Invoke" />
<xs:enumeration value="Enumerate" />
<xs:enumeration value="Subscribe" />
<xs:enumeration value="Shell" />
</xs:restriction>
</xs:simpleType>
<xs:complexType name="CapabilityType">
<xs:sequence></xs:sequence>
<xs:attribute name="Type" type="tns:CapabilityEnumeration" />
<xs:attribute name="SupportsFragment" type="xs:boolean"
use="optional" default="false" />
<xs:attribute name="SupportsFiltering" type="xs:boolean"
use="optional" default="false" />
</xs:complexType>
<xs:complexType name="InitializationParametersType">
<xs:sequence>
<xs:element name="Param" type="tns:ParamType"
minOccurs="0" maxOccurs="unbounded" />
</xs:sequence>
</xs:complexType>
<xs:simpleType name="XmlRenderingTypeEnumeration">
<xs:restriction base="xs:string">
<xs:enumeration value="text" />
<xs:enumeration value="XmlReader" />
</xs:restriction>
</xs:simpleType>
</xs:schema>

<xs:schema attributeFormDefault="qualified"
elementFormDefault="qualified"
targetNamespace="http://schemas.dmtf.org/wbem/wsman/1/wsman.xsd"
xmlns:tns="http://schemas.dmtf.org/wbem/wsman/1/wsman.xsd"
xmlns:wsmanfault="http://schemas.microsoft.com/wbem/wsman/1/config/service/wsmanfault"
xmlns:cfg="http://schemas.microsoft.com/wbem/wsman/1/config">

<xs:import namespace="http://schemas.dmtf.org/wbem/wscim/1/common"
schemaLocation="http://schemas.dmtf.org/wbem/wscim/1/common.xsd" />
<xs:import namespace="http://schemas.xmlsoap.org/ws/2004/08/addressing"
schemaLocation="http://schemas.xmlsoap.org/ws/2004/08/addressing" />
<xs:import namespace="http://schemas.xmlsoap.org/ws/2004/09/transfer"
schemaLocation="http://schemas.xmlsoap.org/ws/2004/09/transfer/transfer.xsd" />
<xs:import namespace="http://schemas.xmlsoap.org/ws/2004/08/eventing"
schemaLocation="http://schemas.xmlsoap.org/ws/2004/08/eventing/eventing.xsd" />
<xs:import namespace="http://schemas.xmlsoap.org/ws/2004/09/enumeration"
schemaLocation="http://schemas.xmlsoap.org/ws/2004/09/enumeration/enumeration.xsd" />

<xs:simpleType name="ArgumentType">
<xs:restriction base="xs:string" />
</xs:simpleType>
<xs:complexType name="CommandLine">
<xs:sequence>
<xs:element name="Command" type="xs:string" />
<xs:element name="Arguments" type="tns:ArgumentType"
minOccurs="0" maxOccurs="unbounded" />
</xs:sequence>
</xs:complexType>
<xs:complexType name="CommandResponse">
<xs:sequence>

```

```

<xs:element name="CommandId" type="xs:anyURI" />
</xs:sequence>
</xs:complexType>
<xs:simpleType name="SignalCodeEnumeration">
<xs:restriction base="xs:anyURI">
<xs:enumeration
value="http://schemas.microsoft.com/wbem/wsman/1/windows/shell/signal/terminate" />
<xs:enumeration
value="http://schemas.microsoft.com/wbem/wsman/1/windows/shell/signal/ctrl_c" />
<xs:enumeration
value="http://schemas.microsoft.com/wbem/wsman/1/windows/shell/signal/ctrl_break" />
</xs:restriction>
</xs:simpleType>
<xs:complexType name="Signal">
<xs:sequence>
<xs:element name="Code" type="tns:SignalCodeEnumeration" />
</xs:sequence>
<xs:attribute name="CommandId" type="xs:anyURI"
use="optional" />
</xs:complexType>
<xs:complexType name="SignalResponse">
<xs:sequence>
<xs:any minOccurs="0" maxOccurs="unbounded"
namespace="##other" />
</xs:sequence>
</xs:complexType>
<xs:simpleType name="StreamName">
<xs:restriction base="xs:token" />
</xs:simpleType>
<xs:complexType name="StreamType">
<xs:simpleContent>
<xs:extension base="xs:base64Binary">
<xs:attribute name="Name" type="tns:StreamName"
use="required" />
<xs:attribute name="CommandId" type="xs:anyURI"
use="optional" />
<xs:attribute name="End" type="xs:boolean"
use="optional" />
<xs:attribute name="Unit" type="xs:anyURI"
use="optional" />
<xs:attribute name="EndUnit" type="xs:boolean"
use="optional" />
</xs:extension>
</xs:simpleContent>
</xs:complexType>
<xs:simpleType name="StreamNameList">
<xs:list itemType="tns:StreamName" />
</xs:simpleType>
<xs:simpleType name="ExitCodeType">
<xs:restriction base="xs:integer" />
</xs:simpleType>
<xs:simpleType name="CommandStateEnumeration">
<xs:restriction base="xs:anyURI">
<xs:enumeration
value="http://schemas.microsoft.com/wbem/wsman/1/windows/shell/CommandState/Done" />
<xs:enumeration
value="http://schemas.microsoft.com/wbem/wsman/1/windows/shell/CommandState/Pending" />
<xs:enumeration
value="http://schemas.microsoft.com/wbem/wsman/1/windows/shell/CommandState/Running" />

```

```

</xs:restriction>
</xs:simpleType>
<xs:complexType name="CommandStateType">
<xs:sequence>
<xs:element name="ExitCode" type="tns:ExitCodeType"
minOccurs="0" />
</xs:sequence>
<xs:attribute name="CommandId" type="xs:anyURI"
use="required" />
<xs:attribute name="State"
type="tns:CommandStateEnumeration" />
</xs:complexType>
<xs:complexType name="Send">
<xs:sequence>
<xs:element name="Stream" type="tns:StreamType"
minOccurs="1" maxOccurs="unbounded" />
</xs:sequence>
</xs:complexType>
<xs:complexType name="DesiredStreamType">
<xs:simpleContent>
<xs:extension base="tns:StreamNameList">
<xs:attribute name="CommandId" type="xs:anyURI"
use="optional" />
</xs:extension>
</xs:simpleContent>
</xs:complexType>
<xs:complexType name="SendResponse">
<xs:sequence>
<xs:element name="DesiredStream" type="tns:StreamType"
minOccurs="0" />
</xs:sequence>
</xs:complexType>
<xs:complexType name="Receive">
<xs:sequence>
<xs:element name="DesiredStream"
type="tns:DesiredStreamType" minOccurs="1" />
</xs:sequence>
</xs:complexType>
<xs:complexType name="ReceiveResponse">
<xs:sequence>
<xs:element name="Stream" type="tns:StreamType"
minOccurs="1" maxOccurs="unbounded" />
<xs:element name="CommandState"
type="tns:CommandStateType" minOccurs="0" />
</xs:sequence>
<xs:attribute name="SequenceID" type="xs:unsignedLong"
use="optional" />
</xs:complexType>

<xs:complexType name="ThumbprintType">
<xs:simpleContent>
<xs:extension base="xs:string">
<xs:attribute name="Role" type="xs:string"
use="required" />
</xs:extension>
</xs:simpleContent>
</xs:complexType>
<xs:complexType name="ClientCertificateType">
<xs:sequence>

```



```

<xs:element name="Thumbprint" type="tns:ThumbprintType" />
</xs:sequence>
</xs:complexType>
<xs:complexType name="AuthenticationType">
<xs:sequence>
<xs:element name="ClientCertificate"
type="tns:ClientCertificateType" minOccurs="0" />
</xs:sequence>
<xs:attribute name="Profile" type="xs:anyURI"
use="required" />
</xs:complexType>

<xs:complexType name="CustomRemoteShell">
<xs:sequence>
<xs:element name="URI" type="xs:anyURI"
minOccurs="0" maxOccurs="1" />
<xs:element name="Shell" type="xs:string"
minOccurs="1" maxOccurs="1" />
<xs:element name="Arguments" type="xs:string"
minOccurs="0" maxOccurs="1" />
</xs:sequence>
</xs:complexType>
<xs:complexType name="EnvironmentVariable">
<xs:simpleContent>
<xs:extension base="xs:string">
<xs:attribute name="Name" type="xs:string"
use="required" />
</xs:extension>
</xs:simpleContent>
</xs:complexType>
<xs:complexType name="EnvironmentVariableList">
<xs:sequence maxOccurs="unbounded">
<xs:element name="Variable"
type="tns:EnvironmentVariable" />
</xs:sequence>
</xs:complexType>
<xs:complexType name="MachineIDType">
<xs:sequence>
<xs:element name="MachineID" type="xs:string" />
</xs:sequence>
<xs:anyAttribute processContents="lax"
namespace="##any" />
</xs:complexType>

<xs:complexType name="Shell">
<xs:sequence>
<xs:element name="ShellId" type="xs:anyURI"
minOccurs="0" />
<xs:element name="Environment"
type="tns:EnvironmentVariableList" minOccurs="0" />
<xs:element name="WorkingDirectory" type="xs:string"
minOccurs="0" nillable="false" />
<xs:element name="Lifetime" type="xs:duration"
minOccurs="0" />
<xs:element name="IdleTimeout" type="xs:duration"
minOccurs="0" />
<xs:element name="InputStreams"
type="tns:StreamNameList" minOccurs="0" />
<xs:element name="OutputStreams"

```

```

type="tns:StreamNameList" minOccurs="0" />
<xs:any minOccurs="0" maxOccurs="unbounded"
namespace="##other" />
</xs:sequence>
</xs:complexType>
<xs:complexType name="SubscriptionType">
<xs:sequence>
<xs:element name="Version" type="xs:string" />
<xs:element name="Envelope" type="xs:Envelope" />
</xs:sequence>
</xs:complexType>

<xs:complexType name="QueryListType">
<xs:sequence>
<xs:element name="Query" type="QueryType"
minOccurs="1" maxOccurs="unbounded" />
</xs:sequence>
</xs:complexType>
<xs:complexType name="QueryType">
<xs:sequence>
<xs:element name="Select" type="SelectType"
minOccurs="1" maxOccurs="unbounded" />
</xs:sequence>
<xs:attribute name="Id" type="xs:integer" />
</xs:complexType>
<xs:complexType name="SelectType">
<xs:simpleContent>
<xs:extension base="xs:string">
<xs:attribute name="Path" type="xs:string" />
</xs:extension>
</xs:simpleContent>
</xs:complexType>

<xs:element name="CommandLine" type="tns:CommandLine" />
<xs:element name="CommandResponse" type="tns:CommandResponse" />
<xs:element name="Send" type="tns:Send" />
<xs:element name="SendResponse" type="tns:SendResponse" />
<xs:element name="Receive" type="tns:Receive" />
<xs:element name="ReceiveResponse" type="tns:ReceiveResponse" />
<xs:element name="Signal" type="tns:Signal" />
<xs:element name="SignalResponse" type="tns:SignalResponse" />
<xs:element name="QueryList" type="tns:QueryListType" />
</xs:schema>
</wsdl:types>

<!-- Common messages -->
<wsdl:message name="EmptyMessage" />
<wsdl:message name="AnyXmlMessage">
  <wsdl:part name="body" type="wst:AnyXmlType" />
</wsdl:message>
<wsdl:message name="OptionalXmlMessage">
  <wsdl:part name="body" type="wst:AnyXmlOptionalType" />
</wsdl:message>

<!-- Specific messages -->
<wsdl:message name="CreateResponseMessage">
  <wsdl:part name="body" type="wst:CreateResponseType" />
</wsdl:message>

```

```

<wsdl:message name="SubscribeMsg" >
  <wsdl:part name="body" element="wse:Subscribe" />
</wsdl:message>
<wsdl:message name="SubscribeResponseMsg" >
  <wsdl:part name="body" element="wse:SubscribeResponse" />
</wsdl:message>
<wsdl:message name="UnsubscribeMsg" >
  <wsdl:part name="body" element="wse:Unsubscribe" />
</wsdl:message>
<wsdl:message name="UnsubscribeResponseMsg" />

<wsdl:message name="EnumerateMessage">
  <wsdl:part name="body" element="wsen:Enumerate" />
</wsdl:message>
<wsdl:message name="EnumerateResponseMessage">
  <wsdl:part name="body" element="wsen:EnumerateResponse" />
</wsdl:message>
<wsdl:message name="PullMessage">
  <wsdl:part name="body" element="wsen:Pull" />
</wsdl:message>
<wsdl:message name="PullResponseMessage">
  <wsdl:part name="body" element="wsen:PullResponse" />
</wsdl:message>
<wsdl:message name="ReleaseMessage">
  <wsdl:part name="body" element="wsen:Release" />
</wsdl:message>
<wsdl:message name="ReleaseResponseMessage" />
<wsdl:message name="EnumerationEndMessage" >
  <wsdl:part name="body" element="wsen:EnumerationEnd" />
</wsdl:message>

<wsdl:message name="CommandMessage">
  <wsdl:part name="body" element="tns:CommandLine" />
</wsdl:message>
<wsdl:message name="CommandResponseMessage">
  <wsdl:part name="body" element="tns:CommandResponse" />
</wsdl:message>
<wsdl:message name="SignalMessage">
  <wsdl:part name="body" element="tns:Signal" />
</wsdl:message>
<wsdl:message name="SignalResponseMessage">
  <wsdl:part name="body" element="tns:SignalResponse" />
</wsdl:message>
<wsdl:message name="SendMessage">
  <wsdl:part name="body" element="tns:Send" />
</wsdl:message>
<wsdl:message name="SendResponseMessage">
  <wsdl:part name="body" element="tns:SendResponse" />
</wsdl:message>
<wsdl:message name="ReceiveMessage">
  <wsdl:part name="body" element="tns:Receive" />
</wsdl:message>
<wsdl:message name="ReceiveResponseMessage">
  <wsdl:part name="body" element="tns:ReceiveResponse" />
</wsdl:message>

<!-- WSMAN portType -->
  <wsdl:portType name="WSMAN">

```

```

    <wsdl:operation name="Get">
      <wsdl:input message="tns:OptionalXmlMessage"
wsa:Action="http://schemas.xmlsoap.org/ws/2004/09/transfer/Get" />
      <wsdl:output message="tns:AnyXmlMessage"
wsa:Action="http://schemas.xmlsoap.org/ws/2004/09/transfer/GetResponse" />
    </wsdl:operation>
    <wsdl:operation name="Put">
      <wsdl:input message="tns:AnyXmlMessage"
wsa:Action="http://schemas.xmlsoap.org/ws/2004/09/transfer/Put" />
      <wsdl:output message="tns:OptionalXmlMessage"
wsa:Action="http://schemas.xmlsoap.org/ws/2004/09/transfer/PutResponse" />
    </wsdl:operation>
    <wsdl:operation name="Delete">
      <wsdl:input message="tns:EmptyMessage"
wsa:Action="http://schemas.xmlsoap.org/ws/2004/09/transfer/Delete" />
      <wsdl:output message="tns:OptionalXmlMessage"
wsa:Action="http://schemas.xmlsoap.org/ws/2004/09/transfer/DeleteResponse" />
    </wsdl:operation>
    <wsdl:operation name="Create">
      <wsdl:input message="tns:AnyXmlMessage"
wsa:Action="http://schemas.xmlsoap.org/ws/2004/09/transfer/Create" />
      <wsdl:output message="tns:CreateResponseMessage"
wsa:Action="http://schemas.xmlsoap.org/ws/2004/09/transfer/CreateResponse" />
    </wsdl:operation>
    <wsdl:operation name="Subscribe" >
      <wsdl:input message="tns:SubscribeMsg"
wsa:Action="http://schemas.xmlsoap.org/ws/2004/08/eventing/Subscribe" />
      <wsdl:output message="tns:SubscribeResponseMsg"
wsa:Action="http://schemas.xmlsoap.org/ws/2004/08/eventing/SubscribeResponse" />
    </wsdl:operation>
    <wsdl:operation name="Unsubscribe" >
      <wsdl:input message="tns:UnsubscribeMsg"
wsa:Action="http://schemas.xmlsoap.org/ws/2004/08/eventing/Unsubscribe" />
      <wsdl:output message="tns:UnsubscribeResponseMsg"
wsa:Action="http://schemas.xmlsoap.org/ws/2004/08/eventing/UnsubscribeResponse" />
    </wsdl:operation>
    <wsdl:operation name="Enumerate">
      <wsdl:input message="tns:EnumerateMessage"
wsa:Action="http://schemas.xmlsoap.org/ws/2004/09/enumeration/Enumerate" />
      <wsdl:output message="tns:EnumerateResponseMessage"
wsa:Action="http://schemas.xmlsoap.org/ws/2004/09/enumeration/EnumerateResponse" />
    </wsdl:operation>
    <wsdl:operation name="Pull">
      <wsdl:input message="tns:PullMessage"
wsa:Action="http://schemas.xmlsoap.org/ws/2004/09/enumeration/Pull" />
      <wsdl:output message="tns:PullResponseMessage"
wsa:Action="http://schemas.xmlsoap.org/ws/2004/09/enumeration/PullResponse" />
    </wsdl:operation>
    <wsdl:operation name="Release">
      <wsdl:input message="tns:ReleaseMessage"
wsa:Action="http://schemas.xmlsoap.org/ws/2004/09/enumeration/Release" />
      <wsdl:output message="tns:ReleaseResponseMessage"
wsa:Action="http://schemas.xmlsoap.org/ws/2004/09/enumeration/ReleaseResponse" />
    </wsdl:operation>
    <wsdl:operation name="Command">
      <wsdl:input message="tns:CommandMessage"
wsa:Action="http://schemas.microsoft.com/wbem/wsman/1/windows/shell/Command" />
      <wsdl:output message="tns:CommandResponseMessage"
wsa:Action="http://schemas.microsoft.com/wbem/wsman/1/windows/shell/CommandResponse" />
    </wsdl:operation>
    <wsdl:operation name="Signal">

```

```

        <wsdl:input message="tns:SignalMessage"
wsa:Action="http://schemas.microsoft.com/wbem/wsman/1/windows/shell/Signal" />
        <wsdl:output message="tns:SignalResponseMessage"
wsa:Action="http://schemas.microsoft.com/wbem/wsman/1/windows/shell/SignalResponse" />
    </wsdl:operation>
    <wsdl:operation name="Send">
        <wsdl:input message="tns:SendMessage"
wsa:Action="http://schemas.microsoft.com/wbem/wsman/1/windows/shell/Send" />
        <wsdl:output message="tns:SendResponseMessage"
wsa:Action="http://schemas.microsoft.com/wbem/wsman/1/windows/shell/SendResponse" />
    </wsdl:operation>
    <wsdl:operation name="Receive">
        <wsdl:input message="tns:ReceiveMessage"
wsa:Action="http://schemas.microsoft.com/wbem/wsman/1/windows/shell/Receive" />
        <wsdl:output message="tns:ReceiveResponseMessage"
wsa:Action="http://schemas.microsoft.com/wbem/wsman/1/windows/shell/ReceiveResponse" />
    </wsdl:operation>
</wsdl:portType>

<!-- WSMAN binding -->
<wsdl:binding type="tns:WSMAN" name="WSMANBinding">
    <soap:binding style="document"
transport="http://schemas.xmlsoap.org/soap/http" />
    <wsdl:operation name="Get">
        <soap:operation soapAction="http://example.org/Get"/>
        <wsdl:input><soap:body use="literal"/></wsdl:input>
        <wsdl:output><soap:body use="literal"/></wsdl:output>
    </wsdl:operation>
    <wsdl:operation name="Put">
        <soap:operation soapAction="http://example.org/Put"/>
        <wsdl:input><soap:body use="literal"/></wsdl:input>
        <wsdl:output><soap:body use="literal"/></wsdl:output>
    </wsdl:operation>
    <wsdl:operation name="Delete">
        <soap:operation soapAction="http://example.org/Delete"/>
        <wsdl:input><soap:body use="literal"/></wsdl:input>
        <wsdl:output><soap:body use="literal"/></wsdl:output>
    </wsdl:operation>
    <wsdl:operation name="Create">
        <soap:operation soapAction="http://example.org/Create"/>
        <wsdl:input><soap:body use="literal"/></wsdl:input>
        <wsdl:output><soap:body use="literal"/></wsdl:output>
    </wsdl:operation>
    <wsdl:operation name="Subscribe">
        <soap:operation soapAction="http://example.org/Subscribe"/>
        <wsdl:input><soap:body use="literal"/></wsdl:input>
        <wsdl:output><soap:body use="literal"/></wsdl:output>
    </wsdl:operation>
    <wsdl:operation name="Unsubscribe">
        <soap:operation soapAction="http://example.org/Unsubscribe"/>
        <wsdl:input><soap:body use="literal"/></wsdl:input>
        <wsdl:output><soap:body use="literal"/></wsdl:output>
    </wsdl:operation>
    <wsdl:operation name="Enumerate">
        <soap:operation soapAction="http://example.org/Enumerate"/>
        <wsdl:input><soap:body use="literal"/></wsdl:input>
        <wsdl:output><soap:body use="literal"/></wsdl:output>
    </wsdl:operation>

```

```
<wsdl:operation name="Pull">
  <soap:operation soapAction="http://example.org/Pull"/>
  <wsdl:input><soap:body use="literal"/></wsdl:input>
  <wsdl:output><soap:body use="literal"/></wsdl:output>
</wsdl:operation>
<wsdl:operation name="Release">
  <soap:operation soapAction="http://example.org/Release"/>
  <wsdl:input><soap:body use="literal"/></wsdl:input>
  <wsdl:output><soap:body use="literal"/></wsdl:output>
</wsdl:operation>
<wsdl:operation name="Command">
  <soap:operation soapAction="http://example.org/Command"/>
  <wsdl:input><soap:body use="literal"/></wsdl:input>
  <wsdl:output><soap:body use="literal"/></wsdl:output>
</wsdl:operation>
<wsdl:operation name="Signal">
  <soap:operation soapAction="http://example.org/Signal"/>
  <wsdl:input><soap:body use="literal"/></wsdl:input>
  <wsdl:output><soap:body use="literal"/></wsdl:output>
</wsdl:operation>
<wsdl:operation name="Send">
  <soap:operation soapAction="http://example.org/Send"/>
  <wsdl:input><soap:body use="literal"/></wsdl:input>
  <wsdl:output><soap:body use="literal"/></wsdl:output>
</wsdl:operation>
<wsdl:operation name="Receive">
  <soap:operation soapAction="http://example.org/Receive"/>
  <wsdl:input><soap:body use="literal"/></wsdl:input>
  <wsdl:output><soap:body use="literal"/></wsdl:output>
</wsdl:operation>
</wsdl:binding>

</wsdl:definitions>
```

## 7 Appendix B: Product Behavior

The information in this specification is applicable to the following Microsoft products or supplemental software. References to product versions include released service packs:

- Windows Server® 2003 R2 operating system
- Windows Vista® operating system with Service Pack 1 (SP1)
- Windows Server® 2008 operating system
- Windows® 7 operating system
- Windows Server® 2008 R2 operating system

Exceptions, if any, are noted below. If a service pack or Quick Fix Engineering (QFE) number appears with the product version, behavior changed in that service pack or QFE. The new behavior also applies to subsequent service packs of the product unless otherwise specified. If a product edition appears with the product version, behavior is different in that product edition.

Unless otherwise specified, any statement of optional behavior in this specification that is prescribed using the terms SHOULD or SHOULD NOT implies product behavior in accordance with the SHOULD or SHOULD NOT prescription. Unless otherwise specified, the term MAY implies that the product does not follow the prescription.

[<1> Section 1.7:](#) Windows Server 2003 R2, Windows Vista SP1, Windows Server 2008, Windows 7, and Windows Server 2008 R2 support Identify requests and responses, as specified in [\[DMTF-DSP0226\]](#) section 11.

[<2> Section 2.2.4.1:](#) Windows Server 2003 R2, Windows Vista SP1, Windows Server 2008, Windows 7, and Windows Server 2008 R2 support only the issuer role.

[<3> Section 2.2.4.3:](#) Windows Server 2003 R2, Windows Vista SP1, Windows Server 2008, Windows 7, and Windows Server 2008 R2 support client certificates.

[<4> Section 2.2.4.4:](#) The default value of Basic on Windows Server 2003 R2, Windows Vista SP1, and Windows Server 2008 is false.

[<5> Section 2.2.4.5:](#) The default value of HTTP on Windows Server 2003 R2 without the KB968930, Windows Vista SP1 without the KB968930, and Windows Server 2008 without the KB968930 is 80.

[<6> Section 2.2.4.5:](#) The default value of HTTPS on Windows Server 2003 R2 without the KB968930, Windows Vista SP1 without the KB968930, and Windows Server 2008 without the KB968930 is 443.

[<7> Section 2.2.4.9:](#) Windows Server 2003 R2, Windows Vista SP1, Windows Server 2008, Windows 7, and Windows Server 2008 R2 return an ExitCode element (with the exit code of the command) when there is no error. No ExitCode element is returned when an error occurs.

[<8> Section 2.2.4.10:](#) The default value of <MaxBatchItems> on Windows Server 2003 R2, Windows Vista SP1 and Windows Server 2008 is 20.

[<9> Section 2.2.4.10:](#) Windows Server 2003 R2, Windows Vista SP1, and Windows Server 2008 allow a minimum value of 1 for MaxProviderRequests. Windows Server 2003 R2 with KB968930, Windows Vista SP1 with KB968930, Windows Server 2008 with KB968930, Windows 7, and Windows Server 2008 R2 allow a minimum value of 4294967295 (which is also used as the default value).

<10> [Section 2.2.4.10](#): Windows Server 2003 R2 with KB968930, Windows Vista SP1 with KB968930, Windows Server 2008 with KB968930, Windows 7, and Windows Server 2008 R2 ignore this value; if an attempt is made to modify this value, a SOAP fault is returned.

<11> [Section 2.2.4.11](#): Windows Server 2003 R2, Windows Vista SP1, and Windows Server 2008 support the use of Custom Remote Shell. Windows Server 2003 R2 with KB968930, Windows Vista SP1 with KB968930, Windows Server 2008 with KB968930, Windows 7, and Windows Server 2008 R2 do not support the use of Custom Remote Shell; if an operation is issued to the resource URI <http://schemas.microsoft.com/wbem/wsman/1/config/winrs/customremoteshell>, an error is returned.

<12> [Section 2.2.4.25](#): All server implementations on windows ignore the options.

<13> [Section 2.2.4.27](#): Windows Server 2003 R2, Windows Vista SP1, Windows Server 2008, Windows 7, and Windows Server 2008 R2 use the Path value to specify the log source from which to retrieve events, for example "Application" or "Microsoft-Windows-TaskScheduler/Operational". For more information about event tracing for Windows, see [\[MSDN-EventTracing\]](#).

<14> [Section 2.2.4.31](#): The default value of HTTP on Windows Server 2003 R2 without the KB968930, Windows Vista SP1 without the KB968930, and Windows Server 2008 without the KB968930 is 80.

<15> [Section 2.2.4.31](#): The default value of HTTPS on Windows Server 2003 R2 without the KB968930, Windows Vista SP1 without the KB968930, and Windows Server 2008 without the KB968930 is 443.

<16> [Section 2.2.4.32](#): Windows Server 2003 R2, Windows Vista SP1, and Windows Server 2008 allow a minimum value of 1 for MaxConcurrentOperations. Windows Server 2003 R2 with KB968930, Windows Vista SP1 with KB968930, Windows Server 2008 with KB968930, Windows 7, and Windows Server 2008 R2 allow a minimum value of 4294967295 (which is also used as the default value).

<17> [Section 2.2.4.32](#): Windows Server 2003 R2, Windows Vista SP1, and Windows Server 2008 use the value of MaxConcurrentOperations when processing messages. Windows Server 2003 R2 with KB968930, Windows Vista SP1 with KB968930, Windows Server 2008 with KB968930, Windows 7, and Windows Server 2008 R2 ignore this value, and if an attempt is made to modify this value on these systems a SOAP fault is returned.

<18> [Section 2.2.4.32](#): The default value of MaxConnections on Windows Server 2003 R2 with KB968930, Windows Vista SP1 with KB968930, Windows Server 2008 with KB968930, Windows 7, and Windows Server 2008 R2 is 25.

<19> [Section 2.2.4.32](#): On Windows Server 2003 R2, Windows Vista SP1, Windows Server 2008, Windows 7, and Windows Server 2008 R2, an idle connection may be counted as one active request until the connection is closed. Closure may take up to two minutes after the server has finished processing a request on that connection.

<20> [Section 2.2.4.33](#): If you do not install KB968930, Windows Server 2003 R2, Windows Vista SP1, and Windows Server 2008 servers only process the IdleTimeout element when the WSMAN\_CMDSHELL\_OPTION\_KEEPALIVE option is specified with a Receive request sent to the shell. If this option is not specified, the IdleTimeout element is ignored and the shell is not terminated after being idle.

<21> [Section 2.2.4.33](#): Windows Server 2003 R2, Windows Vista SP1, Windows Server 2008, Windows 7, and Windows Server 2008 R2 do not use this element.



<22> [Section 2.2.4.37](#): Windows Server 2003 R2 with update KB936059, Windows Vista SP1, Windows Server 2008, Windows 7, and Windows Server 2008 R2 support publisher-initiated event subscription.

<23> [Section 2.2.4.38](#): Windows Server 2003 R2 with KB968930, Windows Vista SP1 with KB968930, Windows Server 2008 with KB968930, Windows 7, and Windows Server 2008 R2 have a default value of 180000 milliseconds, and enforce a minimum value of 60000 milliseconds for IdleTimeout. If any value from 1 to 59999 is specified, the service will behave just as if 60000 had been specified.

<24> [Section 2.2.4.38](#): Windows Server 2003 R2, Windows Vista SP1, and Windows Server 2008 allow a minimum value of 0 for MaxShellRunTime. Windows Server 2003 R2 with KB968930, Windows Vista SP1 with KB968930, Windows Server 2008 with KB968930, Windows 7, and Windows Server 2008 R2 allow a minimum value of 0x7FFFFFFF (which is also used as the default value). If a request attempts to update this value on Windows Server 2003 R2 with KB968930, Windows Vista SP1 with KB968930, Windows Server 2008 with KB968930, Windows 7, or Windows Server 2008 R2, a wsman:InternalError fault is returned.

<25> [Section 2.2.4.38](#): Windows Server 2003 R2, Windows Vista SP1, and Windows Server 2008 terminate the command in progress if it takes longer than the specified amount of time. Windows Server 2003 R2 with KB968930, Windows Vista SP1 with KB968930, Windows Server 2008 with KB968930, Windows 7, and Windows Server 2008 R2 ignore this value; if an attempt is made to modify this value, an error is returned.

<26> [Section 2.2.4.38](#): The default value of MaxProcessesPerShell on Windows Server 2003 R2, Windows Vista SP1, and Windows Server 2008 is 5.

<27> [Section 2.2.4.38](#): The default value of MaxMemoryPerShellMB on Windows Server 2003 R2, Windows Vista SP1, and Windows Server 2008 is 80.

<28> [Section 2.2.4.38](#): The default value of MaxShellsPerUser on Windows Server 2003 R2, Windows Vista SP1, and Windows Server 2008 is 2.

<29> [Section 2.2.4.39](#): Windows Server 2003 R2, Windows Vista SP1, Windows Server 2008, Windows 7, and Windows Server 2008 R2 return error codes that can be either (a) Win32 error codes whose values are taken from the Windows error number space defined in [\[MS-ERREF\]](#), or (b) application-specific error codes whose meaning must be determined from out-of-band means such as application documentation.

<30> [Section 2.2.4.39](#): Windows Server 2003 R2 with KB936059 or with KB968930, Windows Vista SP1, Windows Server 2008, Windows 7, and Windows Server 2008 R2 return an empty string as the value for the Machine element as part of the fault detail, except when the client and service are on the same computer.

<31> [Section 2.2.4.39](#): Windows Server 2003 R2 with KB936059 or with KB968930, Windows Vista SP1, Windows Server 2008, Windows 7, and Windows Server 2008 R2 do not return a providerId element as part of the fault detail.

<32> [Section 2.2.5.3](#): Windows Server 2003 R2, Windows Vista SP1, Windows Server 2008, Windows 7, and Windows Server 2008 R2 do not support negative time stamps, which are cim:cimDateTime values that start with a dash ('-').

<33> [Section 2.2.9.1](#): Windows Server 2003 R2, Windows Vista SP1, and Windows Server 2008 do not support the CredSSP Encrypted Message option. Windows Vista SP1 with KB968930, Windows Server 2008 with KB968930, Windows 7, and Windows Server 2008 R2 do support the CredSSPEncryptedMessage option.

<34> [Section 2.2.9.1.3](#): Windows Server 2003 R2, Windows Vista SP1, and Windows Server 2008 do not support the CredSSPEncryptedMessage message type. Windows Vista SP1 with KB968930, Windows Server 2008 with KB968930, Windows 7, and Windows Server 2008 R2 do support the CredSSPEncryptedMessage message type.

<35> [Section 3.1.1](#): Windows Server 2003 R2, Windows Vista SP1, Windows Server 2008, Windows 7, and Windows Server 2008 R2 use Windows file paths in the **Filename** attribute.

<36> [Section 3.1.4.1.1](#): Windows Server 2003 R2, Windows Vista SP1, Windows Server 2008, Windows 7, and Windows Server 2008 R2 accept the "\_\_cimnamespace" selector, as long as the specified namespace matches the namespace in the ResourceURI. If the namespace in the ResourceURI does not match the one specified by the "\_\_cimnamespace" selector, the request is rejected and an error response is returned. Windows Server 2003 R2 with KB968930, Windows Vista SP1 with KB968930, Windows Server 2008 with KB968930, Windows 7, and Windows Server 2008 R2 return the "\_\_cimnamespace" selector as a part of the EPR in the response if the ResourceURI given in the client request is a **DMTF URI**; that is, if the ResourceURI begins with "http://schemas.dmtf.org/".

<37> [Section 3.1.4.1.1](#): Windows Server 2003 R2, Windows Vista SP1, Windows Server 2008, Windows 7 and Windows Server 2008 R2 process the request and do not reply with an error response if the "\_\_cimnamespace" selector is specified when using a WMI ResourceURI and the namespace in the ResourceURI matches the one specified by the "\_\_cimnamespace" selector. If the namespace in the ResourceURI does not match the one specified by the "\_\_cimnamespace" selector, the request is rejected and a wsman:InternalErrorFault is returned.

<38> [Section 3.1.4.1.5](#): Windows Server 2003 R2, Windows Vista SP1, Windows Server 2008, Windows 7, and Windows Server 2008 R2 accept any MessageID format, as long as the string is no longer than 2 kilobytes.

<39> [Section 3.1.4.1.6](#): Windows Server 2003 R2 does not support nonzero year and nonzero month values in the OperationTimeout field unless update KB96059 or update KB968930 is installed.

<40> [Section 3.1.4.1.9](#): Windows Server 2003 R2, Windows Vista SP1, and Windows Server 2008 do not send the [wsmv:DataLocale](#) header in either request messages or response messages. Windows Server 2003 R2 with KB968930, Windows Vista SP1 with KB968930, Windows Server 2008 with KB968930, Windows 7, and Windows Server 2008 R2 send the [wsmv:DataLocale](#) header in request messages, but do not send it in response messages.

<41> [Section 3.1.4.1.9](#): If you do not install KB968930 then Windows Server 2003 R2, Windows Vista SP1, and Windows Server 2008 return a fault if the [wsmv:DataLocale](#) header is received in a response message.

<42> [Section 3.1.4.1.10](#): Windows Server 2003 R2, Windows Vista SP1, Windows Server 2008, Windows 7, and Windows Server 2008 R2 return a wsman:InvalidOptions fault if the wsman:OptionSet element contains a wsman:Option element with mustComply="true" for which the option is not supported for the ResourceURI and operation, as specified in [\[DMTF-DSP0226\]](#).

<43> [Section 3.1.4.1.10](#): On Windows Server 2003 R2, Windows Vista SP1, Windows Server 2008, Windows 7, and Windows Server 2008 R2, the options supported by a CIM/WMI ResourceURI vary based upon the **WMI provider** that has implemented the class. These are communicated to the WMI provider by using a WMI Context object, as specified in [\[MSDN-IWbemContextInterface\]](#).

On Windows Server 2003 R2, Windows Vista SP1, Windows Server 2008, Windows 7, and Windows Server 2008 R2, the service processes any Option element that starts with "wmi:" by removing the "wmi:" prefix and adding the resulting name to the WMI context with the value of the Option element. The service processes any Option element that starts with "wmiarray:" by removing the

"wmiarray:" prefix and grouping all values with the same name into an array before adding to the WMI context; the order of the values in the array matches the order in which the Option element occurred in the OptionSet element.

<44> [Section 3.1.4.1.10](#): Windows Server 2003 R2, Windows Vista SP1, Windows Server 2008, Windows 7, and Windows Server 2008 R2 process requests for CIM/WMI ResourceURIs without returning any error when the wsman:OptionSet element contains a wsman:Option element with mustComply="true" regardless of the name of the option.

<45> [Section 3.1.4.1.11](#): Windows Server 2003 R2 ignores the RequestEPR header unless mustUnderstand="true", in which case they will return a s:NotUnderstood fault as specified by [\[SOAP1.2-1/2003\]](#). It does not ignore this header when update KB936059 or update KB968930 is installed.

<46> [Section 3.1.4.1.12](#): Windows Server 2003 R2 with KB968930, Windows Vista SP1 with KB968930, Windows Server 2008 with KB968930, Windows 7, and Windows Server 2008 R2 can send the [wsmv:ActivityId](#) header.

<47> [Section 3.1.4.1.12](#): Windows Server 2003 R2 with KB968930, Windows Vista SP1 with KB968930, Windows Server 2008 with KB968930, Windows 7, and Windows Server 2008 R2 use the [wsmv:ActivityId](#) header to send the RelatedActivityId value, which is used by Event Tracing for Windows to group-related events. For more information, see [\[MSDN-EventTracing\]](#).

<48> [Section 3.1.4.1.12](#): If you do not install KB968930 then Windows Server 2003 R2, Windows Vista SP1, and Windows Server 2008 return a fault if the [wsmv:ActivityId](#) header is received in a response message.

<49> [Section 3.1.4.1.13](#): Windows Server 2003 R2, Windows Vista SP1, Windows Server 2008, Windows 7, and Windows Server 2008 R2 do not include the XMLNS in results when the select statement is of the form "select a, b, c from ..."

<50> [Section 3.1.4.1.13](#): Windows Server 2003 R2, Windows Vista SP1, Windows Server 2008, Windows 7, and Windows Server 2008 R2 return the selected elements in alphabetical order.

<51> [Section 3.1.4.1.13](#): Windows Server 2003 R2, Windows Vista SP1, Windows Server 2008, Windows 7, and Windows Server 2008 R2 do not include the wsmb:Expression element in responses.

<52> [Section 3.1.4.1.13](#): Windows Server 2003 R2, Windows Vista SP1, Windows Server 2008, Windows 7, and Windows Server 2008 R2 support Selector Filter Dialect as specified in [\[DMTF-DSP0226\]](#) Annex E.

<53> [Section 3.1.4.1.15](#): Windows Server 2003 R2 ignores the RequestTotalItemsCountEstimate header if update KB936059 or update KB968930 are not installed.

<54> [Section 3.1.4.1.16](#): Windows Server 2003 R2, Windows Vista SP1, Windows Server 2008, Windows 7 and Windows Server 2008 R2 support the OptimizeEnumeration element.

<55> [Section 3.1.4.1.18](#): Windows Server 2003 R2, Windows Vista SP1, Windows Server 2008, Windows 7, and Windows Server 2008 R2 use the wsman:FragmentTransfer header with WS-Transfer Get and WS-Transfer Put operations.

<56> [Section 3.1.4.1.18](#): Windows Server 2003 R2, Windows Vista SP1, Windows Server 2008, Windows 7, and Windows Server 2008 R2 return a wsman:CannotProcessFilter fault if the xpath starts with a slash "/" character.

[<57> Section 3.1.4.1.18:](#) Windows Server 2003 R2, Windows Vista SP1, Windows Server 2008, Windows 7, and Windows Server 2008 R2 return a wsman:CannotProcessFilter fault if the xpath addresses elements or attributes that are not part of the XML representation and sub-elements of endpoint references (CIM ref properties).

[<58> Section 3.1.4.1.18:](#) Windows Server 2003 R2, Windows Vista SP1, Windows Server 2008, Windows 7, and Windows Server 2008 R2 return the class name (for example, CIM\_Sampl) rather than the class's XSD type (for example, CIM\_Sampl\_Type) when the xpath identifies the type attribute of an embedded object.

[<59> Section 3.1.4.1.18:](#) Windows Server 2003 R2, Windows Vista SP1, Windows Server 2008, Windows 7, and Windows Server 2008 R2 return a was:ActionNotSupported fault or a wsman:FilteringNotSupported fault.

[<60> Section 3.1.4.1.22:](#) Windows Server 2003 R2, Windows Vista SP1, Windows Server 2008, Windows 7, and Windows Server 2008 R2 accept WS-Policy expressions consisting of a sequence of policy assertions but do not accept nested policy assertions.

[<61> Section 3.1.4.1.22:](#) Windows Server 2003 R2, Windows Vista SP1, Windows Server 2008, Windows 7, and Windows Server 2008 R2 reject the request and reply with an error response when receiving WS-Policy expressions in which a single wsp:All element contains more than one wsman:Authentication assertion.

[<62> Section 3.1.4.1.23:](#) Windows Server 2003 R2, Windows Vista SP1, Windows Server 2008, Windows 7, and Windows Server 2008 R2 use the following string for the Vendor element: Microsoft Corporation.

Windows Server 2003 R2, Windows Vista SP1, Windows Server 2008, Windows 7, and Windows Server 2008 R2 use the following format for the ProductVersion element when the Identify request is authenticated (where d is a 32-bit unsigned integer. For example: OS: 5.2.3790 SP: 1.0 Stack: 1.0):

OS: d.d.d SP: d.d Stack: d.d

**OS:** The major and minor version numbers of the operating system.

**SP:** The service pack installed on the computer.

**Stack:** A version number that identifies which version of the WS-Management stack implementation is running.

[<63> Section 3.1.4.1.23:](#) Windows Server 2003 R2, Windows Vista SP1, and Windows Server 2008 use the following format for the ProductVersion element when the Identify request is unauthenticated and the WSMANIDENTIFY HTTP header is present.

OS: 0.0.0 SP: 0.0 Stack: 1.1

Windows Server 2003 R2 with KB968930, Windows Vista SP1 with KB968930, Windows Server 2008 with KB968930, Windows 7, and Windows Server 2008 R2 use the following format for the ProductVersion element when the Identify request is unauthenticated and the WSMANIDENTIFY HTTP header is present.

OS: 0.0.0 SP: 0.0 Stack: 2.0

[<64> Section 3.1.4.1.28:](#) If you do not install KB968930 then Windows Server 2003 R2, Windows Vista SP1, and Windows Server 2008 authorize the request by using the RootSDDL configuration setting specified in Server Configuration Data Types.

<65> [Section 3.1.4.1.29.2](#): Windows Server 2003 R2, Windows Vista SP1, Windows Server 2008, Windows 7, and Windows Server 2008 R2 only accept user names to local accounts when using Basic or Negotiate.

<66> [Section 3.1.4.1.29.2](#): Windows Server 2003 R2, Windows Vista SP1, and Windows Server 2008 return a wsman:SchemaValidationError fault whenever they receive a Put request containing a CredSSP property for the resource URI <http://schemas.microsoft.com/wbem/wsman/1/config/service/auth>. Windows Vista SP1 with KB968930, Windows Server 2008 with KB968930, Windows 7, and Windows Server 2008 R2 support CredSSP as an authentication scheme and accept Put requests containing the CredSSP property.

<67> [Section 3.1.4.1.29.2](#): Windows Server 2003 R2, Windows Vista SP1, and Windows Server 2008 return a wsman:SchemaValidationError fault whenever they receive a Put request containing a CbtHardeningLevel property for the resource URI <http://schemas.microsoft.com/wbem/wsman/1/config/service/auth>. Windows Server 2003 R2 with KB968930, Windows Vista SP1 with KB968930, Windows Server 2008 with KB968930, Windows 7, and Windows Server 2008 R2 support the CbtHardeningLevel property and accept Put requests containing the CbtHardeningLevel property.

<68> [Section 3.1.4.1.29.4](#): If you do not install KB968930 then Windows Server 2003 R2, Windows Vista SP1, and Windows Server 2008 do not support the <http://schemas.microsoft.com/wbem/wsman/1/config/service/security> resource URI.

<69> [Section 3.1.4.1.29.5](#): Windows Server 2003 R2, Windows Vista SP1, Windows Server 2008, Windows 7, and Windows Server 2008 R2 compute the value of the ListeningOn property as follows:

- If the value of the Address property is equal to "\*", then ListeningOn is set to a list of all IP addresses exposed by all network interfaces on the machine.
- If the value of the Address property begins with the prefix "MAC:", then ListeningOn is set to a list of all IP addresses exposed by the particular network interface that is represented by the specified MAC address.
- If the value of the Address property begins with the prefix "IP:", then ListeningOn is set to the specified IP address.

After the value of ListeningOn is set, the list of IP addresses is filtered based on the values of the IPv4Filter and IPv6Filter settings as specified in section [2.2.4.32](#). Any IP address that does not meet the criteria specified in section [2.2.4.32](#) will be removed from the list in ListeningOn.

<70> [Section 3.1.4.1.30.1](#): Windows Server 2003 R2 with KB936059 or KB968930, Windows Vista SP1, Windows Server 2008, Windows 7, and Windows Server 2008 R2 support ReadExisitingEvent option only, as defined previously.

<71> [Section 3.1.4.1.30.1](#): Windows Server 2003 R2, Windows Vista SP1, Windows Server 2008, Windows 7, and Windows Server 2008 R2 support ReadExisitingEvent option as well as predefined, reserved bookmark, <http://schemas.dmtf.org/wbem/wsman/1/wsman/bookmark/earliest>, as specified in [\[DMTF-DSP0226\]](#) section 10.2.6.

<72> [Section 3.1.4.1.31](#): Plugins are supported only on Windows Server 2003 R2 with KB968930, Windows Vista SP1 with KB968930, Windows Server 2008 with KB968930, Windows 7, and Windows Server 2008 R2.

<73> [Section 3.1.4.1.31](#): This mechanism is only supported on Windows Server 2003 R2, Windows Vista SP1, and Windows Server 2008.



[<74> Section 3.1.4.1.31.2:](#) If you do not install KB968930 then Windows Server 2003 R2, Windows Vista SP1, and Windows Server 2008 return a wsa:InvalidMessageInformationHeader fault if the wsman:DataLocale header is received in a response message.

[<75> Section 3.1.4.1.31.3:](#) Windows Server 2003 R2, Windows Vista SP1, and Windows Server 2008 return a wsman:SchemaValidationError fault. The message contents depend on the error condition encountered. Windows Server 2003 R2 with KB968930, Windows Vista SP1 with KB968930, Windows Server 2008 with KB968930, Windows 7, and Windows Server 2008 R2 return a wsman:InvalidValue fault with the following f:Message: "The parameter is incorrect."

[<76> Section 3.1.4.1.31.4:](#) Windows Server 2003 R2 with KB968930, Windows Vista SP1 with KB968930, Windows Server 2008 with KB968930, Windows 7 and Windows Server 2008 R2 send an HTTP cookie only when it is received in a response from the server. If a client receives an HTTP cookie as a part of a response message, it sends that HTTP cookie with any subsequent request message to that shell.

Windows Server 2003 R2, Windows Vista SP1, and Windows Server 2008 do not send an HTTP cookie unless KB968930 is installed.

[<77> Section 3.1.4.1.33.3:](#) Windows Server 2003 R2 without the KB968930, Windows Vista SP1 without the KB968930, and Windows Server 2008 without the KB968930 do not implement the microsoft.powershell plugin.

[<78> Section 3.1.4.2:](#) Windows Server 2003 R2, Windows Vista SP1, and Windows Server 2008 use the resource URI <http://schemas.microsoft.com/wbem/wsman/1/config/winrs/customremoteshell> to manipulate the Custom Remote Shell URI configuration table. Windows Server 2003 R2 with KB968930, Windows Vista SP1 with KB968930, Windows Server 2008 with KB968930, Windows 7, and Windows Server 2008 R2 do not; if an operation is issued to the resource URI <http://schemas.microsoft.com/wbem/wsman/1/config/winrs/customremoteshell>, an error is returned.

[<79> Section 3.1.4.2.1:](#) Windows Server 2003 R2, Windows Vista SP1, Windows Server 2008, Windows 7, and Windows Server 2008 R2 allow wst:Get messages to be sent to a particular Shell, asynchronously, to any outstanding messages in progress to the specified Shell.

[<80> Section 3.1.4.2.1:](#) Windows Server 2003 R2, Windows Vista SP1, and Windows Server 2008 support wst:Get operations on the resource URIs specified. On Windows Server 2003 R2 with KB968930, Windows Vista SP1 with KB968930, Windows Server 2008 with KB968930, Windows 7, and Windows Server 2008 R2, the resource URI <http://schemas.microsoft.com/wbem/wsman/1/windows/shell> is used for wst:Get operations regardless of the type of shell. If another resource URI (such as <http://schemas.microsoft.com/wbem/wsman/1/windows/shell/cmd>) is specified, an error is returned.

[<81> Section 3.1.4.2.1:](#) Windows Server 2003 R2, Windows Vista SP1, and Windows Server 2008 do not return the following elements in the wst:GetResponse from a remote shell resource: <ResourceUri>, <Owner>, <ClientIP>, <IdleTimeout>, <ShellRunTime>, and <ShellInactivity>. Windows Server 2003 R2 with KB968930, Windows Vista SP1 with KB968930, Windows Server 2008 with KB968930, Windows 7, and Windows Server 2008 R2 do return the above listed elements.

[<82> Section 3.1.4.2.1:](#) Windows Server 2003 R2, Windows Vista SP1, and Windows Server 2008 do return the <Lifetime> element in the wst:GetResponse from a remote shell resource. Windows Server 2003 R2 with KB968930, Windows Vista SP1 with KB968930, Windows Server 2008 with KB968930, Windows 7, and Windows Server 2008 R2 do not return the <Lifetime> element in the wst:GetResponse from a remote shell resource.

[<83> Section 3.1.4.3:](#) Windows Server 2003 R2, Windows Vista SP1, Windows Server 2008, Windows 7, and Windows Server 2008 R2 do not support Put operations on the <http://schemas.microsoft.com/wbem/wsman/1/config/service/defaultports> resource URI.

[<84> Section 3.1.4.4.1:](#) Windows Server 2003 R2, Windows Vista SP1, Windows Server 2008, Windows 7, and Windows Server 2008 R2 allow wst:Delete messages to be sent to a particular Shell in order to forcibly close the Shell, asynchronously to any outstanding messages in progress to the specified Shell.

[<85> Section 3.1.4.5.2:](#) Windows Server 2003 R2, Windows Vista SP1, Windows Server 2008, Windows 7, and Windows Server 2008 R2 use the options WINRS\_NOPROFILE and WINRS\_CODEPAGE when creating a remote shell.

[<86> Section 3.1.4.5.2.1:](#) Windows Server 2003 R2, Windows Vista SP1, and Windows Server 2008 return the detail f:Message as stated. Windows Server 2003 R2 with KB968930, Windows Vista SP1 with KB968930, Windows Server 2008 with KB968930, Windows 7, and Windows Server 2008 R2 return the detail f:Message as follows: "The WS-Management service cannot process the request. The maximum number of concurrent shells for this user has been exceeded. Close existing shells or raise the quota for this user."

[<87> Section 3.1.4.8.2:](#) Windows Server 2003 R2, Windows Vista SP1, and Windows Server 2008 support wsen:Enumerate operations on the resource URIs specified. On Windows Server 2003 R2 with KB968930, Windows Vista SP1 with KB968930, Windows Server 2008 with KB968930, Windows 7, and Windows Server 2008 R2, the resource URI <http://schemas.microsoft.com/wbem/wsman/1/windows/shell> is used for wsen:Enumerate operations regardless of the type of shell. If another resource URI (such as <http://schemas.microsoft.com/wbem/wsman/1/windows/shell/cmd>) is specified, an error is returned.

[<88> Section 3.1.4.11:](#) If you do not install KB968930 then Windows Server 2003 R2, Windows Vista SP1, and Windows Server 2008 only support one outstanding command per instance of the shell processor. To achieve concurrent commands, more than one instance of the Shell must be created. An attempt to execute a new command while the data stream of a previously executed command is still active will result in a wsman:Concurrency fault.

[<89> Section 3.1.4.11:](#) Windows Server 2003 R2, Windows Vista SP1, Windows Server 2008, Windows 7, and Windows Server 2008 R2 use the options WINRS\_CONSOLEMODE\_STDIN or WINRS\_SKIP\_CMD\_SHELL with the Command message.

[<90> Section 3.1.4.14:](#) Windows Server 2003 R2, Windows Vista SP1, Windows Server 2008, Windows 7, and Windows Server 2008 R2 allow Receive messages to execute concurrently with Send messages.

[<91> Section 3.1.4.14:](#) Windows Server 2003 R2, Windows Vista SP1, Windows Server 2008, Windows 7, and Windows Server 2008 R2 reject processing new Command requests and reply with an error response until successfully returning a ReceiveResponse with a CommandState element, indicating that the command has terminated or succeeded.

[<92> Section 3.1.4.14:](#) On Windows Server 2003 R2, Windows Vista SP1, Windows Server 2008, Windows 7, and Windows Server 2008 R2, the streams STDOUT and STDERR always end by using the `rsp:Stream/@End` attribute.

[<93> Section 3.1.4.14:](#) Windows Server 2003 R2, Windows Vista SP1, Windows Server 2008, Windows 7, and Windows Server 2008 R2 do not notify that a command is blocked while waiting for input stream content by returning a `rsp:CommandState` element with the `<Status>` element set to `rsp:CommandState/Pending`. The `<Status>` element of the `rsp:CommandState` element is only set

to `rsp:CommandState/Pending` when the command is pending termination; the subsequent value of the `<Status>` element is always `rsp:CommandState/Done`.

[<94> Section 3.2.4.1.19](#): Windows Server 2003 R2 with KB968930, Windows Vista SP1 with KB968930, Windows Server 2008 with KB968930, Windows 7, and Windows Server 2008 R2 clients send the `CompressionType` SOAP header as part of the `wst:Create` message with the value "xpress" to request the encoding according to the compression algorithm "COMP\_ALG\_W2K3", as specified in [\[MS-DRDM\]](#). This SOAP header is not necessarily sent with every `wst:Create` message; its inclusion is based on local configuration.

[<95> Section 3.2.4.1.22.2](#): Windows Server 2003 R2, Windows Vista SP1, and Windows Server 2008 return a `wsman:SchemaValidationError` fault whenever they receive a `Put` request containing a `CredSSP` property for the resource URI `http://schemas.microsoft.com/wbem/wsman/1/config/client/auth`. Windows Vista SP1 with KB968930, Windows Server 2008 with KB968930, Windows 7, and Windows Server 2008 R2 support `CredSSP` as an authentication scheme and accept `Put` requests containing the `CredSSP` property.

[<96> Section 3.2.6.1](#): On Windows Server 2003 R2, Windows Vista SP1, Windows Server 2008, Windows 7, and Windows Server 2008 R2 the network location of the event collector is configured using Group Policy.

[<97> Section 5.1](#): The default security profile used by Windows Server 2003 R2, Windows Vista SP1, Windows Server 2008, Windows 7, and Windows Server 2008 R2 is `wsman:secprofile/https/spnego-kerberos`.

[<98> Section 5.1](#): Windows Server 2003 R2, Windows Vista SP1, Windows Server 2008, Windows 7, and Windows Server 2008 R2 implement the following additional security profile: `wsman:secprofile/https/mutual` described in [\[DMTF-DSP0226\]](#) Annex C.3.5.



## 8 Change Tracking

This section identifies changes that were made to the [MS-WSMV] protocol document between the January 2011 and February 2011 releases. Changes are classified as New, Major, Minor, Editorial, or No change.

The revision class **New** means that a new document is being released.

The revision class **Major** means that the technical content in the document was significantly revised. Major changes affect protocol interoperability or implementation. Examples of major changes are:

- A document revision that incorporates changes to interoperability requirements or functionality.
- An extensive rewrite, addition, or deletion of major portions of content.
- The removal of a document from the documentation set.
- Changes made for template compliance.

The revision class **Minor** means that the meaning of the technical content was clarified. Minor changes do not affect protocol interoperability or implementation. Examples of minor changes are updates to clarify ambiguity at the sentence, paragraph, or table level.

The revision class **Editorial** means that the language and formatting in the technical content was changed. Editorial changes apply to grammatical, formatting, and style issues.

The revision class **No change** means that no new technical or language changes were introduced. The technical content of the document is identical to the last released version, but minor editorial and formatting changes, as well as updates to the header and footer information, and to the revision summary, may have been made.

Major and minor changes can be described further using the following change types:

- New content added.
- Content updated.
- Content removed.
- New product behavior note added.
- Product behavior note updated.
- Product behavior note removed.
- New protocol syntax added.
- Protocol syntax updated.
- Protocol syntax removed.
- New content added due to protocol revision.
- Content updated due to protocol revision.
- Content removed due to protocol revision.
- New protocol syntax added due to protocol revision.

- Protocol syntax updated due to protocol revision.
- Protocol syntax removed due to protocol revision.
- New content added for template compliance.
- Content updated for template compliance.
- Content removed for template compliance.
- Obsolete document removed.

Editorial changes are always classified with the change type **Editorially updated**.

Some important terms used in the change type descriptions are defined as follows:

- **Protocol syntax** refers to data elements (such as packets, structures, enumerations, and methods) as well as interfaces.
- **Protocol revision** refers to changes made to a protocol that affect the bits that are sent over the wire.

The changes made to this document are listed in the following table. For more information, please contact [protocol@microsoft.com](mailto:protocol@microsoft.com).

Section	Tracking number (if applicable) and description	Major change (Y or N)	Change type
<a href="#">2.2.4.4 ClientAuthType</a>	58853 Specified that the default value of the Negotiate xs:element must be true and removed Knowledge Base update numbers from the product behavior note.	Y	Content updated.
<a href="#">2.2.4.4 ClientAuthType</a>	58906 Specified that the default value of the Digest xs:element must be true.	Y	Content updated.
<a href="#">2.2.4.4 ClientAuthType</a>	58907 Specified that the default value of the Kerberos xs:element must be true.	Y	Content updated.
<a href="#">2.2.4.4 ClientAuthType</a>	58909 Specified that the default value of the Certificate xs:element must be true.	Y	Content updated.
<a href="#">2.2.4.4 ClientAuthType</a>	58910 Specified that the default value of the CredSSP xs:element must be false.	Y	Content updated.
<a href="#">2.2.4.5 ClientDefaultPortsType</a>	59045 Added "default" values in "ClientDefaultPortsType" code snippet.	Y	Content updated.
<a href="#">2.2.4.32 ServiceType</a>	59485 Added a default value for the MaxConnections element.	Y	Content updated.

Section	Tracking number (if applicable) and description	Major change (Y or N)	Change type
<a href="#">4.2.3 Client Certificate Mapping Configuration</a>	58346 Replaced the "cert" namespace prefix with "wsmv".	Y	Content updated.
<a href="#">6 Appendix A: Full WSDL</a>	58452 Changed the default value from "50" to "150" for the MaxEnvelopeSizekb xs:element in the IDL code .	N	Content updated.
<a href="#">6 Appendix A: Full WSDL</a>	58853 Changed default setting from "false" to "true" for the Basic, Digest, Kerberos, Negotiate, and Certificate xs:Boolean type xs:elements.	N	Content updated.
<a href="#">6 Appendix A: Full WSDL</a>	58901 Changed default setting from "false" to "true" for the Basic xs:Boolean type xs:element.	N	Content updated.
<a href="#">6 Appendix A: Full WSDL</a>	58902 Changed default setting from "false" to "true" for the Digest xs:Boolean type xs:element.	N	Content updated.
<a href="#">6 Appendix A: Full WSDL</a>	58903 Changed default setting from "false" to "true" for the Kerberos xs:Boolean type xs:element.	N	Content updated.
<a href="#">6 Appendix A: Full WSDL</a>	58904 Changed default setting from "false" to "true" for the Negotiate xs:Boolean type xs:element.	N	Content updated.
<a href="#">6 Appendix A: Full WSDL</a>	58905 Changed default setting from "false" to "true" for the Certificate xs:Boolean type xs:element.	N	Content updated.
<a href="#">6 Appendix A: Full WSDL</a>	59040 Changed default values for <xs:element name="HTTP" type="xs:unsignedInt" from "80" to "5985, and for <xs:element name="HTTPS" type="xs:unsignedInt" from "443" to "5986".	N	Content updated.
<a href="#">6 Appendix A: Full WSDL</a>	59042 Changed default values for <xs:element name="HTTP" type="xs:unsignedInt" from "80" to "5985, and for <xs:element name="HTTPS" type="xs:unsignedInt" from "443" to "5986".	N	Content updated.
<a href="#">6 Appendix A: Full WSDL</a>	59043 Changed default values for <xs:element name="HTTP" type="xs:unsignedInt" from "80" to "5985, and for <xs:element name="HTTPS" type="xs:unsignedInt" from "443" to "5986".	N	Content updated.
<a href="#">6 Appendix A: Full WSDL</a>	59045 Changed default values for <xs:element name="HTTP" type="xs:unsignedInt" from "80" to "5985, and for <xs:element name="HTTPS"	N	Content updated.

Section	Tracking number (if applicable) and description	Major change (Y or N)	Change type
	type="xs:unsignedInt" from "443" to "5986".		

## 9 Index

### A

Abstract data model  
  [client](#) 119  
  [server](#) 66  
[AnyXmlMessage message](#) 19  
[Applicability](#) 16  
[ArgumentType simple type](#) 52  
[Arrays](#) 77  
[Attribute groups](#) 57  
[Attributes](#) 56  
[AuthenticationType complex type](#) 22

### B

[Binary attachments](#) 77

### C

[Capability negotiation](#) 16  
[CapabilityEnumeration complex type](#) 53  
[CapabilityType complex type](#) 23  
[CertMappingType complex type](#) 24  
[Change tracking](#) 209  
[Characters - nonprintable](#) 77  
[CIM data types](#) 54  
[CIM examples](#) 126  
Client  
  [abstract data model](#) 119  
  [initialization](#) 119  
  [message processing](#) 120  
  [overview](#) 66  
  [sequencing rules](#) 120  
  [timers](#) 119  
  [Web Services Management Protocol Extensions for Windows Vista](#) 119  
[ClientAuthType complex type](#) 24  
[ClientDefaultPortsType complex type](#) 26  
[ClientType complex type](#) 26  
[CommandLine complex type](#) 28  
[CommandResponse complex type](#) 28  
[CommandStateEnumeration simple type](#) 54  
[CommandStateType complex type](#) 29  
[Common headers](#) 68  
Complex types  
  [AuthenticationType](#) 22  
  [CapabilityEnumeration](#) 53  
  [CapabilityType](#) 23  
  [CertMappingType](#) 24  
  [ClientAuthType](#) 24  
  [ClientDefaultPortsType](#) 26  
  [ClientType](#) 26  
  [CommandLine](#) 28  
  [CommandResponse](#) 28  
  [CommandStateType](#) 29  
  [ConfigType](#) 29  
  [CustomRemoteShell](#) 30  
  [DesiredStreamType](#) 31

[EnvironmentVariable](#) 32  
  [EnvironmentVariableList](#) 32  
  [InitializationParametersType](#) 32  
  [ListenerType](#) 33  
  [MachineIDType](#) 34  
  [overview](#) 20  
  [ParamType](#) 35  
  [PluginType](#) 35  
  [Receive](#) 37  
  [ReceiveResponse](#) 37  
  [ResourcesContainerType](#) 38  
  [ResourceType](#) 38  
  [SecurityType](#) 39  
  [Send](#) 40  
  [SendResponse](#) 40  
  [ServiceAuthType](#) 40  
  [ServiceDefaultPortsType](#) 42  
  [ServiceType](#) 42  
  [Shell](#) 44  
  [Signal](#) 46  
  [SignalResponse](#) 47  
  [StreamType](#) 47  
  [SubscriptionType](#) 48  
  [WinrsType](#) 49  
  [WSManFaultType](#) 51  
[Compressed message types](#) 65  
[Compression example](#) 154  
[Concurrent operations](#) 75  
[ConfigType complex type](#) 29  
Configuration  
  [http://schemas.microsoft.com/wbem/wsman/1/config/client](#) 124  
  [http://schemas.microsoft.com/wbem/wsman/1/config/client/auth](#) 124  
  [http://schemas.microsoft.com/wbem/wsman/1/config/listener](#) 81  
  [http://schemas.microsoft.com/wbem/wsman/1/config/service](#) 79  
  [http://schemas.microsoft.com/wbem/wsman/1/config/service/auth](#) 79  
  [http://schemas.microsoft.com/wbem/wsman/1/config/service/security](#) 80  
[Configuration examples](#) 137  
[CredSSPEncryptedMessage](#) 61  
[CustomRemoteShell complex type](#) 30

### D

Data model - abstract  
  [client](#) 119  
  [server](#) 66  
Data types  
  [CIM](#) 54  
[DesiredStreamType complex type](#) 31  
[Discovery](#) 76

### E

[EmptyMessage message](#) 19  
[Encrypted data](#) ([section 2.2.9.1.1.2.2](#) 59, [section 2.2.9.1.2.2.2](#) 61, [section 2.2.9.1.3.2.2.2](#) 65)  
[Encrypted message types](#) 57  
[Encryption example](#) 155  
[EnvironmentVariable complex type](#) 32  
[EnvironmentVariableList complex type](#) 32  
[Event delivery - WS-Management](#) 84  
[Event subscription example](#) 153  
Events  
    [local - server](#) 118  
    [timer - server](#) 118  
[Events example](#) 152  
Examples  
    [CIM examples](#) 126  
    [compression example](#) 154  
    [configuration examples](#) 137  
    [encryption example](#) 155  
    [event subscription example](#) 153  
    [events example](#) 152  
    [fault detail example](#) 181  
    [overview](#) 126  
    [remote Shell examples](#) 161  
    [Selector Filter Dialect example](#) 181  
[ExitCodeType simple type](#) 54

## F

[Fault detail example](#) 181  
[Fault details](#) 76  
[Fields - vendor-extensible](#) 16  
[Full WSDL](#) 186

## G

[Glossary](#) 10  
[Groups](#) 56

## H

[HTTP Headers message](#) ([section 2.2.9.1.1.1](#) 57, [section 2.2.9.1.2.1](#) 59, [section 2.2.9.1.3.1.1](#) 61, [section 2.2.9.1.3.2.1](#) 63)

## I

[I/O streams](#) 88  
[Implementer - security considerations](#) 184  
[Inbound message size](#) 76  
[Informative references](#) 13  
Initialization  
    [client](#) 119  
    [server](#) 67  
[InitializationParametersType complex type](#) 32  
[Introduction](#) 10

## K

[KerberosEncryptedMessage](#) 59

## L

[ListenerType complex type](#) 33

Local events  
    [server](#) 118  
    [WS-Management](#) 78

## M

[MachineIDType complex type](#) 34  
[Message payload](#) ([section 2.2.9.1.1.2](#) 58, [section 2.2.9.1.2.2](#) 60, [section 2.2.9.1.3.1.2](#) 62, [section 2.2.9.1.3.2.2](#) 64)  
Message processing  
    [client](#) 120  
    [server](#) 68  
    [WS-Management - Remote Shell Access](#) 86

## Messages

[AnyXmlMessage message](#) 19  
[ArgumentType simple type](#) 52  
[attribute groups](#) 57  
[attributes](#) 56  
[AuthenticationType complex type](#) 22  
[CapabilityEnumeration complex type](#) 53  
[CapabilityType complex type](#) 23  
[CertMappingType complex type](#) 24  
[CIM data types](#) 54  
[ClientAuthType complex type](#) 24  
[ClientDefaultPortsType complex type](#) 26  
[ClientType complex type](#) 26  
[CommandLine complex type](#) 28  
[CommandResponse complex type](#) 28  
[CommandStateEnumeration simple type](#) 54  
[CommandStateType complex type](#) 29  
[complex types](#) 20  
[compressed message types](#) 65  
[ConfigType complex type](#) 29  
[content greater than 16 kilobytes](#) 63  
[content less than or equal to 16 kilobytes](#) 61  
[CustomRemoteShell complex type](#) 30  
[DesiredStreamType complex type](#) 31  
[elements](#) 20  
[EmptyMessage message](#) 19  
[encrypted message types](#) 57  
[enumerated](#) 18  
[EnvironmentVariable complex type](#) 32  
[EnvironmentVariableList complex type](#) 32  
[ExitCodeType simple type](#) 54  
[groups](#) 56  
[InitializationParametersType complex type](#) 32  
[ListenerType complex type](#) 33  
[MachineIDType complex type](#) 34  
[namespaces](#) 17  
[OptionalXmlMessage message](#) 19  
[overview](#) 17  
[ParamType complex type](#) 35  
[PluginType complex type](#) 35  
[Receive complex type](#) 37  
[ReceiveResponse complex type](#) 37  
[ResourcesContainerType complex type](#) 38  
[ResourceType complex type](#) 38  
[SecurityType complex type](#) 39  
[Send complex type](#) 40  
[SendResponse complex type](#) 40

- [ServiceAuthType complex type](#) 40
- [ServiceDefaultPortsType complex type](#) 42
- [ServiceType complex type](#) 42
- [Shell complex type](#) 44
- [Signal complex type](#) 46
- [SignalCodeEnumeration simple type](#) 55
- [SignalResponse complex type](#) 47
- [simple types](#) 52
- [StreamName simple type](#) 55
- [StreamNameList simple type](#) 56
- [StreamType complex type](#) 47
- [structures](#) 57
- [SubscriptionType complex type](#) 48
- [syntax](#) 17
- [transport](#) 17
- [WinrsType complex type](#) 49
- [WSManFaultType complex type](#) 51
- [XmlRenderingTypeEnumeration simple type](#) 56
- [Metadata](#) 76
- Metadata Fields message ([section 2.2.9.1.1.2.1](#) 58, [section 2.2.9.1.2.2.1](#) 60, [section 2.2.9.1.3.1.2.1](#) 62, [section 2.2.9.1.3.2.2.1](#) 64)

## N

- [Namespaces](#) 17
- [NegotiateEncryptedMessage](#) 57
- [Nonprintable characters](#) 77
- [Normative references](#) 12

## O

- Operations
  - [Command](#) 110
  - [Create](#) 100
  - [Delete](#) 99
  - [Enumerate](#) 105
  - [Get](#) 94
  - [Pull](#) 107
  - [Put](#) 97
  - [Receive](#) 115
  - [Release](#) 109
  - [Send](#) 113
  - [Signal](#) 112
  - [Subscribe](#) 104
  - [Unsubscribe](#) 104
- [OptionalXmlMessage message](#) 19
- [Overview](#) 14

## P

- [ParamType complex type](#) 35
- [PluginType complex type](#) 35
- [Preconditions](#) 15
- [Prerequisites](#) 15
- [Product behavior](#) 199

## R

- [Receive complex type](#) 37
- [ReceiveResponse complex type](#) 37
- References

- [informative](#) 13
- [normative](#) 12
- [Relationship to other protocols](#) 15
- [Remote Shell examples](#) 161
- [ResourcesContainerType complex type](#) 38
- [ResourceType complex type](#) 38

## S

- Security
  - [implementer considerations](#) 184
  - [overview](#) 184
- [SecurityType complex type](#) 39
- [Selector Filter Dialect example](#) 181
- [Send complex type](#) 40
- [SendResponse complex type](#) 40
- Sequencing rules
  - [client](#) 120
  - [server](#) 68
- Server
  - [abstract data model](#) 66
  - [Command operation](#) 110
  - [Create operation](#) 100
  - [Delete operation](#) 99
  - [Enumerate operation](#) 105
  - [Get operation](#) 94
  - [initialization](#) 67
  - [local events](#) 118
  - [message processing](#) 68
  - [overview](#) 66
  - [Pull operation](#) 107
  - [Put operation](#) 97
  - [Receive operation](#) 115
  - [Release operation](#) 109
  - [Send operation](#) 113
  - [sequencing rules](#) 68
  - [Signal operation](#) 112
  - [Subscribe operation](#) 104
  - [timer events](#) 118
  - [timers](#) 67
  - [Unsubscribe operation](#) 104
  - [Web Services Management Protocol Extensions for Windows Vista](#) 66
- [ServiceAuthType complex type](#) 40
- [ServiceDefaultPortsType complex type](#) 42
- [ServiceType complex type](#) 42
- [Shell complex type](#) 44
- [Signal complex type](#) 46
- [SignalCodeEnumeration simple type](#) 55
- [SignalResponse complex type](#) 47
- [Simple types](#) 52
  - [ArgumentType](#) 52
  - [CommandStateEnumeration](#) 54
  - [ExitCodeType](#) 54
  - [SignalCodeEnumeration](#) 55
  - [StreamName](#) 55
  - [StreamNameList](#) 56
  - [XmlRenderingTypeEnumeration](#) 56
- [Standards assignments](#) 16
- [StreamName simple type](#) 55
- [StreamNameList simple type](#) 56
- [StreamType complex type](#) 47

[Structures - messages - overview](#) 57  
[SubscriptionType complex type](#) 48  
[Syntax - messages - overview](#) 17

## T

Timer events  
  [server](#) 118  
  [WS-Management](#) 78  
Timers  
  [client](#) 119  
  [server](#) 67  
[Tracking changes](#) 209  
[Transport](#) 17  
Types  
  [complex](#) 20  
  [simple](#) 52

## V

[Vendor-extensible fields](#) 16  
[Versioning](#) 16

## W

[Web Services Management Protocol Extensions for Windows Vista client](#) 119  
[Web Services Management Protocol Extensions for Windows Vista server](#) 66  
[WinrsType complex type](#) 49  
[wsa:FaultTo](#) 70  
[wsa:MessageID](#) 70  
[wsa:ReplyTo](#) 69  
[WSDL](#) 186  
[wsen:Enumerate](#) 107  
[wsen:Filter](#) 72  
[wsen:MaxElements](#) 74  
[wsen:Pull](#) 74  
[wsen:PullResponse](#) 90  
wsman:DataLocale ([section 3.1.4.1.9](#) 71, [section 3.2.4.1.5](#) 121)  
[wsman:EnumerationMode](#) 74  
[wsman:Filter](#) 122  
wsman:FragmentTransfer ([section 3.1.4.1.18](#) 75, [section 3.2.4.1.14](#) 122)  
wsman:Locale ([section 3.1.4.1.8](#) 71, [section 3.1.4.1.31.2](#) 89)  
[wsman:MaxEnvelopeSize](#) 70  
[wsman:OperationTimeout](#) 70  
[wsman:OptimizeEnumeration](#) 74  
wsman:OptionSet ([section 3.1.4.1.10](#) 71, [section 3.2.4.1.6](#) 121)  
[wsman:QuotaLimit](#) 103  
[wsman:RequestEPR](#) 72  
[wsman:RequestTotalItemsCountEstimate](#) 74  
[wsman:ResourceURI](#) 68  
[wsman:SchemaValidationError](#) 90  
[wsman:SelectorSet](#) 69  
WS-Management  
  [event delivery](#) 84  
  [local events](#) 78  
WS-Management - Remote Shell Access

[message processing](#) 86  
[WSManFaultType complex type](#) 51  
[wsmb:PolymorphismMode](#) 77  
[wst:Get](#) 96  
[wxf:Create](#) 102  
[wxf>Delete](#) 100

## X

[XmlRenderingTypeEnumeration simple type](#) 56