

[MS-FSSHTTPB]: Binary Requests for File Synchronization via SOAP Protocol Specification

Intellectual Property Rights Notice for Open Specifications Documentation

- **Technical Documentation.** Microsoft publishes Open Specifications documentation for protocols, file formats, languages, standards as well as overviews of the interaction among each of these technologies.
- **Copyrights.** This documentation is covered by Microsoft copyrights. Regardless of any other terms that are contained in the terms of use for the Microsoft website that hosts this documentation, you may make copies of it in order to develop implementations of the technologies described in the Open Specifications and may distribute portions of it in your implementations using these technologies or your documentation as necessary to properly document the implementation. You may also distribute in your implementation, with or without modification, any schema, IDL's, or code samples that are included in the documentation. This permission also applies to any documents that are referenced in the Open Specifications.
- **No Trade Secrets.** Microsoft does not claim any trade secret rights in this documentation.
- **Patents.** Microsoft has patents that may cover your implementations of the technologies described in the Open Specifications. Neither this notice nor Microsoft's delivery of the documentation grants any licenses under those or any other Microsoft patents. However, a given Open Specification may be covered by Microsoft's Open Specification Promise (available here: <http://www.microsoft.com/interop/osp>) or the Community Promise (available here: <http://www.microsoft.com/interop/cp/default.mspx>). If you would prefer a written license, or if the technologies described in the Open Specifications are not covered by the Open Specifications Promise or Community Promise, as applicable, patent licenses are available by contacting iplg@microsoft.com.
- **Trademarks.** The names of companies and products contained in this documentation may be covered by trademarks or similar intellectual property rights. This notice does not grant any licenses under those rights.
- **Fictitious Names.** The example companies, organizations, products, domain names, e-mail addresses, logos, people, places, and events depicted in this documentation are fictitious. No association with any real company, organization, product, domain name, email address, logo, person, place, or event is intended or should be inferred.

Reservation of Rights. All other rights are reserved, and this notice does not grant any rights other than specifically described above, whether by implication, estoppel, or otherwise.

Tools. The Open Specifications do not require the use of Microsoft programming tools or programming environments in order for you to develop an implementation. If you have access to Microsoft programming tools and environments you are free to take advantage of them. Certain Open Specifications are intended for use in conjunction with publicly available standard specifications and network programming art, and assumes that the reader either is familiar with the aforementioned material or has immediate access to it.

Revision Summary

Date	Revision History	Revision Class	Comments
07/13/2009	0.1	Major	Initial Availability
08/28/2009	0.2	Editorial	Revised and edited the technical content
11/06/2009	0.3	Editorial	Revised and edited the technical content
02/19/2010	1.0	Major	Updated and revised the technical content
03/31/2010	1.01	Editorial	Revised and edited the technical content
04/30/2010	1.02	Editorial	Revised and edited the technical content
06/07/2010	1.03	Editorial	Revised and edited the technical content
06/29/2010	1.04	Editorial	Changed language and formatting in the technical content.
07/23/2010	1.05	Minor	Clarified the meaning of the technical content.
09/27/2010	1.06	Editorial	Changed language and formatting in the technical content.
11/15/2010	1.06	No change	No changes to the meaning, language, or formatting of the technical content.
12/17/2010	1.07	Editorial	Changed language and formatting in the technical content.

Table of Contents

1 Introduction	7
1.1 Glossary	7
1.2 References	7
1.2.1 Normative References	7
1.2.2 Informative References	7
1.3 Protocol Overview (Synopsis)	7
1.4 Relationship to Other Protocols	8
1.5 Prerequisites/Preconditions	8
1.6 Applicability Statement	8
1.7 Versioning and Capability Negotiation	8
1.8 Vendor-Extensible Fields	8
1.9 Standards Assignments	8
2 Messages	9
2.1 Transport	9
2.2 Common Data Types	9
2.2.1 Basic Types	9
2.2.1.1 Compact Unsigned 64-bit Integer	9
2.2.1.1.1 Compact Uint Zero	9
2.2.1.1.2 Compact Uint 7 bit values	9
2.2.1.1.3 Compact Uint 14 bit values	9
2.2.1.1.4 Compact Uint 21 bit values	10
2.2.1.1.5 Compact Uint 28 bit values	10
2.2.1.1.6 Compact Uint 35 bit values	10
2.2.1.1.7 Compact Uint 42 bit values	11
2.2.1.1.8 Compact Uint 49 bit values	11
2.2.1.1.9 Compact Uint 64 bit values	11
2.2.1.2 File Chunk Reference	12
2.2.1.3 Binary Item	12
2.2.1.4 String Item	12
2.2.1.5 Stream Object Header	13
2.2.1.5.1 16-bit Stream Object Header Start	13
2.2.1.5.2 32-bit Stream Object Header Start	14
2.2.1.5.3 8-bit Stream Object Header End	16
2.2.1.5.4 16-bit Stream Object Header End	17
2.2.1.6 Request Type Enumeration	18
2.2.1.7 Extended GUID	18
2.2.1.7.1 Extended GUID Null Value	18
2.2.1.7.2 Extended GUID 5 Bit Uint Value	18
2.2.1.7.3 Extended GUID 10 Bit Uint Value	19
2.2.1.7.4 Extended GUID 17 Bit Uint Value	19
2.2.1.7.5 Extended GUID 32 Bit Uint Value	19
2.2.1.8 Extended GUID Array	20
2.2.1.9 Serial Number	20
2.2.1.9.1 Serial Number Null Value	20
2.2.1.9.2 Serial Number 64 Bit Uint Value	21
2.2.1.10 Cell ID	21
2.2.1.11 Cell ID Array	21
2.2.1.12 Data Element Package	22
2.2.1.12.1 Data Element Types	22

2.2.1.12.2	Storage Index Data Element	23
2.2.1.12.3	Storage Manifest Data Element	25
2.2.1.12.4	Cell Manifest Data Element	26
2.2.1.12.5	Revision Manifest Data Elements	27
2.2.1.12.6	Object Group Data Elements	28
2.2.1.12.6.1	Object Declaration	29
2.2.1.12.6.2	Object Data BLOB Declaration	30
2.2.1.12.6.3	Object Data	32
2.2.1.12.6.4	Object Data BLOB Reference	32
2.2.1.12.7	Data Element Fragment Data Elements	33
2.2.1.12.8	Object Data BLOB Data Elements	34
2.2.1.13	Knowledge	35
2.2.1.13.1	Specialized Knowledge	35
2.2.1.13.2	Cell Knowledge	36
2.2.1.13.2.1	Cell Knowledge Range	37
2.2.1.13.2.2	Cell Knowledge Entry	37
2.2.1.13.3	Fragment Knowledge	38
2.2.1.13.3.1	Fragment Knowledge Entry	38
2.2.1.13.4	Waterline Knowledge	39
2.2.1.13.4.1	Waterline Knowledge Entry	39
2.2.1.13.5	Content Tag Knowledge	40
2.2.1.13.5.1	Content Tag Knowledge Entry	40
2.2.2	Request Message Syntax	41
2.2.2.1	Sub-Requests	42
2.2.2.1.1	Query Access	43
2.2.2.1.2	Query Changes	43
2.2.2.1.2.1	Filters	44
2.2.2.1.2.1.1	All Filter	46
2.2.2.1.2.1.2	Data Element Type Filter	46
2.2.2.1.2.1.3	Storage Index Referenced Data Elements Filter	46
2.2.2.1.2.1.4	Cell ID Filter	46
2.2.2.1.2.1.5	Custom Filter	47
2.2.2.1.2.1.6	Data Element IDs Filter	47
2.2.2.1.2.1.7	Hierarchy Filter	48
2.2.2.1.3	Query Knowledge	48
2.2.2.1.4	Put Changes	48
2.2.2.1.5	Query Raw Storage Dump	50
2.2.2.1.6	Put Raw Storage Dump	50
2.2.2.1.7	Query Diagnostic Store Info	51
2.2.3	Response Message Syntax	51
2.2.3.1	Sub-Responses	52
2.2.3.1.1	Query Access	54
2.2.3.1.2	Query Changes	54
2.2.3.1.3	Query Knowledge	55
2.2.3.1.4	Put Changes	55
2.2.3.1.5	Query Raw Storage Dump	56
2.2.3.1.6	Put Raw Storage Dump	56
2.2.3.1.7	Query Diagnostic Store Info	56
2.2.3.2	Response Error	57
2.2.3.2.1	Cell Error	58
2.2.3.2.2	Protocol Error	59
2.2.3.2.3	Win32 Error	60
2.2.3.2.4	HRESULT Error	60

2.2.3.2.5	Unknown Error.....	61
2.2.3.2.6	No Error.....	61
3	Protocol Details.....	62
3.1	Server Details.....	62
3.1.1	Abstract Data Model.....	62
3.1.2	Timers.....	65
3.1.3	Initialization.....	65
3.1.4	Message Processing Events and Sequencing Rules.....	65
3.1.4.1	Query Access Sub-Request Processing.....	66
3.1.4.2	Query Changes Sub-Request Processing.....	66
3.1.4.3	Query Knowledge Sub-Request Processing.....	66
3.1.4.4	Put Changes Sub-Request Processing.....	66
3.1.4.5	Query Raw Storage Dump Sub-Request Processing.....	66
3.1.4.6	Put Raw Storage Dump Sub-Request Processing.....	67
3.1.4.7	Query Diagnostic Store Info Sub-Request Processing.....	67
3.1.5	Timer Events.....	67
3.1.6	Other Local Events.....	67
3.2	Client Details.....	67
3.2.1	Abstract Data Model.....	67
3.2.2	Timers.....	67
3.2.3	Initialization.....	67
3.2.4	Message Processing Events and Sequencing Rules.....	68
3.2.4.1	Query Access Sub-Response Processing.....	68
3.2.4.2	Query Changes Sub-Response Processing.....	68
3.2.4.3	Query Knowledge Sub-Response Processing.....	68
3.2.4.4	Put Changes Sub-Response Processing.....	68
3.2.4.5	Query Raw Storage Dump Sub-Response Processing.....	68
3.2.4.6	Put Raw Storage Dump Sub-Response Processing.....	68
3.2.4.7	Query Diagnostic Store Info Sub-Response Processing.....	68
3.2.5	Timer Events.....	68
3.2.6	Other Local Events.....	69
4	Protocol Examples.....	70
4.1	Query Changes Request.....	70
4.2	Query Changes Response.....	72
4.3	Put Changes Request.....	75
4.3.1	Request Header.....	77
4.3.2	Object Group.....	79
4.3.3	Storage Manifest.....	81
4.3.4	Cell Manifest.....	82
4.3.5	Revision Manifest.....	83
4.3.6	Storage Index.....	85
4.3.7	Request End.....	87
4.4	Put Changes Response.....	87
5	Security.....	91
5.1	Security Considerations for Implementers.....	91
5.2	Index of Security Parameters.....	91
6	Appendix A: Full IDL.....	92
7	Appendix B: Product Behavior.....	93

8 Change Tracking.....	94
9 Index	95

1 Introduction

This document specifies the Binary Requests for File Synchronization via SOAP Protocol. This protocol enables protocol clients to synchronize the state of a structured file hosted by a protocol server. A typical scenario for using this protocol is to allow multiple users to edit separate parts of the file at the same time.

1.1 Glossary

The following terms are defined in [\[MS-GLOS\]](#):

globally unique identifier (GUID)
little-endian
UTF-16

The following terms are defined in [\[MS-OFCGLOS\]](#):

BLOB

The following terms are specific to this document:

MAY, SHOULD, MUST, SHOULD NOT, MUST NOT: These terms (in all caps) are used as described in [\[RFC2119\]](#). All statements of optional behavior use either MAY, SHOULD, or SHOULD NOT.

1.2 References

1.2.1 Normative References

We conduct frequent surveys of the normative references to assure their continued availability. If you have any issue with finding a normative reference, please contact dochelp@microsoft.com. We will assist you in finding the relevant information. Please check the archive site, <http://msdn2.microsoft.com/en-us/library/E4BD6494-06AD-4aed-9823-445E921C9624>, as an additional source.

[MS-ERREF] Microsoft Corporation, "[Windows Error Codes](#)", January 2007.

[RFC2119] Bradner, S., "Key words for use in RFCs to Indicate Requirement Levels", BCP 14, RFC 2119, March 1997, <http://www.ietf.org/rfc/rfc2119.txt>

1.2.2 Informative References

[MS-FSSHTTP] Microsoft Corporation, "[File Synchronization via SOAP over HTTP Protocol Specification](#)", July 2009.

[MS-GLOS] Microsoft Corporation, "[Windows Protocols Master Glossary](#)", March 2007.

[MS-OFCGLOS] Microsoft Corporation, "[Microsoft Office Master Glossary](#)", June 2008.

1.3 Protocol Overview (Synopsis)

This protocol enables a protocol client to synchronize the state of a structured file hosted by a protocol server. It allows the protocol client to pass a set of requests to the protocol server and to receive from the protocol server a set of responses that can be used to synchronize the contents of the file. A typical scenario for using this protocol is to allow the file to be edited by one or more

users at the same time. This protocol allows incremental updates to parts of the file structure to be made without the need to resend unchanged parts of the file structure.

1.4 Relationship to Other Protocols

This protocol is embedded within the File Synchronization via SOAP over HTTP Protocol, as described in [\[MS-FSSHTTP\]](#).

1.5 Prerequisites/Preconditions

None.

1.6 Applicability Statement

This protocol is intended for use where multi-user editing or incremental updates are desired features of client server file synchronization. This protocol is designed for use with file formats which can be represented by a structure of objects that have well-defined interdependencies.

1.7 Versioning and Capability Negotiation

None.

1.8 Vendor-Extensible Fields

This protocol uses and the following vendor-extensible fields:

- The **GUID** value of the storage manifest, as described in section [2.2.1.12.3](#), is used by a protocol client to uniquely identify the schema of the file data elements, and the usage of the user data of objects. It is the responsibility of the protocol client to specify the mapping of the client's file format to the elements of the protocol, and to associate a GUID with that mapping.
- The user data contained by an object, as described in section [2.2.1.12.6](#), is used by protocol clients and servers in a manner specific to the schema of the storage manifest GUID, but opaque to this protocol.
- The custom filter, as described in section [2.2.2.1.2.1.5](#), can be used by a protocol client and a protocol server to uniquely identify a customized filtering criterion to apply to Query Changes sub-requests.

1.9 Standards Assignments

None.

2 Messages

2.1 Transport

This protocol uses File Synchronization via SOAP over HTTP protocol as specified in [\[MS-FSSHTTP\]](#).

2.2 Common Data Types

Unless noted otherwise, the following statements apply to this specification:

- Fields that consist of more than a single byte are specified in **little-endian** byte order.
- Fields are not aligned because data are of variable length.

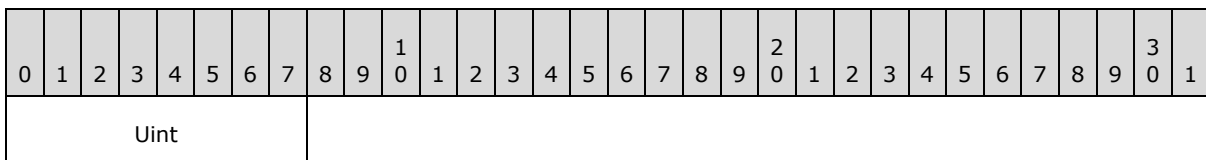
2.2.1 Basic Types

2.2.1.1 Compact Unsigned 64-bit Integer

A variable-width encoding of unsigned integers less than 18446744073709551616. The following formats are used for non-overlapping ranges of unsigned integers.

2.2.1.1.1 Compact Uint Zero

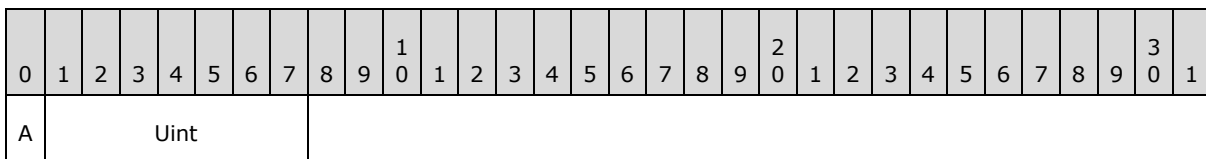
A 1-byte encoding of the value 0.



Uint (8 bits): An unsigned integer that specifies the value. MUST be 0.

2.2.1.1.2 Compact Uint 7 bit values

A 1-byte encoding of values in the range 0x01 through 0x7F.

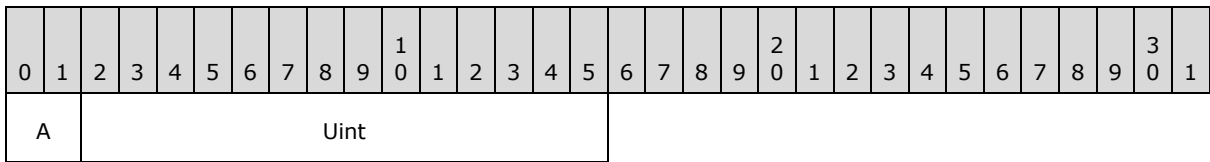


A – Type (1 bit): A flag that specifies this format from all other formats of Compact Unsigned 64-bit Integer and MUST be 1.

Uint (7 bits): An unsigned integer that specifies the value.

2.2.1.1.3 Compact Uint 14 bit values

A 2-byte encoding of values in the range 0x0080 through 0x3FFF.

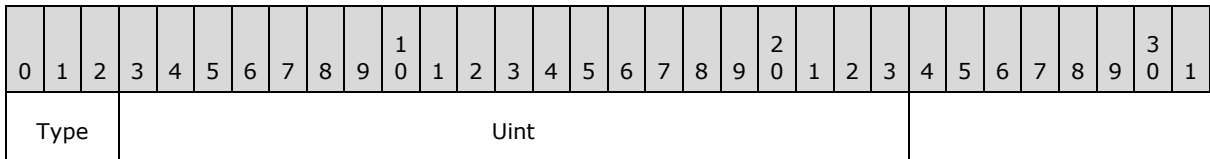


A – Type (2 bits): A flag that specifies this format from all other formats of Compact Unsigned 64-bit Integer and MUST be 2.

Uint (14 bits): An unsigned integer that specifies the value.

2.2.1.1.4 Compact Uint 21 bit values

A 3-byte encoding of values in the range 0x004000 through 0x1FFFFF.

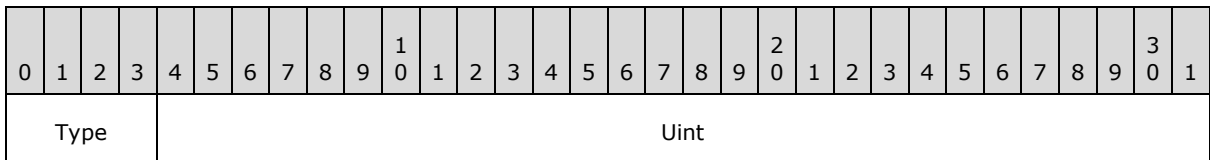


Type (3 bits): A flag that specifies this format from all other formats of Compact Unsigned 64-bit Integer and MUST be 4.

Uint (21 bits): An unsigned integer that specifies the value.

2.2.1.1.5 Compact Uint 28 bit values

A 4-byte encoding of values in the range 0x0200000 through 0xFFFFFFFF.

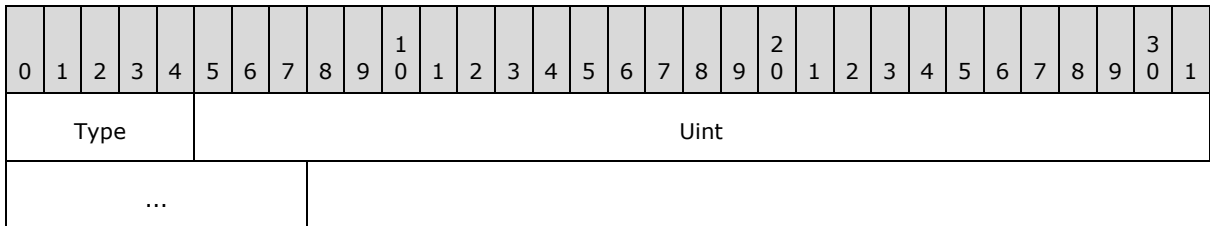


Type (4 bits): A flag that specifies this format from all other formats of Compact Unsigned 64-bit Integer and MUST be 8.

Uint (28 bits): An unsigned integer that specifies the value.

2.2.1.1.6 Compact Uint 35 bit values

A 5-byte encoding of values in the range 0x010000000 through 0x7FFFFFFF.

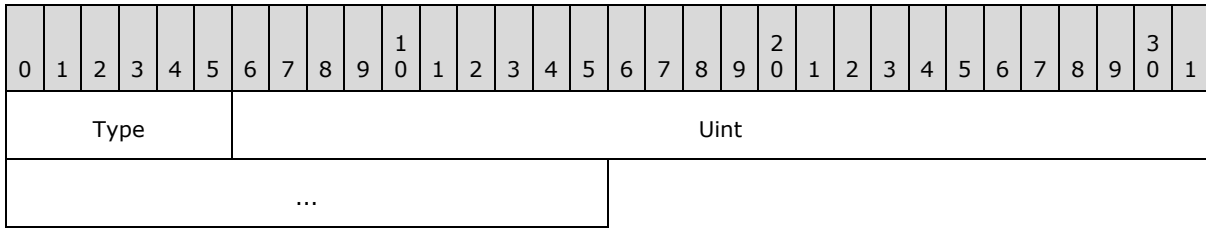


Type (5 bits): A flag that specifies this format from all other formats of Compact Unsigned 64-bit Integer and MUST be 16.

Uint (35 bits): An unsigned integer that specifies the value.

2.2.1.1.7 Compact Uint 42 bit values

A 6-byte encoding of values in the range 0x00800000000 through 0x3FFFFFFFFF.

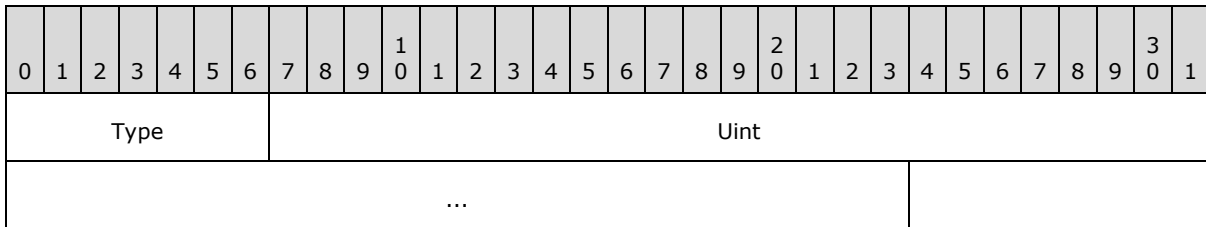


Type (6 bits): A flag that specifies this format from all other formats of Compact Unsigned 64-bit Integer and MUST be 32.

Uint (42 bits): An unsigned integer that specifies the value.

2.2.1.1.8 Compact Uint 49 bit values

A 7-byte encoding of values in the range 0x0040000000000 through 0x1FFFFFFFFFFFF.

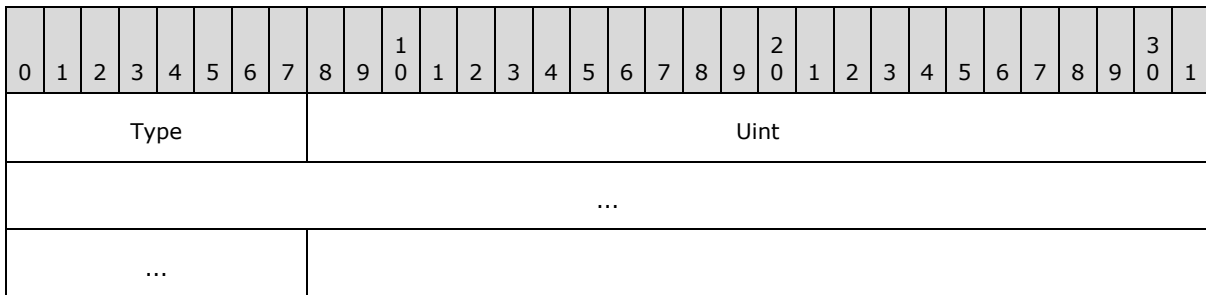


Type (7 bits): A flag that specifies this format from all other formats of Compact Unsigned 64-bit Integer and MUST be 64.

Uint (49 bits): An unsigned integer that specifies the value.

2.2.1.1.9 Compact Uint 64 bit values

A 9-byte encoding of values in the range 0x0002000000000000 through 0xFFFFFFFFFFFFFFF.

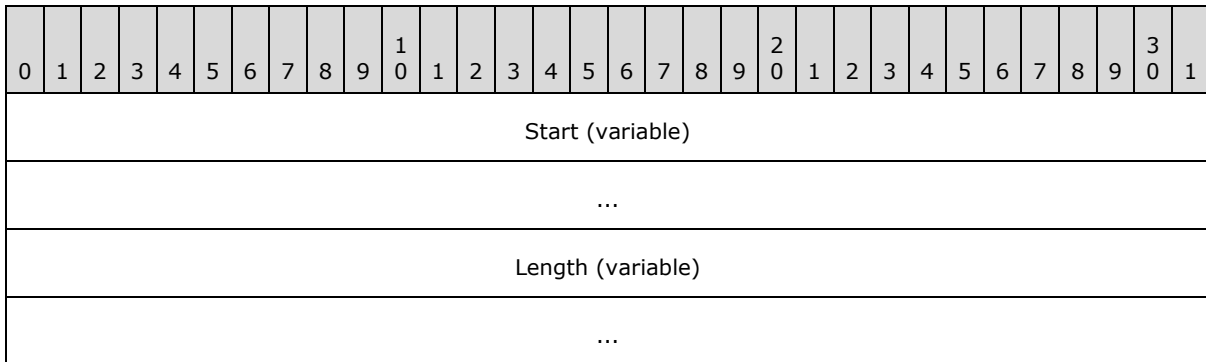


Type (8 bits): A flag that specifies this format from all other formats of Compact Unsigned 64-bit Integer and MUST be 128.

Uint (64 bits): An unsigned integer that specifies the value.

2.2.1.2 File Chunk Reference

The starting offset and length of a contiguous portion of a file.

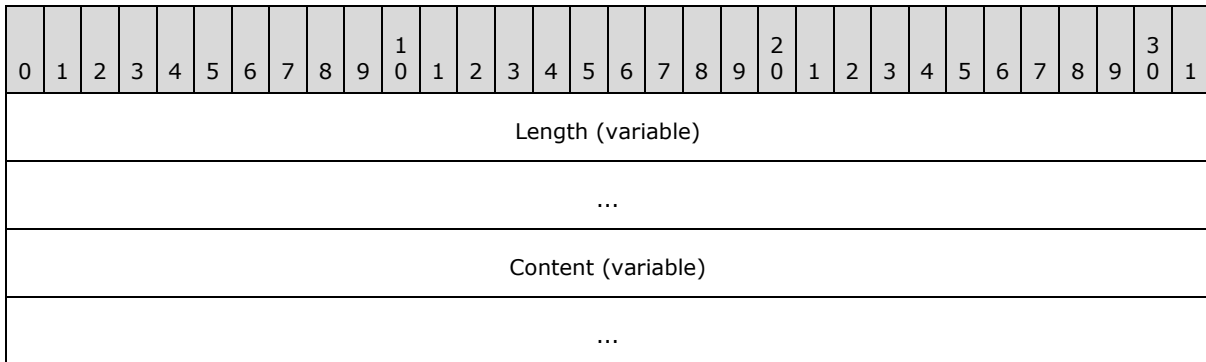


Start (variable): A [compact unsigned 64-bit integer](#) that specifies the byte-offset within the file of the beginning of the file chunk.

Length (variable): A compact unsigned 64-bit integer that specifies the count of bytes included in the file chunk.

2.2.1.3 Binary Item

The length and bytes of an arbitrary binary stream of data.

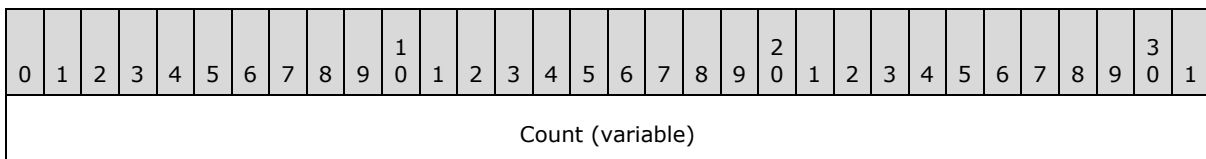


Length (variable): A [compact unsigned 64-bit integer](#) that specifies the count of bytes of Content of the item.

Content (variable): A byte stream that specifies the data for the item.

2.2.1.4 String Item

The count and content of an arbitrary wide character string.



...
Content (variable)
...

Count (variable): A [compact unsigned 64-bit integer](#) that specifies the count of characters in the string.

Content (variable): An array of **UTF-16** characters that specify the string. It MUST NOT be null-terminated.

2.2.1.5 Stream Object Header

The stream object header is either 8-bit, 16-bit or 32-bit indicating whether it is a single or compound stream object, a start or end type for compound stream objects, the length of data after the header (if any). The length value does not include the size of Stream Object Headers.

2.2.1.5.1 16-bit Stream Object Header Start

A 16-bit header for either a single or a start of a compound object has the following format:

0	1	2	3	4	5	6	7	8	9	10	11	12	13	14	15	16	17	18	19	20	21	22	23	24	25	26	27	28	29	30	31
A	B	Type						Length																							

A - Header Type (2-bit): A flag that specifies a 16-bit stream object start. This MUST be set to 0x0.

B - Compound (1-bit): A bit that specifies if set a compound parse type is needed and MUST be ended with either an [8-bit stream object header](#) end or a [16-bit stream object header end](#). If the bit is not set it specifies a single object.

Type (6-bits): A 6-bit unsigned integer that specifies the stream object type (see the following table for possible values).

Length (7-bits): A 7-bit unsigned integer that specifies the length in bytes for additional data (if any). If the length is more than 127 bytes, a [32-bit stream object header start](#) MUST be used.

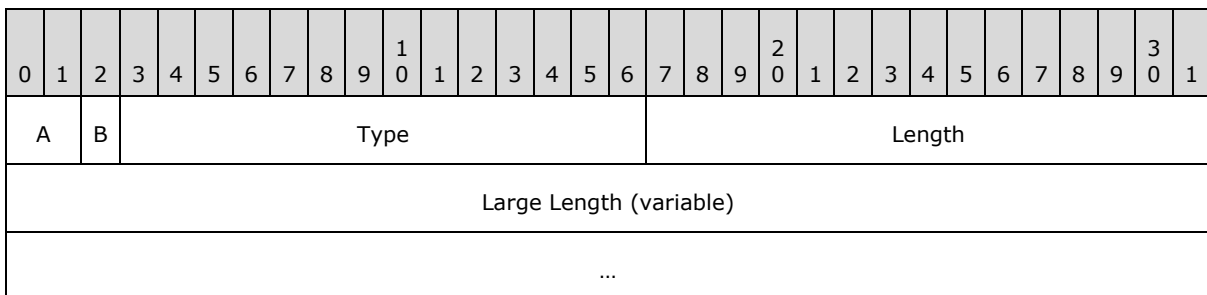
The following table lists the possible stream object types, and the corresponding Compound value:

Stream object type	Value	Compound
Data element.	0x01	1
Object data BLOB.	0x02	0
Waterline knowledge entry.	0x04	0
Object group object BLOB data declaration.	0x05	0
Storage manifest root declare.	0x07	0

Stream object type	Value	Compound
Revision manifest root declare.	0x0A	0
Cell manifest current revision.	0x0B	0
Storage manifest schema GUID.	0x0C	0
Storage index revision mapping.	0x0D	0
Storage index cell mapping.	0x0E	0
Cell knowledge range.	0x0F	0
Knowledge.	0x10	1
Storage index manifest mapping.	0x11	0
Cell Knowledge.	0x14	1
Data element package.	0x15	1
Object group object data.	0x16	0
Cell knowledge entry.	0x17	0
Object group object declare.	0x18	0
Revision manifest object group references.	0x19	0
Revision manifest.	0x1A	0
Object group object data BLOB reference.	0x1C	0
Object group declarations.	0x1D	1
Object group data.	0x1E	1
Waterline knowledge.	0x29	1
Content tag knowledge.	0x2D	1
Content tag entry.	0x2E	0

2.2.1.5.2 32-bit Stream Object Header Start

A 32-bit header for either a single of a start of a compound object has the following format.



A – Header Type (2-bit): A flag that specifies a 32-bit stream object start. This MUST be set to 0x2.

B - Compound (1-bit): A bit that specifies if set a compound parse type is needed and MUST be ended with either an [8-bit stream object header end](#) or a [16-bit stream object header end](#). If the bit is not set it specifies a single object.

Type (14-bits): A 14-bit unsigned integer that specifies the stream object type (see the following table for possible values).

Length (15-bits): A 15-bit unsigned integer that specifies the length in bytes for additional data (if any). If the length is more than 32766, this field MUST specify 32767 and a **Large Length** field must be specified.

Large Length (variable): An optional [compact uint64](#) that specifies the length in bytes for additional data (if any). This field MUST be specified if the **Length** field contains 32767 and MUST NOT be specified if the **Length** field contains any other value than 32767.

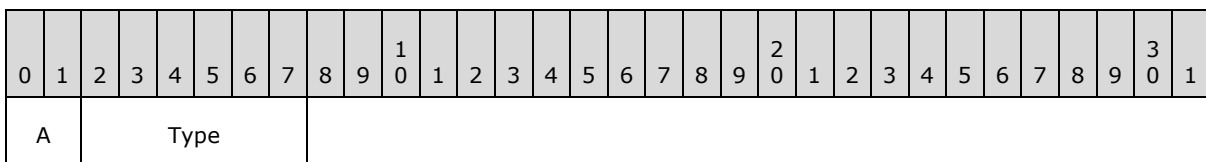
The following table lists the possible stream object types, and the corresponding Compound value:

Stream object type	Value	Compound
Request.	0x040	1
Sub-response.	0x041	1
Sub-request.	0x042	1
Read access response.	0x043	1
Specialized knowledge.	0x044	1
Put changes response serial number reassign all.	0x045	0
Write access response.	0x046	1
Query changes filter.	0x047	1
Error Win32.	0x049	0
Error Protocol.	0x04B	0
Error.	0x04D	1
User agent version.	0x04F	0
Query changes filter schema specific.	0x050	0
Query changes request.	0x051	0
Error HRESULT.	0x052	0
Put changes response serial number reassign.	0x053	0
Query changes filter data element IDs.	0x054	0
User agent GUID.	0x055	0
Query changes filter data element type.	0x057	0

Stream object type	Value	Compound
Query changes data constraint.	0x059	0
Put changes request.	0x05A	0
Query changes request arguments.	0x05B	0
Query changes filter cell ID .	0x05C	0
User agent.	0x05D	1
Query changes response.	0x05F	0
Query changes filter hierarchy.	0x060	0
Response.	0x062	1
Query data element request.	0x065	0
Error cell.	0x066	0
Query changes filter flags.	0x068	0
Data element fragment.	0x06A	0
Fragment knowledge.	0x06B	1
Fragment knowledge entry.	0x06C	0
Query raw storage dump request.	0x072	0
Query raw storage dump response.	0x073	0
Put raw storage dump request.	0x074	0
Query diagnostic store info request.	0x075	0
Query diagnostic store info response.	0x076	0

2.2.1.5.3 8-bit Stream Object Header End

An 8-bit header for a compound object would indicate the end of a stream object has the following format.



A – Header Type (2-bit): A flag that specifies an 8-bit stream object end. This MUST be set to 0x1.

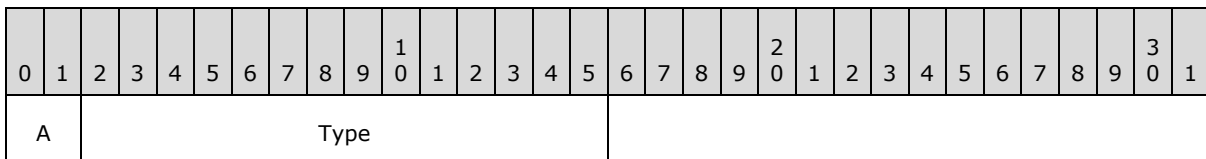
Type (6-bits): A 6-bit unsigned integer that specifies the stream object type.

The following table lists the possible stream object types.

Stream object type	Value
Data element.	0x01
Knowledge.	0x10
Cell Knowledge.	0x14
Data element package.	0x15
Object group declarations.	0x1D
Object group data.	0x1E
Waterline knowledge.	0x29
Content tag knowledge.	0x2D

2.2.1.5.4 16-bit Stream Object Header End

A 16-bit header for a compound object would indicate the end of a stream object has the following format.



A – Header Type (2 bits): A flag that specifies a 16-bit stream object end. This MUST be set to 0x3.

Type (14 bits): A 14-bit unsigned integer that specifies the stream object type.

The following table lists the possible stream object types:

Stream Object Type	Value
Request.	0x040
Sub-response.	0x041
Sub-request.	0x042
Read access response.	0x043
Specialized knowledge.	0x044
Write access response.	0x046
Query changes filter.	0x047
Error.	0x04D
Query changes request.	0x051
User agent.	0x05D

Stream Object Type	Value
Response.	0x062
Fragment knowledge.	0x06B

2.2.1.6 Request Type Enumeration

Specifies the sub-request type to indicate the operation being requested, or the sub-response type to indicate the response per the request. The following table enumerates the values for each operation:

Value	Meaning
1	Query access.
2	Query changes.
3	Query knowledge.
5	Put changes.
6	Query raw storage dump.
7	Put raw storage dump.
8	Query diagnostic store info.

2.2.1.7 Extended GUID

A variable-width encoding that specifies a combination of a GUID and an unsigned 32-bit integer. The following formats are used to encode non-overlapping ranges of extended GUIDs.

2.2.1.7.1 Extended GUID Null Value

A 1-byte encoding of the extended GUID when the GUID part is {00000000-0000-0000-0000-000000000000} and the unsigned integer part is 0.

0	1	2	3	4	5	6	7	8	9	10	11	12	13	14	15	16	17	18	19	20	21	22	23	24	25	26	27	28	29	30	31
Type																															

Type (1 byte): An unsigned integer that specifies a null GUID and MUST be 0.

2.2.1.7.2 Extended GUID 5 Bit Uint Value

A 17-byte encoding of the extended GUID when the integer part ranges from 0x0 through 0x1F.

0	1	2	3	4	5	6	7	8	9	10	11	12	13	14	15	16	17	18	19	20	21	22	23	24	25	26	27	28	29	30	31
Type	Value	GUID (16 bytes)																													

...

Type (3 bits): An unsigned integer that specifies the type that MUST be 4.

Value (5 bits): An unsigned integer that specifies the value.

GUID (16 bytes): A GUID that specifies the item. MUST NOT be "{00000000-0000-0000-0000-000000000000}".

2.2.1.7.3 Extended GUID 10 Bit Uint Value

An 18-byte encoding of the extended GUID when the integer part ranges from 0x20 through 0x3FF.

0	1	2	3	4	5	6	7	8	9	10	11	12	13	14	15	16	17	18	19	20	21	22	23	24	25	26	27	28	29	30	31				
Type										Value										GUID (16 bytes)															
...																																			

Type (6 bits): An unsigned integer that specifies the type that MUST be 32.

Value (10 bits): An unsigned integer that specifies the value.

GUID (16 bytes): A GUID that specifies the item. MUST NOT be "{00000000-0000-0000-0000-000000000000}".

2.2.1.7.4 Extended GUID 17 Bit Uint Value

A 19-byte encoding of the extended GUID when the integer part ranges from 0x400 through 0x1FFFF.

0	1	2	3	4	5	6	7	8	9	10	11	12	13	14	15	16	17	18	19	20	21	22	23	24	25	26	27	28	29	30	31				
Type										Value										GUID (16 bytes)															
...																																			

Type (7 bits): An unsigned integer that specifies the type that MUST be 64.

Value (17 bits): An unsigned integer that specifies the value.

GUID (16 bytes): A GUID that specifies the item. MUST NOT be {00000000-0000-0000-0000-000000000000}.

2.2.1.7.5 Extended GUID 32 Bit Uint Value

A 21-byte encoding of the extended GUID when the integer part ranges from 0x20000 through 0xFFFFFFFF.

0	1	2	3	4	5	6	7	8	9	10	11	12	13	14	15	16	17	18	19	20	21	22	23	24	25	26	27	28	29	30	31
A	Value																														
...	GUID (16 bytes)																														
...																															

Type (1 byte): An unsigned integer that specifies the type that MUST be 128.

Value (4 bytes): An unsigned integer that specifies the value.

GUID (16 bytes): A GUID that specifies the item. MUST NOT be {00000000-0000-0000-0000-000000000000}.

2.2.1.8 Extended GUID Array

The length and content of an array of [extended GUIDs](#).

0	1	2	3	4	5	6	7	8	9	10	11	12	13	14	15	16	17	18	19	20	21	22	23	24	25	26	27	28	29	30	31
Count (variable)																															
...																															
Content (variable)																															
...																															

Count (variable): A [compact unsigned 64-bit integer](#) that specifies the count extended GUIDs in the array.

Content (variable): An extended GUID array that specifies an array of items.

2.2.1.9 Serial Number

A variable-width encoding that specifies a combination of a GUID and an unsigned 64-bit integer. The following formats are used to encode non-overlapping ranges of serial numbers.

2.2.1.9.1 Serial Number Null Value

A 1-byte encoding of the serial number when the GUID part is {00000000-0000-0000-0000-000000000000} and the unsigned integer part is 0.

0	1	2	3	4	5	6	7	8	9	10	11	12	13	14	15	16	17	18	19	20	21	22	23	24	25	26	27	28	29	30	31
Type																															

Type (8 bits): An unsigned integer that specifies a Null serial number and MUST be 0.

2.2.1.9.2 Serial Number 64 Bit Uint Value

A 25-byte encoding of the serial number.

0	1	2	3	4	5	6	7	8	9	10	11	12	13	14	15	16	17	18	19	20	21	22	23	24	25	26	27	28	29	30	31
Type										GUID (16 bytes)																					
...																															
Value																															
...																															

Type (1 byte): An unsigned integer that specifies the type and MUST be 128.

GUID (16 bytes): A GUID that specifies the item. MUST NOT be {00000000-0000-0000-0000-000000000000}.

Value (8 bytes): An unsigned integer that specifies the value of the serial number.

2.2.1.10 Cell ID

Specifies the cell identifier, which consists of two [extended GUIDs](#) as specified in the following format.

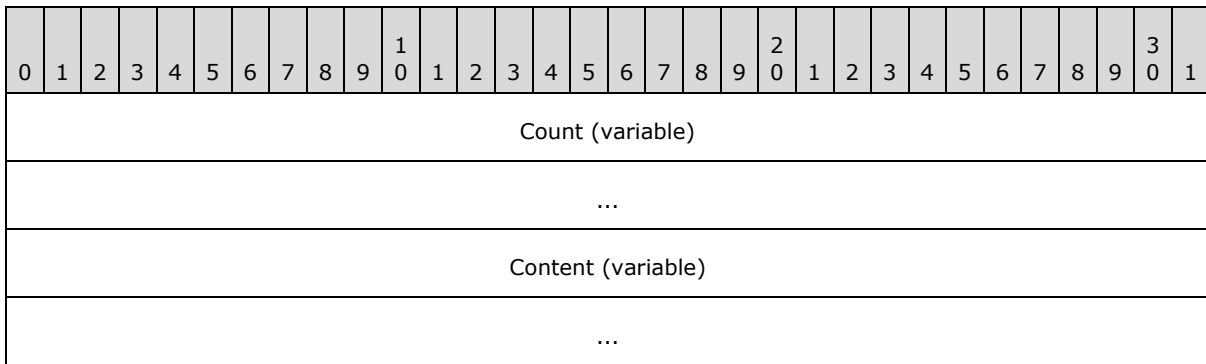
0	1	2	3	4	5	6	7	8	9	10	11	12	13	14	15	16	17	18	19	20	21	22	23	24	25	26	27	28	29	30	31
EXGUID1 (variable)																															
...																															
EXGUID2 (variable)																															
...																															

EXGUID1 (variable): An extended GUID that specifies the first cell identifier.

EXGUID2 (variable): An extended GUID that specifies the second cell identifier.

2.2.1.11 Cell ID Array

The count and content of an array of [cell IDs](#).

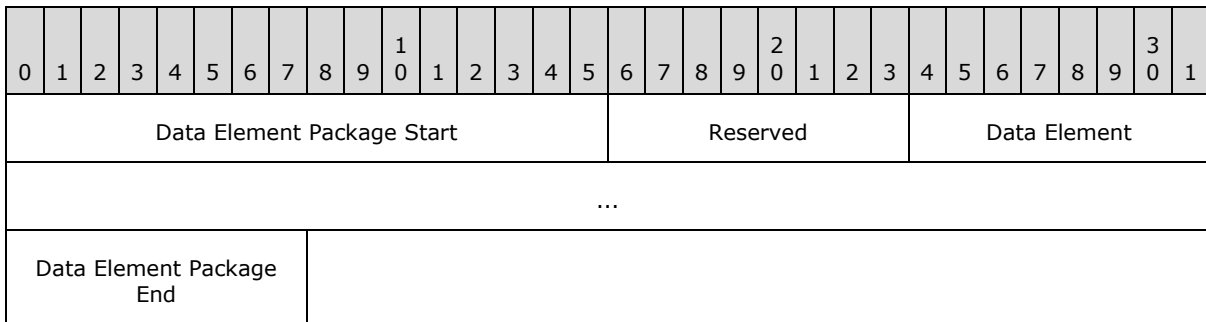


Count (variable): A [compact unsigned 64-bit integer](#) that specifies the count of cell IDs in the array.

Content (variable): A cell ID array that specifies an array of cells.

2.2.1.12 Data Element Package

A data element package contains the serialized file data elements made up of storage index, storage manifest, cell manifest, revision manifest, and object group or object data, or both.



Data Element Package Start (2 bytes): A 16-bit stream object header that specifies a [data element package start](#).

Reserved (1 byte): A reserved field that MUST be set to 0 and MUST be ignored.

Data Element (variable): An optional array of [data elements](#) that specifies the serialized file data elements. If the client doesn't have any data elements, this MUST NOT be present.

Data Element Package End (1 byte): An 8-bit stream object header that specifies a [data element package end](#).

2.2.1.12.1 Data Element Types

The following table lists the possible data element types:

Data element type	Value
Storage Index .	0x01
Storage Manifest .	0x02

Data element type	Value
Cell Manifest.	0x03
Revision Manifest.	0x04
Object Group.	0x05
Data Element Fragment.	0x06
Object Data BLOB.	0x0A

2.2.1.12.2 Storage Index Data Element

A storage index data element has the following format.

0	1	2	3	4	5	6	7	8	9	10	11	12	13	14	15	16	17	18	19	20	21	22	23	24	25	26	27	28	29	30	31
Data Element Start																Data Element Extended GUID															
...																															
Serial Number (variable)																															
...																															
Data Element Type (variable)																															
...																															
Manifest Mapping Extended GUID (variable)																															
...																															
Manifest Mapping Serial Number (variable)																															
...																															
Storage Index Cell Mapping																Cell ID (variable)															
...																															
Cell Mapping Extended GUID (variable)																															
...																															
Cell Mapping Serial Number (variable)																															

...	
Storage index Revision Mapping	Revision Mapping Extended GUID
...	
Revision Mapping Serial Number (variable)	
...	
Data Element End	

Data Element Start (2 bytes): A 16-bit stream object header that specifies a [data element start](#).

Data Element Extended GUID (variable): An [extended GUID](#) that specifies the data element.

Serial Number (variable): A [serial number](#) that specifies the data element.

Data Element Type (variable): A [compact unsigned 64-bit integer](#) that specifies the value of the [storage index data element type](#).

Storage Index Manifest Mapping (2 bytes): Zero or one 16-bit stream object header that specifies the storage index manifest mappings (with manifest mapping extended GUID and Serial Number).

Manifest Mapping Extended GUID (variable): An extended GUID that specifies the manifest mapping.

Manifest Mapping Serial Number (variable): A serial number that specifies the manifest mapping.

Storage Index Cell Mapping (2 bytes): Zero or more 16-bit stream object header that specifies the storage index cell mappings (with cell identifier, cell mapping extended GUID, and cell mapping serial number).

Cell ID (variable): A [cell ID](#) that specifies the cell identifier.

Cell Mapping Extended GUID (variable): An extended GUID that specifies the cell mapping.

Cell Mapping Serial Number (variable): A serial number that specifies the cell mapping.

Storage Index Revision Mapping (2 bytes): Zero or more 16-bit stream object header that specifies the storage index revision mappings (with revision and revision mapping extended GUIDs, and revision mapping serial number).

Revision Extended GUID (variable): An extended GUID that specifies the revision.

Revision Mapping Extended GUID (variable): An extended GUID that specifies the revision mapping.

Revision Mapping Serial Number (variable): A serial number that specifies the revision mapping.

Data Element End (1 byte): An 8-bit stream object header that specifies a [data element end](#).

2.2.1.12.3 Storage Manifest Data Element

A storage manifest data element has the following format.

0	1	2	3	4	5	6	7	8	9	10	11	12	13	14	15	16	17	18	19	20	21	22	23	24	25	26	27	28	29	30	31
Data Element Start																Data Element Extended GUID															
...																															
Serial Number (variable)																															
...																															
Data Element Type (variable)																															
...																															
Storage Manifest Schema GUID																GUID (16 bytes)															
...																															
Storage Manifest Root Declare																Root Extended GUID (variable)															
...																															
Cell ID (variable)																															
...																															
Data Element End																															

Data Element Start (2 bytes): A 16-bit stream object header that specifies a [data element start](#).

Data Element Extended GUID (variable): An [extended GUID](#) that specifies the data element.

Serial Number (variable): A [serial number](#) that specifies the data element.

Data Element Type (variable): A [compact unsigned 64-bit integer](#) that specifies the value of the [storage manifest data element type](#).

Storage Manifest Schema GUID (2 bytes): A 16-bit stream object header that specifies a storage manifest schema GUID.

GUID (16 bytes): A GUID that specifies the schema.

Storage Manifest Root Declare (2 bytes): A 16-bit stream object header that specifies one or more storage manifest root declare.

Root Extended GUID (variable): An extended GUID that specifies the root storage manifest.

Cell ID (variable): A [cell ID](#) that specifies the cell identifier.

Data Element End (1 byte): An 8-bit stream object header that specifies a [data element end](#).

2.2.1.12.4 Cell Manifest Data Element

A cell manifest data element has the following format.

0	1	2	3	4	5	6	7	8	9	10	11	12	13	14	15	16	17	18	19	20	21	22	23	24	25	26	27	28	29	30	31
Data Element Start																Data Element Extended GUID															
...																															
Serial Number (variable)																															
...																															
Data Element Type (variable)																															
...																															
Cell Manifest Current Revision																Cell Manifest Current Revision Extended GUID															
...																															
Data Element End																															

Data Element Start (2 bytes): A 16-bit stream object header that specifies a [data element start](#).

Data Element Extended GUID (variable): An [extended GUID](#) that specifies the data element.

Serial Number (variable): A [serial number](#) that specifies the data element.

Data Element Type (variable): A [compact unsigned 64-bit integer](#) that specifies the value of the [cell manifest data element type](#).

Cell Manifest Current Revision (2 bytes): A 16-bit stream object header that specifies a cell manifest current revision.

Cell Manifest Current Revision Extended GUID (variable): An extended GUID that specifies the revision.

Data Element End (1 byte): An 8-bit stream object header that specifies a [data element end](#).

2.2.1.12.5 Revision Manifest Data Elements

A revision manifest data element has the following format.

0	1	2	3	4	5	6	7	8	9	10	11	12	13	14	15	16	17	18	19	20	21	22	23	24	25	26	27	28	29	30	31
Data Element Start																Data Element Extended GUID (variable)															
...																															
Serial Number (variable)																															
...																															
Data Element Type (variable)																															
...																															
Revision Manifest																Revision ID (variable)															
...																															
Base Revision ID (variable)																															
...																															
Revision Manifest Root Declare (variable, optional)																Root Extended GUID (variable, optional)															
...																															
Object Extended GUID (variable, optional)																															
...																															
Revision Manifest Object Group References (optional)																Object Group Extended GUID (variable, optional)															
...																															
Data Element End																															

Data Element Start (2 bytes): A 16-bit stream object header that specifies a [data element start](#).

Data Element Extended GUID (variable): An [extended GUID](#) that specifies the data element.

Serial Number (variable): A [serial number](#) that specifies the data element.

- Data Element Type (variable):** A [compact unsigned 64-bit integer](#) that specifies the value of the [revision manifest data element type](#).
- Revision Manifest (2 bytes):** A 16-bit stream object header that specifies a revision manifest.
- Revision ID (variable):** An extended GUID that specifies the revision identifier represented by this data element.
- Base Revision ID (variable):** An extended GUID that specifies the revision identifier of a base revision that may contain additional information for this revision.
- Revision Manifest Root Declare (2 bytes, optional):** Zero or more 16-bit stream object header that specifies a revision manifest root declare, each followed by root and object extended GUIDs.
- Root Extended GUID (variable):** An extended GUID that specifies the root revision for each revision manifest root declare.
- Object Extended GUID (variable):** An extended GUID that specifies the object for each revision manifest root declare.
- Revision Manifest Object Group References (2 bytes, optional):** Zero or more 16-bit stream object header that specifies a revision manifest object group references, each followed by object group extended GUIDs.
- Object Group Extended GUID (variable):** An extended GUID that specifies the object group for each revision manifest object group references.
- Data Element End (1 byte):** An 8-bit stream object header that specifies a [data element end](#).

2.2.1.12.6 Object Group Data Elements

An object group data element has the following format.

0	1	2	3	4	5	6	7	8	9	10	11	12	13	14	15	16	17	18	19	20	21	22	23	24	25	26	27	28	29	30	31
Data Element Start																Data Element Extended GUID (variable)															
...																															
Serial Number (variable)																															
...																															
Data Element Type (variable)																															
...																															
Object Group Declarations Start (variable)																															
...																															

Object Declaration or Object Data BLOB Declaration (variable)		
...		
Object Group Declarations End	Object Group Data Start (variable)	
...		
Object Data or Object Data BLOB Reference (variable)		
...		
Object Group Data End	Data Element End	

Data Element Start (2 bytes): A 16-bit stream object header that specifies a [data element start](#).

Data Element Extended GUID (variable): An [extended GUID](#) that specifies the data element.

Serial Number (variable): A [serial number](#) that specifies the data element.

Data Element Type (variable): A [compact unsigned 64-bit integer](#) that specifies the value of the [object group data element type](#).

Object Group Declarations Start (variable): A 16-bit or 32-bit stream object header that specifies an object group declaration start.

Object Declaration / Object Data BLOB Declaration (variable): An optional array of [object declarations](#) or [object data BLOB declarations](#) that specifies the object.

Object Group Declarations End (1 byte): An 8-bit stream object header that specifies an [object group declaration end](#).

Object Group Data Start (variable): A 16-bit or 32-bit stream object header that specifies an object group data start.

Object Data / Object Data BLOB Reference (variable): An optional array of [object data](#) or [object data BLOB references](#) that specifies the object data or its references.

Object Group Data End (1 byte): An 8-bit stream object header that specifies an object group data end.

Data Element End (1 byte): An 8-bit stream object header that specifies a data element end.

2.2.1.12.6.1 Object Declaration

An object declaration has the following structure.

0	1	2	3	4	5	6	7	8	9	10	11	12	13	14	15	16	17	18	19	20	21	22	23	24	25	26	27	28	29	30	31
Object Group Object Declaration (variable)																															
...																															
Object Extended GUID (variable)																															
...																															
Object Partition ID (variable)																															
...																															
Object Data Size (variable)																															
...																															
Object References Count (variable)																															
...																															
Cell References Count (variable)																															
...																															

Object Group Object Declaration (variable): A 16-bit or 32-bit stream object header that specifies an [object group object declaration](#).

Object Extended GUID (variable): An [extended GUID](#) that specifies the object.

Object Partition ID (variable): A [compact unsigned 64-bit integer](#) that specifies the object partition of the object.

Object Data Size (variable): A compact unsigned 64-bit integer that specifies the size in bytes of the binary data opaque to this protocol for the declared object. This MUST match the size of the binary item in the corresponding object data for this object.

Object References Count (variable): A compact unsigned 64-bit integer that specifies the number of object references.

Cell References Count (variable): A compact unsigned 64-bit integer that specifies the number of cell references.

2.2.1.12.6.2 Object Data BLOB Declaration

An object data **BLOB** declaration has the following structure.

0	1	2	3	4	5	6	7	8	9	10	11	12	13	14	15	16	17	18	19	20	21	22	23	24	25	26	27	28	29	30	31
Object Group Object Data BLOB Declaration (variable)																															
...																															
Object Extended GUID (variable)																															
...																															
Object Data BLOB EXGUID (variable)																															
...																															
Object Partition ID (variable)																															
...																															
Object Data Size (variable)																															
...																															
Object References Count (variable)																															
...																															
Cell References Count (variable)																															
...																															

Object Group Object Data BLOB Declaration (variable): A 16-bit or 32-bit stream object header that specifies an [object group object data BLOB declaration](#).

Object Extended GUID (variable): An [extended GUID](#) that specifies the object.

Object Data BLOB EXGUID (variable): An extended GUID that specifies the object data BLOB.

Object Partition ID (variable): A [compact unsigned 64-bit integer](#) that specifies the object partition of the object.

Object Data Size (variable): A compact unsigned 64-bit integer that specifies the size in bytes of the opaque binary data for the declared object. This MUST match the size of the binary item in the corresponding object data BLOB referenced by the **Object Data BLOB** reference for this object.

Object References Count (variable): A compact unsigned 64-bit integer that specifies the number of object references.

Cell References Count (variable): A compact unsigned 64-bit integer that specifies the number of cell references.

2.2.1.12.6.3 Object Data

An object data has the following structure.

0	1	2	3	4	5	6	7	8	9	10	11	12	13	14	15	16	17	18	19	20	21	22	23	24	25	26	27	28	29	30	31
Object Group Object Data (variable)																															
...																															
Object Extended GUID Array (variable)																															
...																															
Cell ID Array (variable)																															
...																															
Data (variable)																															
...																															

Object Group Object Data (variable): A 16-bit or 32-bit stream object header that specifies an [object group object data](#).

Object Extended GUID Array (variable): An [extended GUID array](#) that specifies the object group.

Cell ID Array (variable): A [cell ID array](#) that specifies the object group.

Data (variable): A [binary item](#) that specifies the binary data which is opaque to this protocol.

2.2.1.12.6.4 Object Data BLOB Reference

An object data BLOB reference has the following structure.

0	1	2	3	4	5	6	7	8	9	10	11	12	13	14	15	16	17	18	19	20	21	22	23	24	25	26	27	28	29	30	31
Object Group Object Data BLOB Reference (variable)																															
...																															
Object Extended GUID Array (variable)																															
...																															

Cell ID Array (variable)
...
BLOB Extended GUID (variable)
...

Object Group Object Data (variable): A 16-bit or 32-bit stream object header that specifies an [object group object data BLOB reference](#).

Object Extended GUID Array (variable): An [extended GUID array](#) that specifies the object references.

Cell ID Array (variable): A [cell ID array](#) that specifies the cell references.

BLOB Extended GUID (variable): An [extended GUID](#) that specifies the object data BLOB.

2.2.1.12.7 Data Element Fragment Data Elements

A data element fragment data element has the following structure.

0	1	2	3	4	5	6	7	8	9	10	11	12	13	14	15	16	17	18	19	20	21	22	23	24	25	26	27	28	29	30	31
Data Element Start																Data Element Extended GUID (variable)															
...																															
Serial Number (variable)																															
...																															
Data Element Type (variable)																															
...																															
Data Element Fragment																															
Fragment Extended GUID (variable)																															
...																															
Fragment Data Element Size (variable)																															
...																															
Fragment File Chunk Reference (variable)																															

...	
Fragment Data (variable)	
...	
Data Element End	

Data Element Start (2 bytes): A 16-bit stream object header that specifies a [data element start](#).

Data Element Extended GUID (variable): An [extended GUID](#) that specifies the data element.

Serial Number (variable): A [serial number](#) that specifies the data element.

Data Element Type (variable): A [compact unsigned 64-bit integer](#) that specifies the value of the [object data BLOB data element type](#).

Data Element Fragment (4 bytes): A 32-bit stream object header that specifies a [data element fragment](#).

Fragment Extended GUID (variable): An extended GUID that specifies the data element fragment.

Fragment Data Element Size (variable): A compact unsigned 64-bit integer that specifies the size in bytes of the fragmented data element.

Fragment File Chunk Reference (variable): A [file chunk reference](#) that specifies the data element fragment.

Fragment Data (variable): A byte stream that specifies the binary data opaque to this protocol.

Data Element End (1 byte): An 8-bit stream object header that specifies a [data element end](#).

2.2.1.12.8 Object Data BLOB Data Elements

The object data BLOB data element has the following format.

0	1	2	3	4	5	6	7	8	9	10	11	12	13	14	15	16	17	18	19	20	21	22	23	24	25	26	27	28	29	30	31		
Data Element Start																Data Element Extended GUID (variable)																	
...																																	
Serial Number (variable)																																	
...																																	
Data Element Type (variable)																																	

...
Object Data BLOB (variable)
...
Data (variable)
...
Data Element End

Data Element Start (2 bytes): A 16-bit stream object header that specifies a [data element start](#).

Data Element Extended GUID (variable): An [extended GUID](#) that specifies the data element.

Serial Number (variable): A [serial number](#) that specifies the data element.

Data Element Type (variable): A [compact unsigned 64-bit integer](#) that specifies the value of the [object data BLOB data element type](#).

Object Data BLOB (variable): A 16-bit or 32-bit stream object header that specifies an object data BLOB.

Data (variable): A byte stream that specifies the binary data opaque to this protocol.

Data Element End (1 byte): An 8-bit stream object header that specifies a [data element end](#).

2.2.1.13 Knowledge

Specifies what the client knows about a state of a file, it has the following format.

0	1	2	3	4	5	6	7	8	9	10	11	12	13	14	15	16	17	18	19	20	21	22	23	24	25	26	27	28	29	30	31
Knowledge Start																Specialized Knowledge (variable)															
...																															
Knowledge End																															

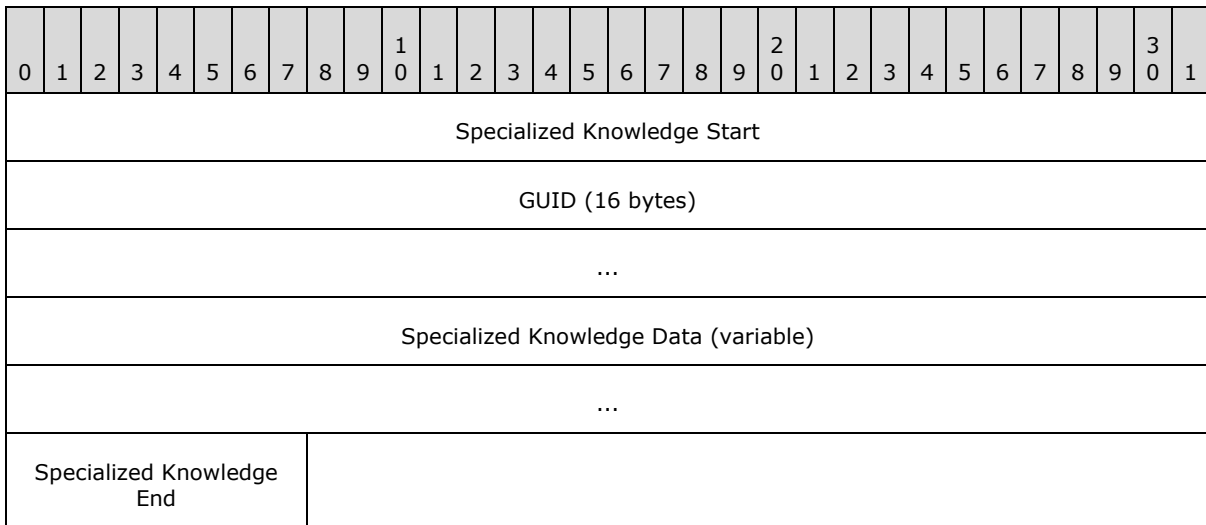
Knowledge Start (2 bytes): A 16-bit stream object header that specifies [knowledge start](#).

Specialized Knowledge (variable): Zero or more [specialized knowledge](#) structures.

Knowledge End (1 byte): An 8-bit stream object header that specifies [knowledge end](#).

2.2.1.13.1 Specialized Knowledge

Contains the specialized knowledge state in the following format.



Specialized Knowledge Start (4 bytes): A 32-bit stream object header that specifies [specialized knowledge start](#).

GUID (16 bytes): A GUID that specifies the type of specialized knowledge. The following GUIDs detail the type of knowledge contained:

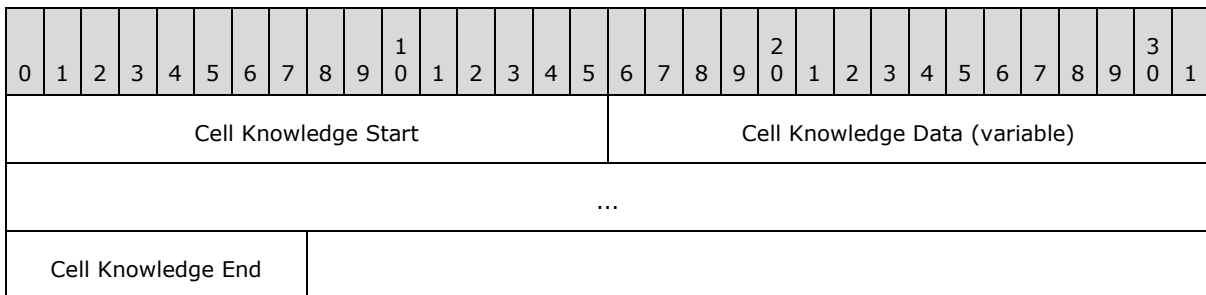
GUID (string representation)	Knowledge Type
{327A35F6-0761-4414-9686-51E900667A4D}	Cell knowledge
{3A76E90E-8032-4D0C-B9DD-F3C65029433E}	Waterline knowledge
{0ABE4F35-01DF-4134-A24A-7C79F0859844}	Fragment knowledge
{10091F13-C882-40FB-9886-6533F934C21D}	Content tag knowledge

Specialized Knowledge Data (variable): The data for the specific knowledge type.

Specialized Knowledge End (2 bytes): A 16-bit stream object header that specifies [specialized knowledge end](#).

2.2.1.13.2 Cell Knowledge

Specifies the data element knowledge of the client in the following format.



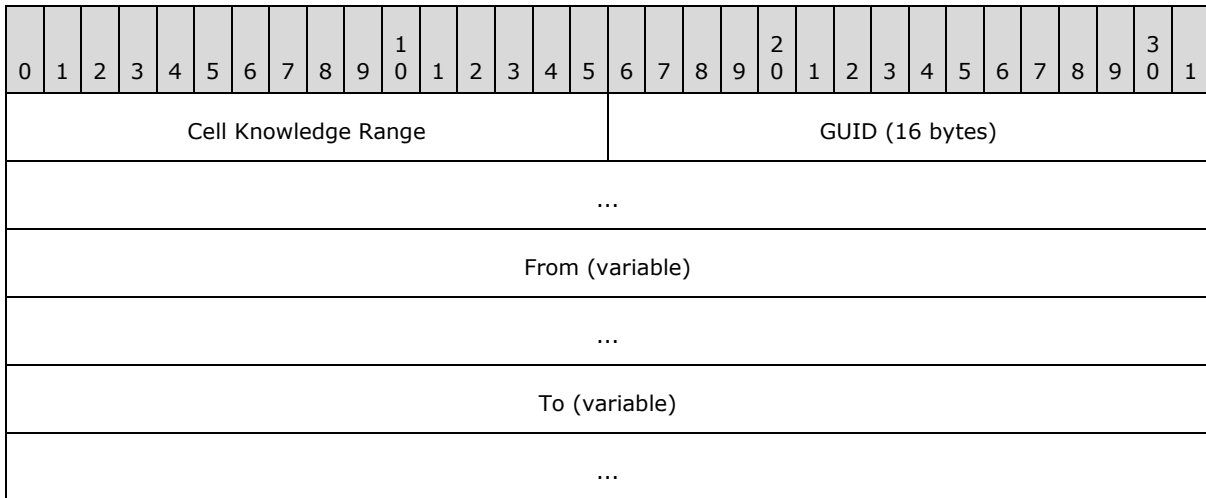
Cell Knowledge Start (2 bytes): A 16-bit stream object header that specifies a [cell knowledge start](#).

Cell Knowledge Data (variable): An [entry](#) or [range](#) that specifies one or more data element knowledge references.

Cell Knowledge End (1 byte): An 8-bit stream object header that specifies [cell knowledge end](#).

2.2.1.13.2.1 Cell Knowledge Range

A cell knowledge range of data elements specifies knowledge about a range of cells.



Cell Knowledge Range (2 bytes): A 16-bit stream object header that specifies a [cell knowledge range](#).

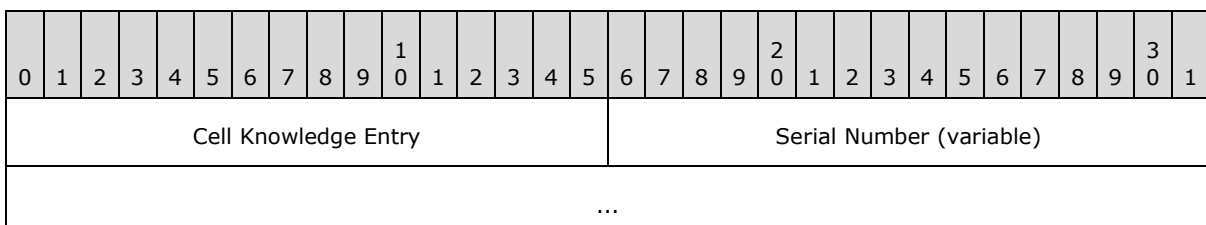
GUID (16 bytes): A GUID that specifies the data element, combined with the **From** sequence number would form the starting serial number of the range, combined with the **To** sequence number would form the ending [serial number](#) of the range.

From (variable): A [compact unit64](#) that specifies the starting sequence number. When combined with the GUID would form the serial number of the starting data element in the range.

To (variable): A compact unit64 that specifies the ending sequence number. When combined with the GUID would form the serial number of the ending data element in the range.

2.2.1.13.2.2 Cell Knowledge Entry

A cell knowledge entry specifies the knowledge for a single cell.

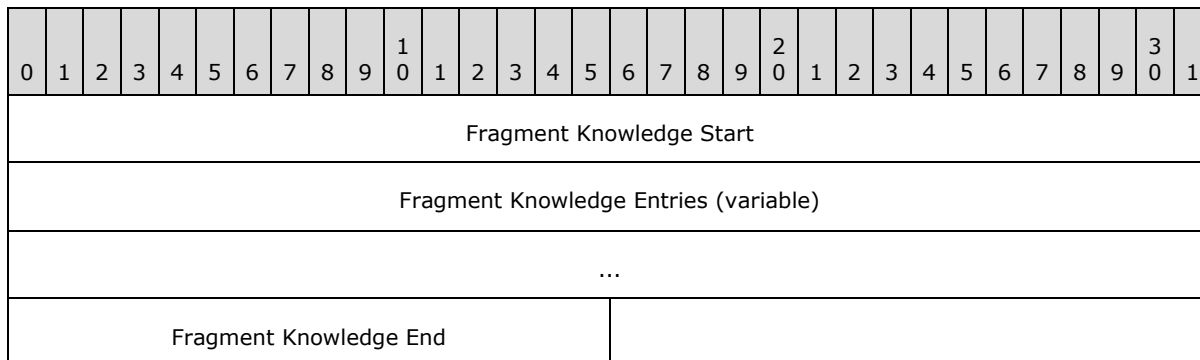


Cell Knowledge Entry (2 bytes): A 16-bit stream object header that specifies a [cell knowledge entry](#).

Serial Number (variable): A [serial number](#) that specifies the cell.

2.2.1.13.3 Fragment Knowledge

Tells the client which fragments of a large data element have been uploaded to the server.

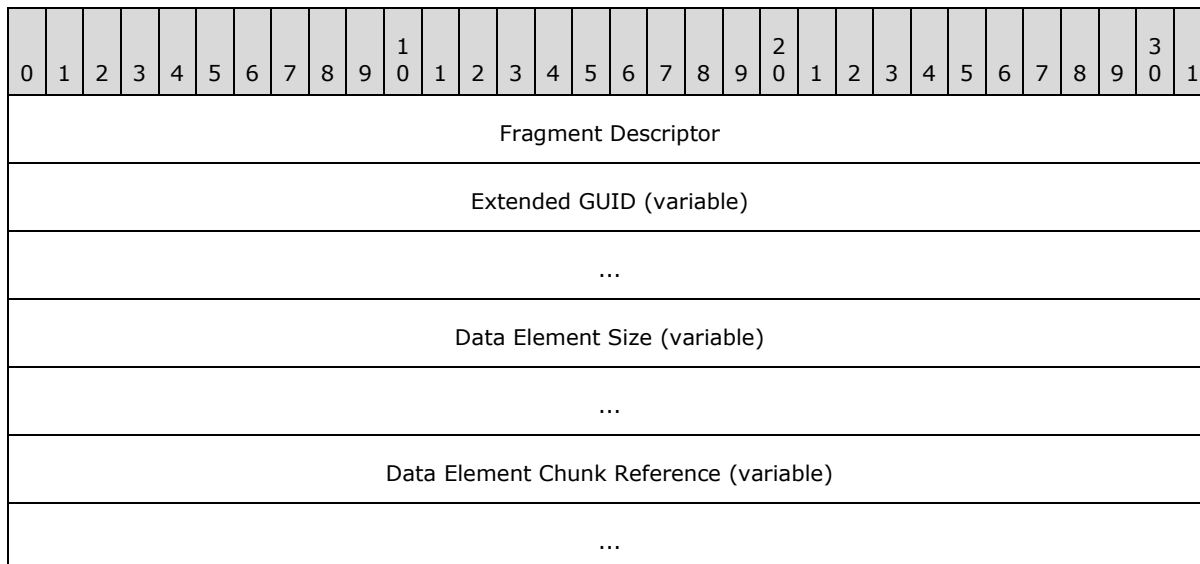


Fragment Knowledge Start (4 bytes): A 32-bit stream object header that specifies [fragment knowledge start](#).

Fragment Knowledge Entries (variable): One or more [fragment knowledge entry](#) structures specifying the fragments which have been uploaded.

Fragment Knowledge End (2 bytes): A 16-bit stream object header that specifies a [fragment knowledge end](#).

2.2.1.13.3.1 Fragment Knowledge Entry



Fragment Descriptor (4 bytes): A 32-bit stream object header that specifies a [fragment knowledge entry](#).

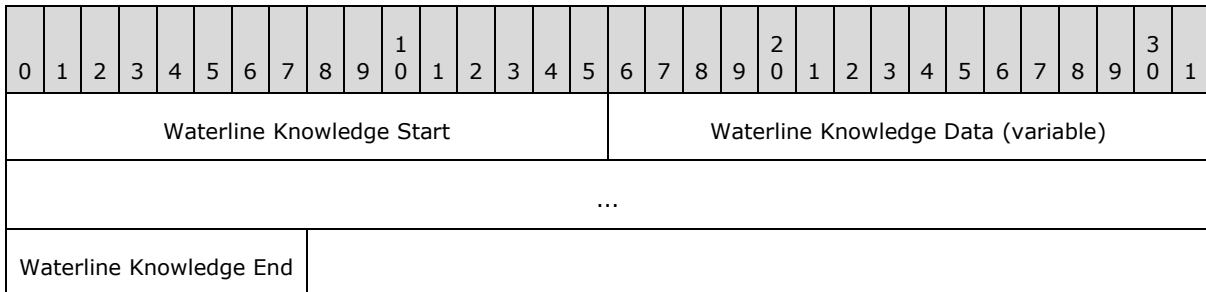
Extended GUID (variable): An [extended GUID](#) that specifies the data element this fragment knowledge entry contains knowledge about.

Data Element Size (variable): A [compact uint64](#) specifying the size in bytes of the data element specified by the preceding EXGUID.

Data Element Chunk Reference (variable): A [file chunk reference](#) specifying which part of the data element with the preceding GUID this fragment knowledge entry contains knowledge about.

2.2.1.13.4 Waterline Knowledge

Specifies the current server waterline, which is the serial number greater than or equal to the serial number of all the cells on the server the client has downloaded. It allows server implementations to improve performance by skipping over cells the client has already downloaded for some operations.

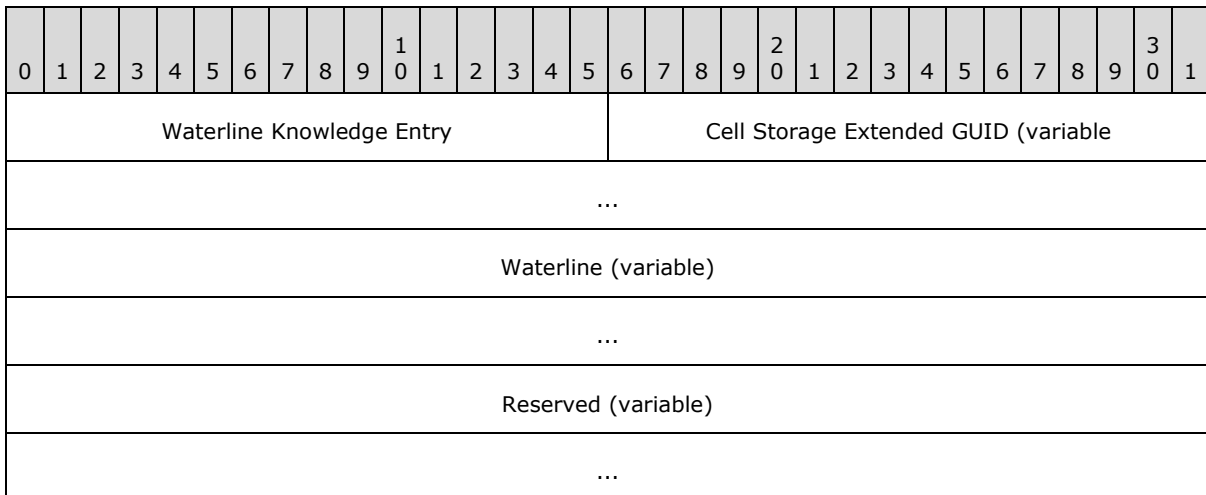


Waterline Knowledge Start (2 bytes): A 16-bit stream header that specifies [waterline knowledge start](#).

Waterline Knowledge Data (variable): One or more [waterline entries](#) that specify what the server has already delivered to the client or what the client has already received from the server.

Waterline Knowledge End (1 byte): An 8-bit stream header that specifies [waterline knowledge end](#).

2.2.1.13.4.1 Waterline Knowledge Entry



Waterline Knowledge Entry (2 bytes): A 16-bit stream object header that specifies a [waterline knowledge entry](#).

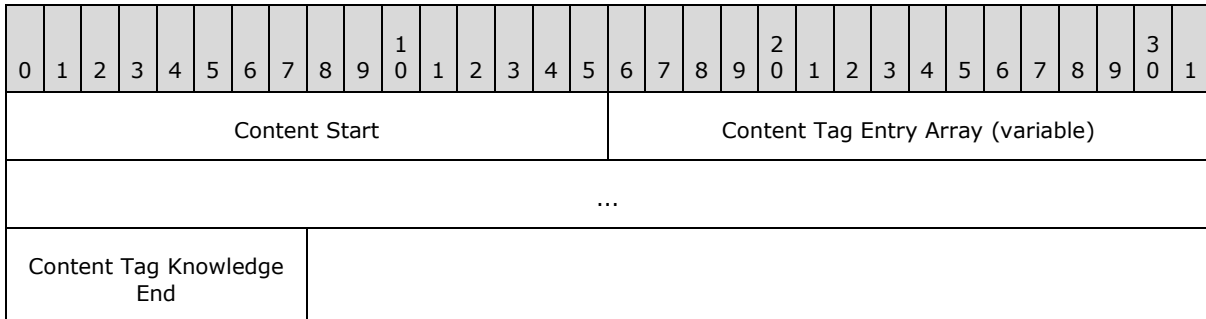
Cell Storage Extended GUID (variable): An [extended GUID](#) that specifies the cell storage this entry specifies the waterline for.

Waterline (variable): A [compact unit64](#) that specifies a sequential serial number.

Reserved (variable): A compact unit64 that specifies a reserved field that MUST have value of 0 and MUST be ignored.

2.2.1.13.5 Content Tag Knowledge

Specifies the content tag for each BLOB heap.



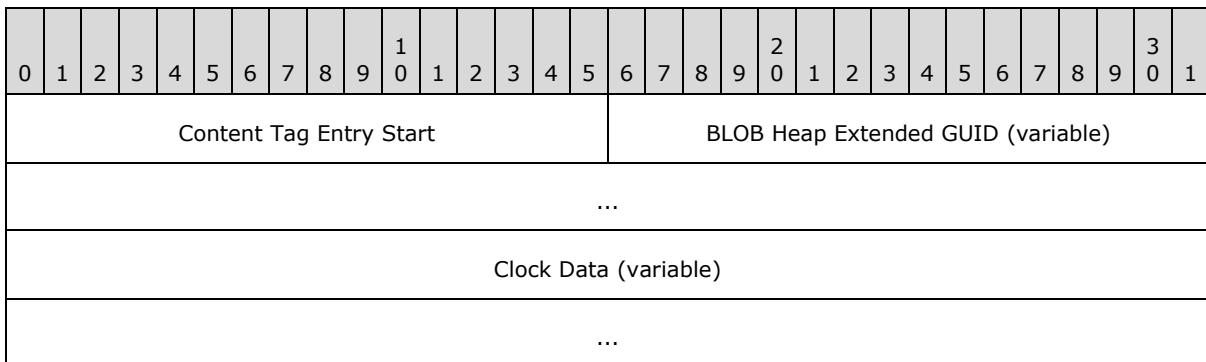
Content Tag Start (2 bytes): A 16-bit stream object header that specifies [content tag knowledge start](#).

Content Tag Entry Array (variable): An array of [content tag entries](#) that specifies the BLOB heap entries.

Content Tag Knowledge End (1 byte): An 8-bit stream object header that specifies [content tag knowledge end](#).

2.2.1.13.5.1 Content Tag Knowledge Entry

Stores a BLOB heap GUID and its associated content tag.



Content TagEntry Start (2 bytes): A 16-bit stream object header that specifies a [content tag entry](#).

BLOB Heap Extended GUID (variable): An [extended GUID](#) that specifies the BLOB heap this content tag is for.

Clock Data (variable): A [binary item](#) that specifies changes when the contents of the BLOB heap change on the server.

2.2.2 Request Message Syntax

A request message specifies the format used to contain sub-requests.

0	1	2	3	4	5	6	7	8	9	10	11	12	13	14	15	16	17	18	19	20	21	22	23	24	25	26	27	28	29	30	31
Protocol Version																Minimum Version															
Signature																															
...																															
Request Start																															
User Agent Start																															
User Agent GUID																															
GUID (16 bytes)																															
...																															
User Agent Version																															
User Agent End																Sub-requests (variable)															
...																															
Data Element Package (variable)																															
...																															
Cell Request End																															

Protocol Version (2bytes): An unsigned integer that specifies the protocol schema version number used in this request. This value **MUST** be 12.

Minimum Version (2 bytes): An unsigned integer that specifies the oldest version of the protocol schema that this schema is compatible with. This value **MUST** be 11.

Signature (8 bytes): An unsigned integer that specifies a constant signature, to identify this as a request. This **MUST** be set to 0x9B069439F329CF9C.

Request Start (4 bytes): A 32-bit stream object header that specifies a [request start](#).

User Agent Start (4 bytes): A 32-bit stream object header that specifies a user agent start.

User Agent GUID (4 bytes): A 32-bit stream object header that specifies a user agent GUID.

GUID (16 bytes): A GUID that specifies the user agent.

User Agent Version (4 bytes): A 32-bit stream object header that specifies a user agent version.

Version (4 bytes): An unsigned integer that specifies the version of the client.

User Agent End (2 bytes): A 16-bit stream object header that specifies a [user agent end](#).

Sub-requests (variable): An array of [sub-requests](#) that specifies request information to execute on the server.

Data Element Package (variable): A [data elements package](#) that specifies the serialized data elements for the request. Put Changes is the only sub-request type that can be used to reference data elements within this package.

Cell Request End (2 bytes): A 16-bit stream object header that specifies a cell request end.

2.2.2.1 Sub-Requests

A sub-request has the following format.

0	1	2	3	4	5	6	7	8	9	10	11	12	13	14	15	16	17	18	19	20	21	22	23	24	25	26	27	28	29	30	31
Sub-request Start																															
Request ID (variable)																															
...																															
Request Type (variable)																															
...																															
Priority (variable)																															
...																															
Sub-request data (variable)																															
...																															
Sub-request End																															

Sub-request Start (4 bytes): A 32-bit stream object header that specifies a [sub-request start](#).

Request ID (variable): A [compact unsigned 64-bit integer](#) that MUST be less than 0xFFFFFFFF specifying the request number for each sub-request.

Request Type (variable): A compact unsigned 64-bit integer that specifies the [request type](#).

Priority (variable): A compact unsigned 64-bit integer that specifies the priority of the sub-request. The server executes the set of sub-requests contained in a request in ascending numerical priority. Sub-requests with the same priority are executed in any order with respect to each other.

Sub-request data (variable): A structure that specifies additional data for this sub-request. The structure used depends on the value of the request type field as specified by the following table:

Value	Meaning
1	Query access .
2	Query changes .
3	Query knowledge .
5	Put changes .
6	Query raw storage dump.
7	Put raw storage dump.
8	Query diagnostic store info .

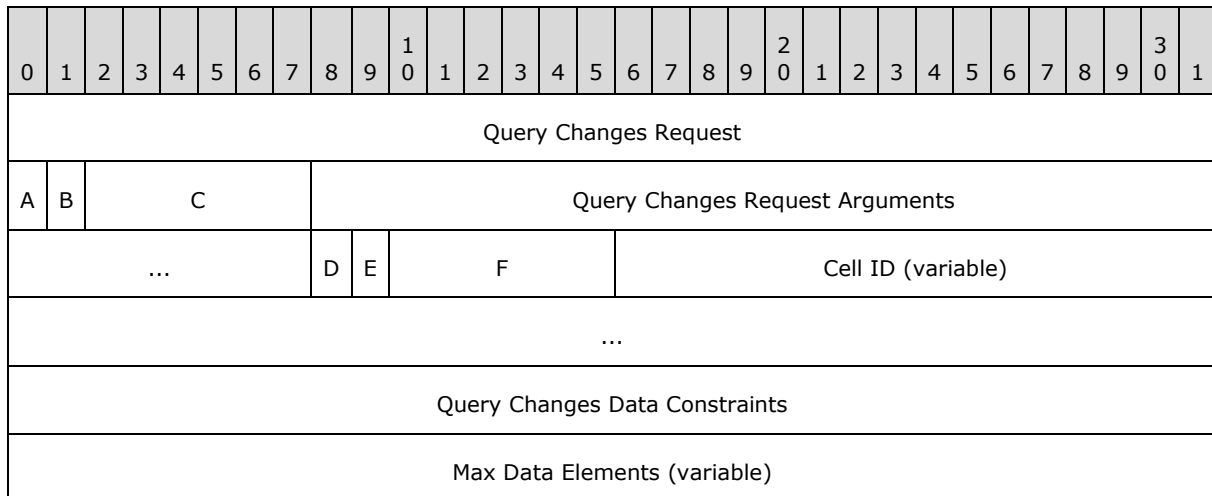
Sub-request End (2 bytes): A 16-bit stream object header that specifies a [sub-request end](#).

2.2.2.1.1 Query Access

None.

2.2.2.1.2 Query Changes

Query changes sub-request has the following format.



...
Query Changes Filters (variable)
...
Knowledge (variable)
...

Query Changes Request (4 bytes): A 32-bit stream object header that specifies a [query changes request](#).

A – Reserved (1 bit): A reserved bit that MUST be set to zero and MUST be ignored.

B – Allow Fragments (1 bit): A bit that specifies if set to allow fragments, otherwise it does not allow fragments.

C – Reserved1 (6 bits): A 6-bit reserved field that MUST be set to zero and MUST be ignored.

Query Changes Request Arguments (4 bytes): A 32-bit stream object header that specifies a query changes request arguments.

D – Include Storage Manifest (1 bit): A bit that specifies if set to include the storage manifest, otherwise the storage manifest is not included.

E – Include Cell Changes (1 bit): A bit that specifies if set to include cell changes, otherwise cell changes are not included.

F – Reserved2 (6 bits): A 6-bit reserved field that MUST be set to zero and MUST be ignored.

Cell ID (variable): A [cell ID](#) that specifies if the query changes are scoped to a specific cell. If the **cell ID** is 0x0000, no scoping restriction is specified.

Query Changes Data Constraints (4 bytes): A 32-bit stream object header that specifies a query changes Data Constraints; this is optional if no maximum data elements constraint is required.

Max Data Elements (variable): A [compact unsigned 64-bit integer](#) that specifies the maximum data elements to return.

Query Changes Filters (variable): An optional ordered array of [filters](#) that specifies how the results of the query will be filtered before it is returned to the client.

Knowledge (variable): An optional [knowledge](#) that specifies what the client knows about a state of a file.

2.2.2.1.2.1 Filters

Filters have the following format.

0	1	2	3	4	5	6	7	8	9	10	11	12	13	14	15	16	17	18	19	20	21	22	23	24	25	26	27	28	29	30	31
Query Changes Filter Start																															
Filter Category								Filter Type								Query Changes Filter Data															
...																															
Query Changes Filter End																Query Changes Filter Flags															
...																F	Reserved														

Query Changes Filter Start (4 bytes): A 32-bit stream object header that specifies a [query changes filter start](#).

Filter Type (1 byte): An unsigned integer that specifies filter type as follows:

Value	Type
1	All filter.
2	Data element type filter.
3	Storage index referenced data elements filter.
4	Cell ID filter.
5	Custom filter.
6	Data element IDs filter.
7	Hierarchy filter.

Filter Operation (1 byte): A flag that specifies how the filter is applied to the data elements before they are added to the response data element package. This field MUST be set to 0 or 1. 0 specifies that any data elements matching the filter will be excluded from the response data element package. 1 specifies that any data elements matching the filter will be included in the response data element package, even if they have been excluded by another filter prior to this filter in the ordered array of filters.

Query Changes Filter Data (variable): A structure that specifies additional data based on the filter type.

Query Changes Filter End (2 bytes): A 16-bit stream object header that specifies a [query changes filter end](#).

Query Changes Filter Flags (4 bytes): An optional 32-bit stream object header that specifies a query changes filter flags.

F – Fail if Unsupported (1 bit): A bit that specifies if set to 1 to allow failure if a filter is not supported, otherwise unsupported filters are ignored. This bit is only sent if query changes filter flags are specified.

Reserved (7 bits): A 7-bit reserved and MUST be set to 0 and MUST be ignored if query changes filter flags are specified.

2.2.2.1.2.1.1 All Filter

Specifies a filter that matches all data elements.

2.2.2.1.2.1.2 Data Element Type Filter

Specifies a filter that matches data elements of a specific type.

0	1	2	3	4	5	6	7	8	9	10	11	12	13	14	15	16	17	18	19	20	21	22	23	24	25	26	27	28	29	30	31
Query Changes Filter Data Element Type																															
Data Element Type (variable)																															
...																															

Query Changes Filter Data Element Type (4 bytes): A 32-bit stream object header that specifies a [query changes filter data element type](#).

Data Element Type (variable): A [compact unsigned 64-bit integer](#) that specifies the data element type the filter matches:

Value	Data element type
0	None.
1	Storage Index.
2	Storage Manifest.
3	Cell Manifest.
4	Revision Manifest.
5	Object Group.
6	Data element fragment.
10	Object data BLOB.

2.2.2.1.2.1.3 Storage Index Referenced Data Elements Filter

Specifies a filter that matches any data element referenced by a value in the storage index.

2.2.2.1.2.1.4 Cell ID Filter

Specifies a filter that matches a data element connected to the data element sub-graph whose root is the storage index key with a specified **Cell ID**.

0	1	2	3	4	5	6	7	8	9	10	11	12	13	14	15	16	17	18	19	20	21	22	23	24	25	26	27	28	29	30	31
Query Changes Filter Cell ID																															
Cell ID (variable)																															
...																															

Query Changes Filter Cell ID (4 bytes): A 32-bit stream object header that specifies a [query changes filter cell ID](#).

Cell ID (variable): A [cell ID](#) that specifies the root of the data element sub-graph to which data elements must be connected to match the filter.

2.2.2.1.2.1.5 Custom Filter

Specifies a custom filter to apply.

0	1	2	3	4	5	6	7	8	9	10	11	12	13	14	15	16	17	18	19	20	21	22	23	24	25	26	27	28	29	30	31
Query Changes Filter Schema Specific																															
Schema GUID (16 bytes)																															
...																															
Schema Filter Data (variable)																															
...																															

Query Changes Filter Schema Specific (4 bytes): A 32-bit stream object header that specifies a [query changes filter schema specific](#).

Schema GUID (16 bytes): A GUID that specifies the schema specific filter opaque to this protocol.

Schema Filter Data (variable): A byte stream that specifies the schema filters data opaque to this protocol.

2.2.2.1.2.1.6 Data Element IDs Filter

Specifies a filter that matches data elements whose **Data Element IDs** are contained in a specified list.

0	1	2	3	4	5	6	7	8	9	10	11	12	13	14	15	16	17	18	19	20	21	22	23	24	25	26	27	28	29	30	31
Query Changes Filter Data Element IDs																															

Data Element IDs (variable)
...

Query Changes Filter Data Element IDs (4 bytes): A 32-bit stream object header that specifies a [query changes filter data element IDs](#).

Data Element IDs (Variable): An [extended GUID Array](#) that specifies the data element identifiers.

2.2.2.1.2.1.7 Hierarchy Filter

Specifies a filter that matches any data element connected to the data element sub-graph whose root is the specified storage index key up to a specified depth.

0	1	2	3	4	5	6	7	8	9	10	1	2	3	4	5	6	7	8	9	20	1	2	3	4	5	6	7	8	9	30	1
Query Changes Filter Hierarchy																															
Depth										Storage Index Extended GUID Array																					
...																															

Query Changes Filter Hierarchy (4 bytes): A 32-bit stream object header that specifies a [query changes filter hierarchy](#).

Depth (1 byte): An unsigned integer that specifies the depth of the sub-graph and MUST be one of the following values:

Value	Meaning
0	Index values corresponding to the specified keys only.
1	First data elements referenced by the storage index values corresponding to the specified keys only.
2	Single level. All data elements under the sub-graphs rooted by the specified keys stopping at any storage index entries.
3	Deep. All data elements and storage index entries under the sub-graphs rooted by the specified keys.

Storage Index Extended GUID Array (variable): An [extended GUID Array](#) that specifies the storage index keys.

2.2.2.1.3 Query Knowledge

None.

2.2.2.1.4 Put Changes

Put changes sub-request has the following format.

0	1	2	3	4	5	6	7	8	9	10	11	12	13	14	15	16	17	18	19	20	21	22	23	24	25	26	27	28	29	30	31	
Put Data Request																																
Storage Index Extended GUID (variable)																																
...																																
Expected Storage Index Extended GUID (variable)																																
...																																
A	B	C	D	E	F	G	H																									

Put Changes Request (4 bytes): A stream object header that specifies a [put changes request](#).

Storage Index Extended GUID (variable): An [extended GUID](#) that specifies the data element identifier of a storage index in the request's data element package. The storage index specifies the changes that will be applied by the protocol server.

Expected Storage Index Extended GUID (variable): An extended GUID that specifies the data element identifier of a storage index, and the expected storage index, in the data element package of the request. When the protocol server applies updates to the server's storage index it first checks the specified expected storage index. If the expected storage index was specified and the key that is to be updated in the protocol server's storage index exists in the expected storage index then the corresponding values in the protocol server's storage index and the expected storage index MUST match, otherwise the protocol server MUST return a **Cell Error Coherency** failure. If the values match the protocol server MUST ensure that the storage index update is atomically updated such that no other update is overwritten. If the expected storage index was not specified or the key that is to be updated in the protocol server's storage index does not exist in the expected storage index the **Implied Null Expected if No Mapping** flag MUST be evaluated. If the **Implied Null Expected if No Mapping** flag is 0 the protocol server MUST apply the change without checking the current value, otherwise, if the flag specifies 1, the protocol server MUST only apply the change if no mapping exists. If a mapping exists the protocol server MUST return a **Cell Error Coherency** failure.

A - Implied Null Expected if No Mapping (1 bit): A bit that specifies the behavior of checking the current storage index value prior to update if no expected storage index entry is specified by the client.

The expected storage index is the basis for what the client believes is the current state of the storage index if set to 1, otherwise the expected storage index is not specified.

B - Partial (1 bit): A bit that specifies that this is a partial put changes and not the full changes.

C - Partial Last (1 bit): A bit that specifies if this is the last put changes in a partial set of changes.

D - Favor Coherency Failure Over Not Found (1 bit): A bit that specifies to force a coherency check on the server if a [Referenced Data Element Not Found](#). This may result in a Coherency Failure returned instead of Referenced Data Element Not Found.

E - Abort Remaining Put Changes on Failure (1 bit): A bit that specifies if set to abort remaining put changes on failure.

F - Multi-Request Put Hint (1 bit): A bit that specifies to reduce the number of auto coalesces during multi-request put scenarios, if only one request for a put changes, this bit is 0.

G - Return Complete Knowledge If Possible (1 bit): A bit that specifies to return the complete knowledge from the server provided that this request has exclusive access to the knowledge. Exclusive knowledge access is only granted on Coalesce and therefore complete knowledge will not be returned in non-coalescing sub requests.

H - Reserved (1 bit): A bit that specifies a reserved and MUST be set to 0 and MUST be ignored.

2.2.2.1.5 Query Raw Storage Dump

Query raw storage dump sub-request has the following format.

0	1	2	3	4	5	6	7	8	9	10	11	12	13	14	15	16	17	18	19	20	21	22	23	24	25	26	27	28	29	30	31
Query Raw Storage Dump Request																															
Format GUID (16 bytes)																															
...																															

Query Raw Storage Dump Request (4 bytes): A stream object header that specifies a [query raw storage dump request](#).

Format GUID (16 bytes): A GUID that specifies the format.

2.2.2.1.6 Put Raw Storage Dump

Put raw storage dump sub-request has the following format.

0	1	2	3	4	5	6	7	8	9	10	11	12	13	14	15	16	17	18	19	20	21	22	23	24	25	26	27	28	29	30	31
Put Raw Storage Dump Request																															
Format GUID (16 bytes)																															
...																															
Binary Data (variable)																															
...																															

Put Raw Storage Dump Request (4 bytes): A stream object header that specifies a [put raw storage dump request](#).

Format GUID (16 bytes): A GUID that specifies the format.

Binary Data (variable): A [binary item](#) that specifies the raw storage dump data which is opaque to this protocol.

2.2.2.1.7 Query Diagnostic Store Info

Query diagnostic store info sub-request has the following format.

0	1	2	3	4	5	6	7	8	9	10	11	12	13	14	15	16	17	18	19	20	21	22	23	24	25	26	27	28	29	30	31
Query Diagnostic Store Info Request																															
Format GUID (16 bytes)																															
...																															
Binary Data (variable)																															
...																															

Query Diagnostic Store Info Request (4 bytes): A stream object header that specifies a [query diagnostic store info request](#).

Format GUID (16 bytes): A GUID that specifies the format.

Binary Data (variable): A [binary item](#) that specifies the requested store information which is opaque to this protocol.

2.2.3 Response Message Syntax

A response message specifies the format used to contain sub-responses matching sub-requests.

0	1	2	3	4	5	6	7	8	9	10	11	12	13	14	15	16	17	18	19	20	21	22	23	24	25	26	27	28	29	30	31
Protocol Version																Minimum Version															
Signature																															
...																															
Response Start																															
A	Reserved										Response Data (variable)																				
...																															
Response End																															

Protocol Version (2bytes): An unsigned integer that specifies the protocol schema version number used in this request. This value **MUST** be 12.

Minimum Version (2 bytes): An unsigned integer that specifies the oldest version of the protocol schema that this schema is compatible with. This value **MUST** be 11.

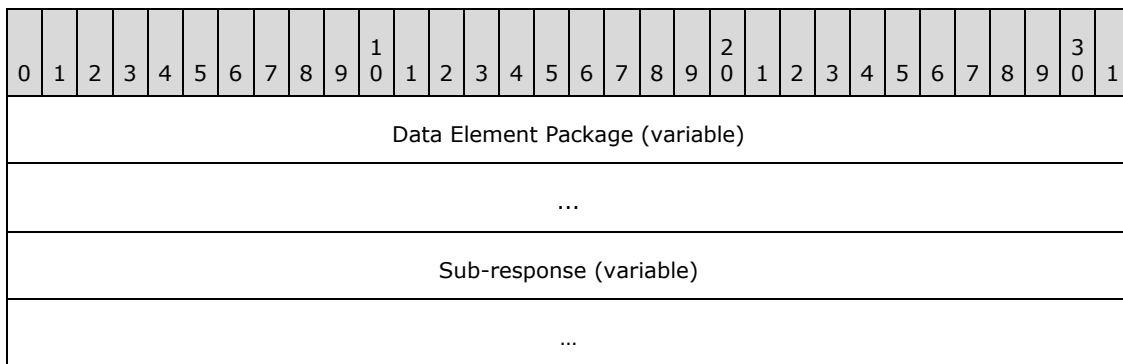
Signature (8 bytes): An unsigned integer that specifies a constant signature, to identify this as a response. This **MUST** be set to 0x9B069439F329CF9D.

Response Start (4 bytes): A 32-bit stream object header that specifies a [response start](#).

A - Status (1 bit): A bit that specifies if set that the request has failed and a [response error](#) **MUST** follow.

Reserved (7 bits): A 7-bit reserved and **MUST** be set to 0 and **MUST** be ignored.

Response Data (variable): A response error that specifies the error information if the request failed. If the request did not fail then the response data is specified by the following structure:



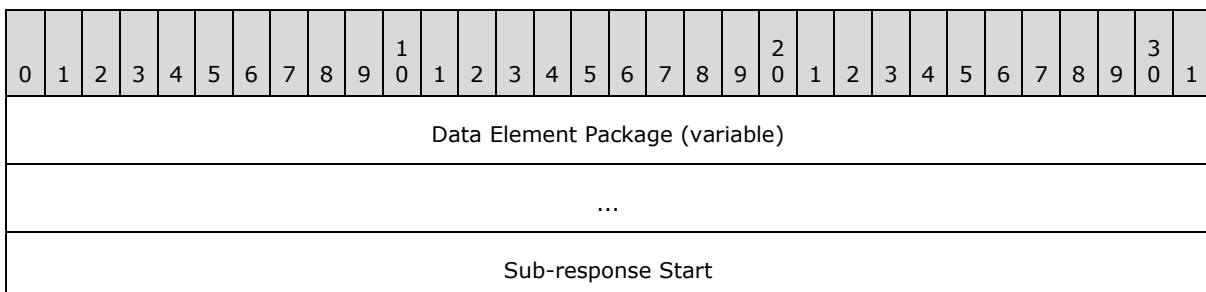
Data Element Package (variable): An optional [data elements package](#) structure that specifies data elements corresponding to the sub-responses. If the sub-responses do not reference data elements or no data elements are available for the sub-response then this structure will not be present.

Sub-response (variable): Specifies an array of sub-responses corresponding to the sub-requests. Sub-responses are specified in section [2.2.3.1](#).

Response End (2 bytes): A 16-bit stream object header that specifies a [response end](#).

2.2.3.1 Sub-Responses

Specifies the sub-responses corresponding to each sub-request in the following format.



Request ID (variable)		
...		
Request Type (variable)		
...		
A	Reserved	Sub-response data (variable)
...		
Sub-response End		

Data Element Package (variable): An optional [data elements package](#) that specifies the serialized data elements.

Sub-response : Start (4 bytes): A 32-bit stream object header that specifies a [sub-response start](#).

Request ID (variable): A [compact unsigned 64-bit integer](#) that specifies the request number this sub-response is for.

Request Type (variable): A compact unsigned 64-bit integer that specifies the [response type](#) matching the request.

A - Status (1 bit): A bit that specifies if set that the sub-request has failed, a [response error](#) MUST follow.

Reserved (7 bits): A 7 bit reserved and MUST be set to 0 and MUST be ignored.

Sub-response data (variable): A response error that specifies the error information about failure of the sub-request or depending on the request type specifies additional data. See the following table for details:

Value	Meaning
1	Query access .
2	Query changes .
3	Query knowledge .
5	Put changes .
6	Query raw storage dump.
7	Put raw storage dump.
8	Query diagnostic store info .

Sub-response End (2 bytes): A 16-bit stream object header that specifies a [sub-response end](#).

2.2.3.1.1 Query Access

Specifies the access permissions requested for read/write to the file.

0	1	2	3	4	5	6	7	8	9	10	11	12	13	14	15	16	17	18	19	20	21	22	23	24	25	26	27	28	29	30	31
Read Access Response Start																															
Response Error (variable)																															
...																															
Read Access Response End																Write Access Response Start															
...																Response Error (variable)															
...																															
Write Access Response End																															

Read Access Response Start (4 bytes): A 32-bit stream object header that specifies a [read access response start](#).

Response Error (variable): A [response error](#) that specifies read access permission. This error is received in response to any read request made by the client. If read operations will succeed the response error will be of the "no error" type.

Read Access Response End (2 bytes): A 16-bit stream object header that specifies a [read access response end](#).

Write Access Response Start (4 bytes): A 32-bit stream object header that specifies a write access response start.

Response Error (variable): A response error that specifies write access permission. This error is received in response to a put changes request made by the client. If put changes operation will succeed the response error will be of the "no error" type.

Write Access Response End (2 bytes): A 16-bit stream object header that specifies a write access response end.

2.2.3.1.2 Query Changes

Gives back the set of changes the server has for the data elements.

0	1	2	3	4	5	6	7	8	9	10	11	12	13	14	15	16	17	18	19	20	21	22	23	24	25	26	27	28	29	30	31
Query Changes Response																															
Storage Index Extended GUID (variable)																															

...		
P	Reserved	Knowledge (variable)
...		

Query Changes Response (4 bytes): A 32-bit stream object header that specifies a [query changes response](#).

Storage Index Extended GUID (variable): An [extended GUID](#) that specifies storage index.

P (1 bit): A bit that specifies if set that the result is a partial result and not the full results.

Reserved (7 bits): A 7-bit reserved and MUST be set to 0 and MUST be ignored.

Knowledge (variable): A [knowledge](#) that specifies the current state of the file on the server.

2.2.3.1.3 Query Knowledge

Specifies the server [knowledge](#).

2.2.3.1.4 Put Changes

Specifies an optional response to remap serial numbers for the detail elements.

0	1	2	3	4	5	6	7	8	9	10	11	12	13	14	15	16	17	18	19	20	21	22	23	24	25	26	27	28	29	30	31
Put Changes Response Serial Number Reassign All																															
Reassigned Serial number (variable)																															
...																															
Put Changes Response Serial Number Reassign																															
Serial Number (variable)																															
...																															
Knowledge (variable)																															
...																															

Put Changes Response Serial Number Reassign All (4 bytes): An optional 32-bit stream object header that specifies a [put changes response serial number reassign all](#).

Reassigned Serial Number (variable): A [serial number](#) that specifies to map all data elements to the same number if the put changes response serial number reassign all is specified.

Put Changes Response Serial Number Reassign (4 bytes): Zero or more 32-bit stream object header that specifies a put changes response serial number reassign to reassign serial number to (overriding reassign all if it exists).

Data Element Extended GUID (variable): A data element [extended GUID](#) that specifies to remap if the put changes response serial number reassign is specified.

Serial Number (variable): A serial number that specifies to use for the data element if the put changes response serial number reassign is specified.

Knowledge (variable): A [knowledge](#) that specifies the current state of the file on the server after the changes is merged.

2.2.3.1.5 Query Raw Storage Dump

Query raw storage dump sub-response has the following format.

0	1	2	3	4	5	6	7	8	9	10	11	12	13	14	15	16	17	18	19	20	21	22	23	24	25	26	27	28	29	30	31
Query Raw Storage Dump Response																															
Binary Data (variable)																															
...																															

Query Raw Storage Dump Response (4 bytes): A stream object header that specifies a [query raw storage dump response](#).

Binary Data (variable): A [binary item](#) that specifies the requested raw storage dump that is opaque to this protocol.

2.2.3.1.6 Put Raw Storage Dump

None.

2.2.3.1.7 Query Diagnostic Store Info

Query diagnostic store info sub-response has the following format.

0	1	2	3	4	5	6	7	8	9	10	11	12	13	14	15	16	17	18	19	20	21	22	23	24	25	26	27	28	29	30	31
Query Diagnostic Store Info Response																															
Binary Data (variable)																															
...																															

Query Diagnostic Store Info Response (4 bytes): A stream object header that specifies a [query diagnostic store info response](#).

Binary Data (variable): A [binary item](#) that specifies the requested diagnostic information that is opaque to this protocol.

2.2.3.2 Response Error

Specifies a response, sub-response error or status of a request.

0	1	2	3	4	5	6	7	8	9	10	11	12	13	14	15	16	17	18	19	20	21	22	23	24	25	26	27	28	29	30	31
Error Start																															
Error Type GUID (16 bytes)																															
...																															
Error Data (variable)																															
...																															
Chained Error (variable)																															
...																															
Error End																															

Error Start (4 bytes): A 32-bit stream object header that specifies an [error start](#).

Error Type GUID (16 bytes): A GUID that specifies the error type, the following table contains the possible values for the error type:

GUID (string representation)	Error type
{5A66A756-87CE-4290-A38B-C61C5BA05A67}	Cell error .
{7AFEAEBF-033D-4828-9C31-3977AFE58249}	Protocol error .
{32C39011-6E39-46C4-AB78-DB41929D679E}	Win32 error .
{8454C8F2-E401-405A-A198-A10B6991B56E}	HRESULT error .
{A5FDA7AB-CAAC-48FB-A6A1-CEB70EDADBCC}	Unknown error .
{00000000-0000-0000-0000-000000000000}	

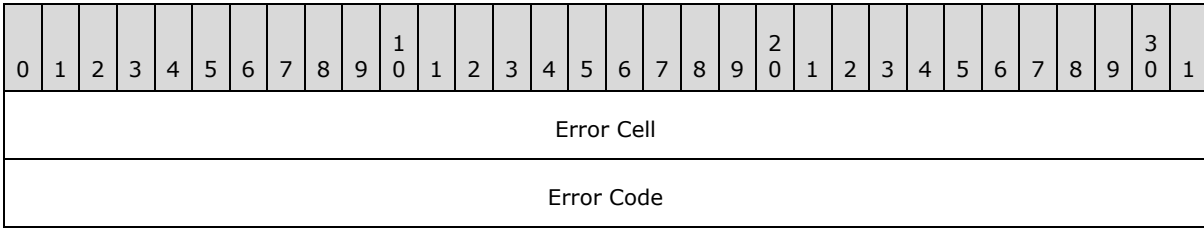
Error Data (variable): A structure that specifies the error data based on the error type GUID.

Chained Error (variable): An optional response error that specifies the chained error information.

Error End (2 bytes): A 16-bit stream object header that specifies an [error end](#).

2.2.3.2.1 Cell Error

Specifies a cell error.



Error Cell (4 bytes): A 32-bit stream object header that specifies an [error cell](#).

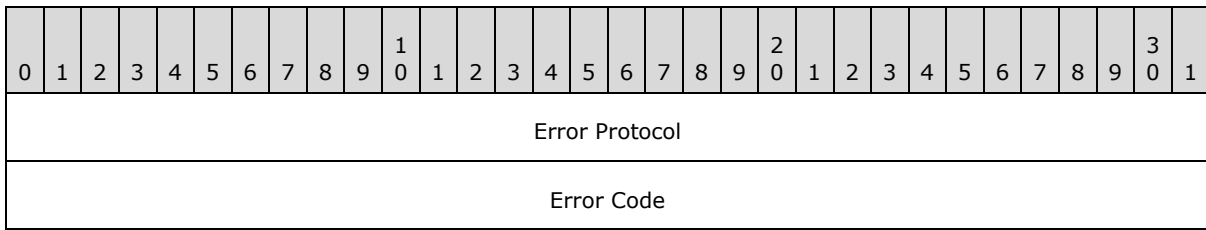
Error Code (4 bytes): An unsigned integer that specifies the error code, the following table contains the possible error codes:

Error Code	Error
1	Unknown error.
2	Invalid object.
3	Invalid partition.
4	Request not supported.
5	Storage read only.
6	Revision ID not found.
7	Bad token.
8	Request not finished.
9	Incompatible token.
11	Scoped cell storage.
12	Coherency failure.
13	Cell storage state de-serialization failure.
15	Incompatible protocol version.
16	Referenced data element not found.
18	Request stream schema error.
19	Response stream schema error.
20	Unknown request.
21	Storage failure.
22	Storage write only.
23	Invalid serialization.

Error Code	Error
24	Data element not found.
25	Invalid implementation.
26	Incompatible old storage.
27	Incompatible new storage.
28	Incorrect context for data element ID.
29	Object group duplicate objects.
31	Object reference not found in revision.
32	Merge cell storage state conflict.
33	Unknown query changes filter.
34	Unsupported query changes filter.
35	Unable to provide knowledge.
36	Data element missing ID.
37	Data element missing serial number.
38	Request argument invalid.
39	Partial changes not supported.
40	Store busy, retry later.
41	GUID ID table not supported.
42	Data element cycle.
43	Fragment knowledge error.
44	Fragment size mismatch.
45	Fragments incomplete.
46	Fragment invalid.
47	Aborted after failed put changes.
49	Raw storage dump format not supported
50	Diagnostic information not supported

2.2.3.2.2 Protocol Error

Specifies a protocol error. A protocol error is returned from the protocol server when a malformed or incompatible request is specified.



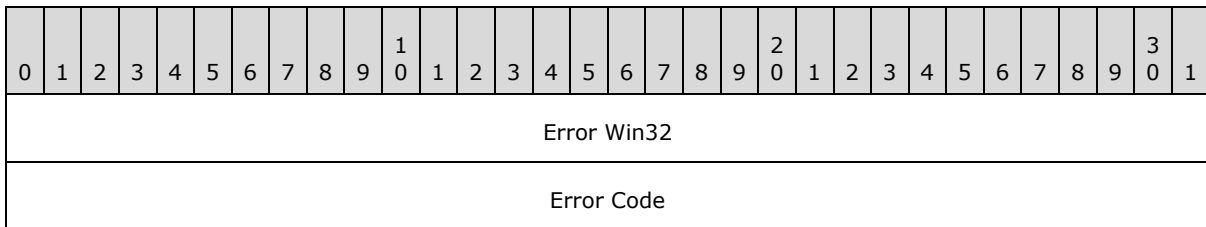
Error Protocol (4 bytes): A 32-bit stream object header that specifies an [error protocol](#).

Error Code (4 bytes): An unsigned integer that specifies the error code, the following table contains the possible error codes:

Error Code	Error
1	Unknown error.
50	Request format error, incomplete request.
61	Unknown internal error
108	Request format error, invalid request.
142	Request format error, stream object invalid
143	Request format error, stream object unexpected
144	Request format error, stream object compound nesting error
145	Request format error, invalid request.
All other values	Unspecified server error.

2.2.3.2.3 Win32 Error

A Win32 error code as specified in [\[MS-ERREF\]](#) section 2.2.

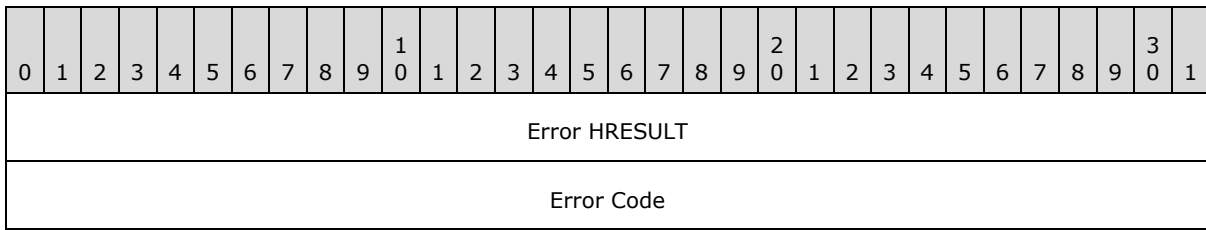


Error Win32 (4 bytes): A 32-bit stream object header that specifies an [error win32](#).

Error Code (4 bytes): An unsigned integer that specifies the Win32 error code.

2.2.3.2.4 HRESULT Error

An HRESULT error code as specified in [\[MS-ERREF\]](#) section 2.1.



Error HRESULT (4 bytes): A 32-bit stream object header that specifies an [error HRESULT](#).

Error Code (4 bytes): An unsigned integer that specifies the HRESULT error code.

2.2.3.2.5 Unknown Error

None.

2.2.3.2.6 No Error

None.

3 Protocol Details

The Binary Requests for File Synchronization via SOAP Protocol operates between a protocol client (the requester) and a protocol server (the responder).

3.1 Server Details

3.1.1 Abstract Data Model

This section describes a conceptual model of possible data organization that an implementation maintains to participate in this protocol. The described organization is provided to facilitate the explanation of how the protocol behaves. This document does not mandate that implementations adhere to this model as long as their external behavior is consistent with that described in this document.

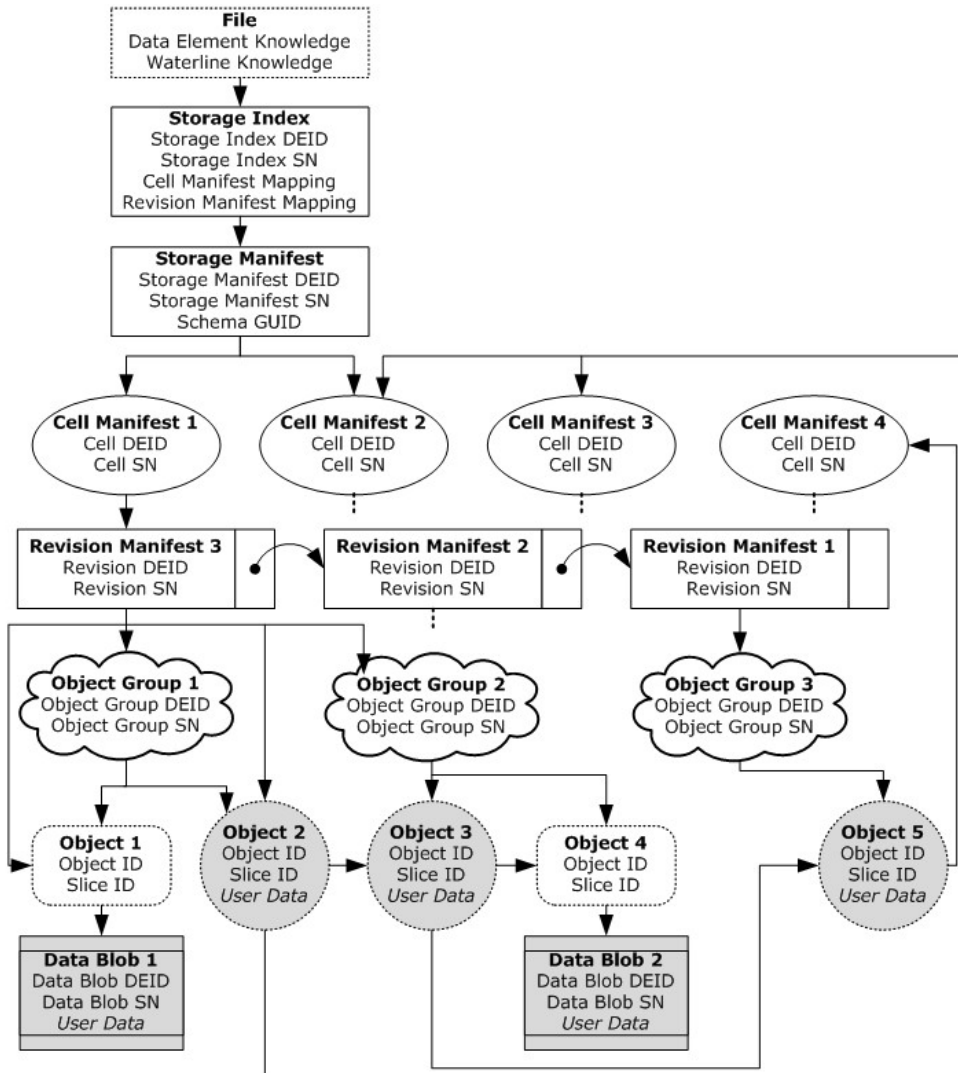


Figure 1: Abstract Data Model

The protocol server maintains a tree of several kinds of data nodes to represent the current state of the file. The nodes of the tree collectively store information about the data elements of this protocol. A data element in this context is a portion of a file, or data about a file, that can be synchronized as a unit. The types of nodes used in this data model include:

File: The root item of the tree of nodes that collectively represent the current state of a file available on the server. This node maintains the current [knowledge](#) information, and also refers to the [Storage Index](#) node.

- **Data Element Knowledge:** The current [cell knowledge](#) of the file.
- **Waterline Knowledge:** The current [waterline knowledge](#) of the file.

Storage Index: The node of the tree that maintains data for the Storage Index Data Element, and which refers to the current [Storage Manifest Data Element](#) of the file.

- **Storage Index DEID:** The data element identifier of the Storage Index.
- **Storage Index SN:** The current [serial number](#) of the Storage Index.
- **Cell Manifest Mapping:** The map of [Cell IDs](#) to the Data Element identifiers of their Cell Manifests. When nodes refer to a Cell ID, this mapping allows that reference to be resolved to the Cell Manifest Data Element that contains the data for the Cell.
- **Revision Manifest Mapping:** The map of Revision identifiers to the Data Element identifiers of their Revision Manifests. When other nodes refer to a Revision identifier, this mapping allows that reference to be resolved to the [Revision Manifest Data Element](#) that contains the data for the Revision.

Storage Manifest: The node of the tree that maintains data for the current Storage Manifest Data Element of the file.

- **Storage Manifest DEID:** The Data Element identifier of the Storage Manifest.
- **Storage Manifest SN:** The current serial number of the Storage Manifest.
- **Schema GUID:** The GUID that identifies the schema of the User Data and the organization of the nodes in the File. Users of this protocol would generally assign a unique Schema GUID for each different kind of document or file format, so that applications will know how to interpret the contents of the File.
- **Root Cell Set:** The ordered set of root Cell ID references to the root Cells for this File. This is the set of Cells that are required directly by the File. The Cell Manifest Mapping of the Storage Index is used to resolve each Cell ID reference into the Data Element identifier of the Cell Manifest for the Cell. It is possible, through references from Objects, for additional Cells to be used by a File even though they are not members of this Root Cell Set.

Cell Manifest: The Cell Manifest Data Element refers to a set of Revision data for the Cell. Users of this protocol would generally use Cells to represent major divisions of the File that have limited interdependency.

- **Cell DEID:** The immutable Data Element identifier of the Cell Manifest for this Cell.
- **Cell SN:** The current serial number of the Cell Manifest for this Cell.
- **Current Revision:** A Revision ID reference to the current Revision Manifest for this Cell. The Revision Manifest Mapping of the Storage Index is used to resolve each Revision identifier reference into the Data Element identifier of the Revision Manifest.

Revision Manifest: The Revision Manifest Data Element is part of a linked list which represents state information for a Cell. This node also refers to Object Groups and root Objects for the Revision. Users of this protocol would generally build a linked list of Revisions to represent the state of a Cell as a series of incremental changes.

- **Revision DEID:** The immutable Data Element identifier of the Revision Manifest for this Revision.
- **Revision SN:** The current serial number of the Revision Manifest for this Revision.
- **Root Object Set:** The set of root Object identifier references to the root Object nodes for this Revision. The data pertaining to each Object identifier is found in an Object Group Set of this same Revision Manifest, or in an Object Group Set of a prior Revision Manifest along the linked list. It is possible, through references from other Objects, for an Object to be used by a Revision even though it is not a member of this Root Object Set.
- **Object Group Set:** The set of Data Element identifier references to the [Object Group](#) nodes for this Revision.
- **Base Revision:** A Revision identifier reference to the prior Revision node in the linked list. The Revision Manifest Mapping of the Storage Index is used to resolve each Revision identifier reference into the Data Element identifier of the Revision Manifest of the prior Revision. If all of the data for an Object is unchanged, it is possible to rely on the data for that Object stored by a prior Revision somewhere along the linked list. This allows the protocol to be used for incremental updates to the File.

Object Group: A Data Element that identifies a group of Objects that can be referenced by Revisions or other Objects. Users of this protocol would generally group objects together when they tend to be modified together.

- **Object Group DEID:** The immutable Data Element identifier of this Object Group.
- **Object Group SN:** The current serial number of this Object Group.
- **Object Set:** The set of Object nodes included in this Object Group's Data Element. Object nodes do not represent separate Data Elements, but are included in their containing Object Groups. There are two types of Object nodes, those that store their User Data internally, and those that refer to a separate Data Element for their User Data.

Object with User Data stored internally: A node that is part of an Object Group's Object Set, and which contains User Data and reference information for an Object Partition of an Object. Users of this protocol would generally use this kind of Object to enable references to other Objects and Cells.

- **Object ID:** The [Extended GUID](#) by which other nodes may reference this Object.
- **Object Partition ID:** An 8-bit unsigned integer that identifies this Object Partition of the Object. Users of this protocol would generally use Object Partitions to divide Objects into pieces that tend to be updated at different times.
- **User Data:** The stream of data for this Object Partition of this Object. Contents are opaque to this protocol. Users of this protocol would generally use this stream to store portions of the contents of their file format.
- **Object Reference Set:** The ordered set of Object identifier references to other Objects that this Object Partitions of this Object depends on. All of the Objects in this set MUST be in the same Cell as this Object. The data pertaining to each Object identifier is found in an Object Group Set

of the Revision Manifest of the Cell, or in an Object Group Set of a prior Revision Manifest along the linked list.

- **Cell Reference Set:** The ordered set of Cell ID references to other Cells that this Object Partitions of this Object depends on. The Cell Manifest Mapping of the Storage Index is used to resolve each Cell identifier reference into the Data Element identifier of the Cell Manifest for the Cell.

Object with User Data stored externally: A node that is part of an Object Group's Object Set, and which references User Data for an Object Partition of an Object. Users of this protocol would generally use this kind of Object when the User Data is large and there is no need for references to other Objects or Cells.

- **Object ID:** The Extended GUID by which other nodes may reference this Object.
- **Object Partition ID:** An 8-bit unsigned integer that identifies this Object Partitions of the Object. Users of this protocol would generally use Object Partitions to divide Objects into pieces that tend to be updated at different times.
- **Data Blob Reference:** A Data Element identifier reference to the [Data Blob](#) node that contains the User Data for this Object Partitions of this Object.

Data Blob: A Data Element that contains User Data for an Object Partition of an Object:

- **Data Blob DEID:** The immutable Data Element identifier of this Data Blob.
- **Data Blob SN:** The current serial number of this Data Blob.
- **User Data:** The stream of data for an Object Partition of an Object. Contents are opaque to this protocol. Users of this protocol would generally use this stream to store portions of the contents of their file format.

3.1.2 Timers

None.

3.1.3 Initialization

None.

3.1.4 Message Processing Events and Sequencing Rules

Each request received by the server contains a variable number of sub-requests. The server MUST reply to a well-formed request with a response, as specified in section [2.2.3](#), which includes a sub-response for each sub-request. The server MUST reply to requests that are poorly formed or have bad parameters with an error response, as specified in sections [2.2.3](#) and [2.2.3.2](#). This protocol includes the sub-requests described in the following table.

Sub-request	Description
Query Access	Gets the read access and write access properties of the file.
Query Changes	Gets a full or partial set of data elements for the current state of the file.
Query Knowledge	Gets the current set of serial numbers of all of the data elements of the file.

Sub-request	Description
Put Changes	Client submits a set of data elements to update the state of the file on the server.
Query Raw Storage Dump	Gets raw storage dump data for the state of the file on the server. For diagnostic purposes only.
Put Raw Storage Dump	Client submits raw storage dump data for the state of the file on the server. For diagnostic purposes only.
Query Diagnostic Store Info	Gets the server-side event log generated when executing the request. For diagnostic purposes only.

3.1.4.1 Query Access Sub-Request Processing

The Query Access sub-request is used by a protocol client to determine if the File is expected to allow read access, and if the File is expected to allow write access, as determined by the underlying system. The server MUST reply back to the client with a Query Access sub-response as specified in section [2.2.3.1](#).

3.1.4.2 Query Changes Sub-Request Processing

The Query Changes sub-request is used by the protocol client to get a full or partial set of Data Elements for the current state of the File. The server MUST reply back to the client with a Query Changes sub-response as specified in section [2.2.3.1](#).

3.1.4.3 Query Knowledge Sub-Request Processing

The Query Knowledge sub-request is used by the protocol client to get the current set of [serial numbers](#) of all the Data Elements of the File, and the server's current [Waterline](#). The server MUST reply back to the client with a Query Knowledge sub-response as specified in section [2.2.3.1](#).

3.1.4.4 Put Changes Sub-Request Processing

The Put Changes sub-request, as specified in section [2.2.2.1.4](#), is used by a protocol client to submit local changes in the contents of a File to the protocol server. The protocol server incorporates the submitted changes into the data model so that they will be available on subsequent calls regarding this File. The server MUST reply back to the client with a Put Changes sub-response as specified in section [2.2.3.1.4](#).

3.1.4.5 Query Raw Storage Dump Sub-Request Processing

The Query Raw Storage Dump sub-request is used by the protocol client to get raw storage dump data for the state of this file from the protocol server. The format of the raw storage data is opaque to this protocol. The format GUID is generally used to distinguish among multiple formats of raw storage dump data. The Query Raw Storage Dump sub-request is for diagnostic purposes only. If the server is not configured to emit diagnostic information, the protocol server responds to this sub-request with Cell Error "Request not supported", as specified in section [2.2.3.2.1](#). If the server is configured to emit diagnostic information, and the protocol server does not support the format GUID, the protocol server MUST respond to this sub-request with **Cell Error** "Raw storage dump format not supported", as specified in section [2.2.3.2.1](#). If there are no errors in processing the sub-request, the protocol server MUST reply back to the protocol client with a Query Raw Storage sub-response as specified in section [2.2.3.1.5<1>](#).

3.1.4.6 Put Raw Storage Dump Sub-Request Processing

The Put Raw Storage Dump sub-request is used by the protocol client to submit raw storage dump data for the state of this file to the protocol server. The format of the raw storage dump data is opaque to this protocol. The format GUID is generally used to distinguish among multiple formats of raw storage dump data. The binary data is generally obtained from a Query Raw Storage sub-response as specified in section [2.2.3.1.5](#). The Put Raw Storage Dump sub-request is for diagnostic purposes only. Unless the server administrator chooses to investigate issues, the protocol server is generally configured to respond to this sub-request with **Cell Error** "Request not supported", as specified in section [2.2.3.2.1](#). Otherwise, if the protocol server does not support the format GUID, the protocol server MUST respond to this sub-request with **Cell Error** "Raw storage dump format not supported", as specified in section [2.2.3.2.1](#). If there are no errors in processing the sub-request, the protocol server MUST reply back to the protocol client with a Put Raw Storage Dump sub-response as specified in section [2.2.3.1.6<2>](#).

3.1.4.7 Query Diagnostic Store Info Sub-Request Processing

The Query Diagnostic Store Info sub-request is used by the protocol client to get the server-side event logs generated when executing the request. The format of the event logs is opaque to this protocol. The format GUID is generally used to distinguish among multiple formats of event logs. The binary data of the sub-request is generally used to further specify the requested information. The format of the binary data is opaque to this protocol. The Query Diagnostic Store Info sub-request is for diagnostic purposes only. If the server administrator does not choose to investigate issues, or if the protocol server does not support the format GUID, the protocol server is generally configured to respond to this sub-request with **Cell Error** "Diagnostic information not supported", as specified in section [2.2.3.2.1](#). If there are no errors in processing the sub-request, then the protocol server MUST reply back to the protocol client with a Query Diagnostic Store Info sub-response as specified in section [2.2.3.1.7<3>](#).

3.1.5 Timer Events

None.

3.1.6 Other Local Events

None.

3.2 Client Details

3.2.1 Abstract Data Model

The protocol client maintains the same abstract data model as the protocol server.

3.2.2 Timers

None.

3.2.3 Initialization

None.

3.2.4 Message Processing Events and Sequencing Rules

Requests from protocol clients result in responses from the protocol server. The protocol client MUST update the data model as required by sub-responses from the protocol server.

3.2.4.1 Query Access Sub-Response Processing

Protocol clients use the Query Access sub-response data, as specified in section [2.2.3.1](#), to indicate to the user when the File is in a read-only state.

3.2.4.2 Query Changes Sub-Response Processing

Protocol clients MUST update their data model to incorporate the new Data Elements present in the Query Changes sub-response, as specified in section [2.2.3.1](#).

3.2.4.3 Query Knowledge Sub-Response Processing

Protocol clients SHOULD record the waterline value from the Waterline Knowledge, as specified in section [2.2.1.13.4](#), and use that value when generating subsequent Query Changes and Put Changes sub-requests. Protocol clients would generally track the difference between the protocol server's data element Cell Knowledge, as specified in section [2.2.1.13.2](#), and their own local set of known [serial numbers](#). Protocol clients could choose to act on this difference by requesting the Data Elements they are missing.

3.2.4.4 Put Changes Sub-Response Processing

Protocol clients MUST update their data model to incorporate any new [serial numbers](#) for Data Elements included in the Put Changes sub-response data, as specified in section [2.2.3.1.4](#). Protocol clients would generally track the difference between the protocol server's knowledge and their own local set of known serial numbers.

3.2.4.5 Query Raw Storage Dump Sub-Response Processing

The Query Raw Storage Dump sub-response is for diagnostic purposes only. The binary data is opaque to the protocol. Protocol clients MUST NOT update their data model based on this sub-response. Protocol clients generally save the binary data to long term storage, for possible use by engineers who are investigating issues.

3.2.4.6 Put Raw Storage Dump Sub-Response Processing

The Put Raw Storage Dump sub-response is for diagnostic purposes only.

3.2.4.7 Query Diagnostic Store Info Sub-Response Processing

The Query Diagnostic Store Info sub-response is for diagnostic purposes only. The binary data is opaque to the protocol. Protocol clients MUST NOT update their data model based on this sub-response. Protocol clients generally save the binary data to long term storage, for possible use by engineers who are investigating issues.

3.2.5 Timer Events

None.

3.2.6 Other Local Events

None.

4 Protocol Examples

4.1 Query Changes Request

Considering a client that needs to send a request to query changes, it would create a request as follows:

```

0x00000000: 0C 00 0B 00 9C CF 29 F3 39 94 06 9B 06 02 00 00
0x00000010: EE 02 00 00 AA 02 20 00 7E B8 31 E7 45 DD AA 44
0x00000020: AB 80 0C 75 FB D1 53 0E 7A 02 08 00 C4 27 A1 0F
0x00000030: 77 01 16 02 06 00 03 05 00 8A 02 02 00 00 DA 02
0x00000040: 06 00 03 00 00 CA 02 08 00 08 00 80 03 84 00 41
0x00000050: 0B 01 AC 02 00 55 03 01
  
```

0	1	2	3	4	5	6	7	8	9	10	11	12	13	14	15	16	17	18	19	20	21	22	23	24	25	26	27	28	29	30	31				
Protocol Version											Minimum Version																								
Signature																																			
...																																			
Cell Request Start																																			
User Agent Start																																			
User Agent GUID																																			
GUID																																			
...																																			
User Agent Version																																			
Version																																			
User Agent End											Sub-request Start																								
...											Request ID										Request Type														
Priority				Query Changes																															
...				A		B		C										D																	
...											E										Cell ID														
...				Query Changes Data Constraints																															

...	Maximum Data Elements	
...	Knowledge Start	Knowledge End
Sub-request End		Data Element Package Start
Reserved	E	Cell Request End

Protocol Version (2 bytes): 0x000C specifies the protocol version of this request.

Minimum Version (2 bytes): 0x000B specifies the minimum version of the protocol schema with which this request is compatible.

Signature: 0x9B069439F329CF9C specifies the signature of this request.

Cell Request Start (4 bytes): 0x00000206 specifies a stream object header for a [cell request start](#). Decoded has a Type of 0x40, length 0, and is compound.

User Agent Start (4 bytes): 0x000002EE specifies a stream object header for user agent start. Decoded this has a type of 0x5D, length 0, and is compound.

User Agent GUID (4 bytes): 0x002002AA specifies a stream object header for a user agent GUID. Decoded this has a type of 0x55, length 16.

GUID (16 bytes): {"E731B87E-DD45-44AA-AB80-0C75FBD1530E"} is the GUID of the User Agent.

User Agent Version (4 bytes): 0x0008027A specifies a stream object header for user agent version. Decoded this has a type of 0x2F, length 4.

Version (4 bytes): 0x2EE127B4 specifies the version of the client.

User Agent End (2 bytes): 0x0177 specifies a stream object header for [user agent end](#).

Sub-request Start (4 bytes): 0x00060216 specifies a stream object header for sub-request start. Decoded this has a type of 0x42, length 3.

Request Id (1 byte): 0x03 specifies the request number as a [compact unsigned 64-bit integer](#) for this request. Decoded this represents a value of 0x1.

Request Type (1 byte): 0x05 specifies the [request type](#) as a compact unsigned 64-bit integer. Decoded this represents a value of 0x02.

Priority (1 byte): 0x00 specifies the priority of this sub-request as a [compact unsigned 64-bit integer](#).

Query Changes (4 bytes): 0x0002028A specifies a stream object header for query changes request. Decoded this has a type of 0x51, length 1.

A - Reserved (1 bit): 0 specifies a reserved bit.

B - Allow Fragments (1 bit): 0 specifies that fragments are not allowed.

C - Reserved (6 bits): 0 specified reserved bits.

D - Query Changes Request Arguments (4 bytes): 0x000602DA specifies a stream object header for query changes request arguments. Decoded this has a type of 0x5b, length 3.

E - Include Storage Manifest/Cell Changes/ Reserved (1 byte): 0x03 specifies that the storage manifest and cell changes are to be included.

Cell ID (2 bytes): 0x0000 specifies the [cell ID](#) that query changes are scoped to. Decoded this represents two [null extended GUIDS](#), so no scoping restriction is specified.

Query Changes Data Constraints (4 bytes): 0x000802CA specifies a stream object header for query changes data constraints. Decoded this has a type of 0x59, length 4.

Maximum Data Elements (4 bytes): 0x03800008 specifies the maximum data elements to return as a compact unsigned 64-bit integer. Decoded this has a value of 3670016.

Knowledge Start (2 bytes): 0x0084 specifies the stream object header for [knowledge start](#). This has a type of 0x10, length 0.

Knowledge End (1 byte): 0x41 specifies the stream object header for [knowledge end](#).

Sub-Request End (2 bytes): 0x010B specifies the stream object header for sub-request end. Decoded, this has a type of 0x21.

Data Element Package Start (2 bytes): 0x02AC specifies the stream object header for a data element package start. Decoded, this has a type of 0x15, length 1, and is compound.

Reserved (1 byte): 0x00 specifies a reserved byte.

E - Data Element Package End (1 byte): 0x55 specifies the stream object header for data element package end. This stream object was started in the section with the title [Request Header](#).

Cell Request End (2 bytes): 0x0103 specifies the stream object header for cell request end. This stream object was started in the section with the title Request Header.

4.2 Query Changes Response

This section provides an example of a Query Changes response sub request.

```
0x00000000: 0E 02 06 00 03 05 00 FA 02 24 00 0C FD 98 0D A0
0x00000010: FD 40 99 4D 93 0A 63 22 D7 68 91 36 00 84 00 26
0x00000020: 02 20 00 F6 35 7A 32 61 07 14 44 96 86 51 E9 00
0x00000030: 66 7A 4D A4 00 78 28 80 93 0A E2 55 FD A5 BC 90
0x00000040: 37 45 1C 9D 86 E9 49 00 1C F9 08 78 28 7F 6C F5
0x00000050: 1D AA 02 5A 43 90 37 45 1C 9D 86 E9 49 00 FC F8
0x00000060: 08 51 13 01 26 02 20 00 0E E9 76 3A 32 80 0C 4D
0x00000070: B9 DD F3 C6 50 29 43 3E 4C 01 20 2A 0C 7F 6C F5
0x00000080: 1D AA 02 5A 43 90 37 45 1C 9D 86 E9 49 FC F8 08
0x00000090: 00 A5 13 01 41 07 01 8B 01 0D 0A 33 39 0D 0A 0D
0x000000A0: 0A 2D 2D 75 75 69 64 3A 66 31 65 62 62 66 35 33
0x000000B0: 2D 65 62 39 39 2D 34 36 62 64 2D 61 63 63 30 2D
0x000000C0: 34 32 65 35 65 62 61 32 36 35 30 35 2B 69 64 3D
0x000000D0: 36 30 33 38 2D 2D 0D 0A 0D 0A 30 0D 0A 0D 0A
```


0	1	2	3	4	5	6	7	8	9	10	11	12	13	14	15	16	17	18	19	20	21	22	23	24	25	26	27	28	29	30	31
Cell Sub-response Start																															
Request Id										Request Type										A						B					
...																						D									
...																															
Reserved										Knowledge Serialization Start										E											
...																						F									
...																															
Cell Knowledge Serialization Start																Cell Knowledge Range Entry															
Cell GUID (16 bytes)																															
...																															
From										To																					
Cell Knowledge Range Entry																Cell GUID (16 bytes)															
...																															
From										To																					
G										Knowledge Specialized Serialization End										H											
...																						I									
...																															
Reserved										Waterline Knowledge Start										J											
...										Cell Storage Extended GUID (16 bytes)																					
...																															
Waterline																															
Reserved										K										Knowledge Specialized Serialization End											

L	Cell Sub response End
---	-----------------------

Cell Sub-response Start (4 bytes): 0x0E020600 specifies the 32-bit stream object header for a [cell sub-response start](#). Decoded has a type of 0x041, length 3, Compound.

Request Id (1 byte): 0x03 specifies the request number as a [compact unsigned 64-bit integer](#) for this request. Decoded this represents a value of 0x1.

Request Type (1 byte): 0x05 specifies the [request type](#) as a compact unsigned 64-bit integer. Decoded this represents a value of 0x2.

A - Status / Reserved (1 byte): 0x00 represents the status bit and reserved field of the [cell response](#).

B - Query Changes Response (4 bytes): 0xFA022400 specifies the 32-bit stream object header for a query changes response. Decoded has a type of 0x05F, length 18.

D - Storage Index Extended GUID (16 bytes): {"A00D98FD-40FD-4D99-930A-6322D7689136"} 0x1 specifies the [extended guid](#) of the cell storage this is the waterline of. Decoded from 0x0C FD 98 0D A0 FD 40 99 4D 93 0A 63 22 D7 68 91 36.

Reserved (1 byte): 0x00 specifies a reserved byte.

Knowledge Serialization Start (2 bytes): 0x8400 specifies the 16-bit stream object header for a [knowledge serialization start](#). Decoded has a type of 0x10, length 0, Compound.

E - Knowledge Specialized Serialization Start (4 bytes): 0x26022000 specifies the 32-bit stream object header for knowledge specialized serialization start. Decoded has a type of 0x044, length 16, Compound.

F - Cell Knowledge GUID (16 bytes): 0x F6357A32 6107 1444 9686 51E900667A4D specifies a GUID that when decoded has string representation {"327A35F6-0761-4414-9686-51E900667A4D"} which indicates that this knowledge specialized serialization is a cell knowledge serialization.

Cell Knowledge Serialization Start (2 bytes): 0xA400 specifies the 16-bit stream object header for cell knowledge serialization start. Decoded this represents a type of 0x14, length 0, Compound.

Cell Knowledge Range Entry (2 bytes): 0x7828 specifies the 16-bit stream object header for a cell knowledge range entry. Decoded this represents a type of 0x0F, length 20.

Cell GUID (16 bytes): 0x80930AE2 55FD A5BC 9037 451C9D86E949 specifies the GUID of the cell storage this knowledge is about. Decoded it has the string representation {"E20A9380-FD55-BCA5-9037-451C9D86E949"}.

From (1 byte): 0x00 specifies the beginning of the cell range as a [compact unsigned 64-bit integer](#). Decoded this represents a value of 0.

To (3 bytes): 0x1CF908 specifies the end of the cell range as a [compact unsigned 64-bit integer](#). Decoded this represents a value of 73507.

Cell Knowledge Range Entry (2 bytes): 0x7828 specifies the 16-bit stream object header for a cell knowledge range entry. Decoded this represents a type of 0x0F, length 20.

Cell GUID (16 bytes): 0x7F6CF51D AA02 5A43 9037 451C9D86E949 specifies the GUID of the cell storage this knowledge is about. Decoded it has the string representation {"1DF56C7F-02AA-435A-9037-451C9D86E949"}.

From (1 byte): 0x00 specifies the beginning of the cell range as a compact unsigned 64-bit integer. Decoded this represents a value of 0.

To (3 bytes): 0xFCF808 specifies the end of the cell range as a compact unsigned 64-bit integer. Decoded this represents a value of 73503.

G - Cell Knowledge Serialization End (1 byte): 0x51 specifies an 8-bit stream object header for [cell knowledge header end](#). Decoded has a type of 0x14.

Knowledge Specialized Serialization End (2 bytes): 0x1301 specifies a 16-bit stream object header for [knowledge specialized serialization end](#). Decoded has a type of 0x044.

H - Knowledge Specialized Serialization Start (4 bytes): 0x26022000 specifies a 32-bit stream object header for knowledge specialized serialization start. Decoded it has a type of 0x044, length of 16, Compound.

I - Waterline Knowledge GUID (16 bytes): 0x0EE9763A32800C4DB9DDF3C65029433E when decoded has string representation {"3A76E90E-8032-4D0C-B9DD-F3C65029433E"} which indicates that this knowledge specialized serialization is a waterline knowledge serialization.

Reserved (1 byte): 0x00 specifies a reserved byte.

Waterline Knowledge Start (2 bytes): 0x4C01 specifies a 16-bit stream object header for waterline knowledge start. Decoded it has type 0x29, length 0, Compound.

J - Waterline Knowledge Entry (2 bytes): 0x202A specifies a 16-bit stream object header for a waterline knowledge entry. Decoded it has type 0x04, length 21.

Cell Storage Extended GUID (16 bytes): {"1DF56C7F-02AA-435A-9037-451C9D86E949"}
0x1 specifies the extended guid of the cell storage this is the waterline of. Decoded from 0x0C 7F 6C F5 1D AA 02 5A 43 90 37 45 1C 9D 86 E9 49.

Waterline (4 bytes): 0xFCF808 specifies the waterline as a compact unsigned 64-bit integer. Decoded this represents a value of 75503.

Reserved (1 byte): 0x00 specifies a reserved byte.

K - Waterline Knowledge End (1 byte): 0xA5 specifies an 8-bit stream object header for waterline knowledge end. Decoded it has a type of 0x29.

Knowledge Specialized Serialization End (2 bytes): 0x1301 specifies a 16-bit stream object header for knowledge specialized serialization end. Decoded has a type of 0x044.

L - Knowledge Serialization End (1 byte): 0x41 specifies an 8-bit stream object header for knowledge serialization end. Decoded it has a type of 0x10.

Cell Sub response End (2 bytes): 0x0701 specifies a 16-bit stream object header for cell sub-response end. Decoded it has a value of 0x041.

4.3 Put Changes Request

This section provides an example of a Put Changes request saving a document through the protocol.

0x00000000: 0C 00 0B 00 9C CF 29 F3 39 94 06 9B 06 02 00 00
0x00000010: EE 02 00 00 AA 02 20 00 7E B8 31 E7 45 DD AA 44
0x00000020: AB 80 0C 75 FB D1 53 0E 7A 02 08 00 B4 27 E1 2E
0x00000030: 77 01 16 02 06 00 03 0B 00 D2 02 26 00 0C 8E 2E
0x00000040: 2E 05 D1 C0 86 48 9C 51 29 D6 61 71 4F 67 00 48
0x00000050: 0B 01 AC 02 00 0C 56 0C 8E FC 0B 2C 04 9B 61 4C
0x00000060: AB 49 48 45 E6 03 EC A0 80 47 AF 30 54 71 6E 9B
0x00000070: 40 98 06 70 7E 81 8D C1 02 01 00 00 00 00 00
0x00000080: 00 0B EC 00 C0 32 80 13 38 0C DE AF 7C 55 4E 95
0x00000090: 0E 65 7A D3 A3 FA 63 01 00 00 11 03 21 2F 00 75
0x000000A0: F4 00 B2 00 EC 03

502 Binary Bytes

0x00000290: 79 05

Additional Object Groups

0x00006600: 0C 56
0x00006610: 0C 99 FA 30 D7 2C 12 88 42 B7 22 0A 12 5C FD A7
0x00006620: E5 80 47 AF 30 54 71 6E 9B 40 98 06 70 7E 81 8D
0x00006630: C1 02 32 00 00 00 00 00 00 05 60 20 94 33 B9
0x00006640: 0E 1D 57 E9 41 AA D3 88 0D 92 D3 19 55 38 66 14
0x00006650: B9 FA DE 84 A3 AA 0D 4A A3 A8 52 0C 77 AC 70 73
0x00006660: 0C B9 FA DE 84 A3 AA 0D 4A A3 A8 52 0C 77 AC 70
0x00006670: 73 0C 65 46 2A 6F C8 42 C7 46 BA B4 E2 8F DC E1
0x00006680: E3 2B 05 0C 58 60 0C 8E FC 0B 2C 04 9B 61 4C AB
0x00006690: 49 48 45 E6 03 EC A0 80 47 AF 30 54 71 6E 9B 40
0x000066A0: 98 06 70 7E 81 8D C1 02 33 00 00 00 00 00 00
0x000066B0: 07 58 22 0C 3A FE 28 71 BE DC 01 43 BD 84 71 6C
0x000066C0: 45 6C 80 8A 05 0C 56 0C 05 A9 D1 DF 9C 9B 2E 42
0x000066D0: B2 59 81 7A F3 51 14 54 80 47 AF 30 54 71 6E 9B
0x000066E0: 40 98 06 70 7E 81 8D C1 02 34 00 00 00 00 00
0x000066F0: 00 09 D0 24 0C 3A FE 28 71 BE DC 01 43 BD 84 71
0x00006700: 6C 45 6C 80 8A 00 50 4C 14 B9 FA DE 84 A3 AA 0D
0x00006710: 4A A3 A8 52 0C 77 AC 70 73 80 13 38 0C DE AF 7C
0x00006720: 55 4E 95 0E 65 7A D3 A3 FA 63 01 00 00 11 C8 22
0x00006730: 0C 8E FC 0B 2C 04 9B 61 4C AB 49 48 45 E6 03 EC
0x00006740: A0 . . .

More Revision Manifest Object Group references

0x00006AB0: 0C 56 0C 8E
0x00006AC0: 2E 2E 05 D1 C0 86 48 9C 51 29 D6 61 71 4F 67 80
0x00006AD0: 0A 4E D0 67 25 4F E5 43 91 48 B7 28 D3 AB 89 77
0x00006AE0: 01 00 00 00 00 00 00 00 03 88 54 0C 99 FA 30 D7
0x00006AF0: 2C 12 88 42 B7 22 0A 12 5C FD A7 E5 80 B8 50 CF
0x00006B00: AB 8E 91 64 BF 98 06 70 7E 81 8D C1 02 3E 00 00
0x00006B10: 00 00 00 00 00 70 9A 0C B9 FA DE 84 A3 AA 0D 4A
0x00006B20: A3 A8 52 0C 77 AC 70 73 0C 65 46 2A 6F C8 42 C7
0x00006B30: 46 BA B4 E2 8F DC E1 E3 2B 60 0C 8E FC 0B 2C 04
0x00006B40: 9B 61 4C AB 49 48 45 E6 03 EC A0 80 B8 50 CF AB
0x00006B50: 8E 91 64 BF 98 06 70 7E 81 8D C1 02 40 00 00
0x00006B60: 00 00 00 00 68 76 0C 3A FE 28 71 BE DC 01 43 BD
0x00006B70: 84 71 6C 45 6C 80 8A 0C 05 A9 D1 DF 9C 9B 2E 42
0x00006B80: B2 59 81 7A F3 51 14 54 80 B8 50 CF AB 8E 91 64
0x00006B90: BF 98 06 70 7E 81 8D C1 02 3F 00 00 00 00 00
0x00006BA0: 00 05 55 03 01

0	1	2	3	4	5	6	7	8	9	10	11	12	13	14	15	16	17	18	19	20	21	22	23	24	25	26	27	28	29	30	31
Request Header																															
Object Group																															
Storage Manifest																															
Cell Manifest																															
Revision Manifest																															
Storage Index																															
Request End																															

Request Header (4 bytes): Contents of the [Request Header](#).

Object Group (4 bytes): Contents of an [Object Group](#).

Storage Manifest (4 bytes): Contents of a [Storage Manifest](#).

Cell Manifest (4 bytes): Contents of [Cell Manifest](#).

Revision Manifest (4 bytes): Contents of [Revision Manifest](#).

Storage Index (4 bytes): Contents of [Storage Index](#).

Request End (4 bytes): Contents of [Request End](#).

4.3.1 Request Header

Header:

```

0x00000000: 0C 00 0B 00 9C CF 29 F3 39 94 06 9B 06 02 00 00
0x00000010: EE 02 00 00 AA 02 20 00 7E B8 31 E7 45 DD AA 44
0x00000020: AB 80 0C 75 FB D1 53 0E 7A 02 08 00 B4 27 E1 2E
0x00000030: 77 01 16 02 06 00 03 0B 00 D2 02 26 00 0C 8E 2E
0x00000040: 2E 05 D1 C0 86 48 9C 51 29 D6 61 71 4F 67 00 48
0x00000050: 0B 01

```

0	1	2	3	4	5	6	7	8	9	10	11	12	13	14	15	16	17	18	19	20	21	22	23	24	25	26	27	28	29	30	31
Protocol Version																Minimum Version															
Signature																															
...																															
Cell Request Start																															

User Agent Start		
User Agent GUID		
GUID		
...		
User Agent Version		
Version		
User Agent End		Sub-request Start
...		Request ID
		Request Type
Priority	Put Changes Request	
...	Storage Index EXGUID	
...		
A	Put Changes Flags	Sub-request End
Data Element Package Start		Reserved

Protocol Version (2 bytes): 0x000C specifies the protocol version of this request.

Minimum Version (2 bytes): 0x000B specifies the minimum version of the protocol schema with which this request is compatible.

Signature: 0x9B069439F329CF9C specifies the signature of this request.

Cell Request Start (4 bytes): 0x00000206 specifies a stream object header for a [cell request start](#). Decoded has a type of 0x40, length 0, and is **Compound**.

User Agent Start (4 bytes): 0x000002EE specifies a stream object header for user agent start. Decoded this has a type of 0x5D, length 0, and is **Compound**.

User Agent GUID (4 bytes): 0x002002AA specifies a stream object header for a user agent GUID. Decoded this has a type of 0x55, length 16.

GUID: {"E731B87E-DD45-44AA-80AB80-0C75FBD1530E"} is the GUID of the user agent.

User Agent Version (4 bytes): 0x0008027A specifies a stream object header for user agent version. Decoded this has a type of 0x2F, length 4.

Version (4 bytes): 0x2EE127B4 specifies the version of the client.

User Agent End (2 bytes): 0x0177 specifies a stream object header for [user agent end](#).

Sub-request Start (4 bytes): 0x00060216 specifies a stream object header for sub-request start. Decoded this has a type of 0x42, length 3.

Request Id (2 bytes): 0x03 specifies the request number as a [compact unsigned 64-bit integer](#) for this request. Decoded this represents a value of 0x1.

Request Type (2 bytes): 0x0B specifies the [request type](#) as a compact unsigned 64-bit integer. Decoded this represents a value of 0x05.

Priority (2 bytes): 0x00 specifies the priority of this sub-request as a [compact unsigned 64-bit integer](#).

Put Changes Request (4 bytes): 0x002602D2 specifies a stream object header for put changes request. Decoded this has a type of 0x5A, length 9.

Storage Index EXGUID: {"2E2E8E0C-C0D1-489C-5129-29D661714F67"} 0x01 specifies the Storage Index [extended GUID](#) decoded from 0C 8E 2E 2E 05 D1 C0 86 48 9C 51 29 D6 61 71 4F 67.

A - Expected Storage Index EXGUID (1 byte): {"000000-0000-0000-0000-00000000"} 0x00 specifies the expected storage index [extended GUID](#) decoded from 0x00.

Put Changes Flags (1 byte): 0x48 specifies the flags on the put changes request.

Sub-Request End (2 bytes): 0x010B specifies the stream object header for sub-request end. Decoded this has a type of 0x21.

Data Element Package Start (2 bytes): 0x02AC specifies the stream object header for a [data element package start](#). Decoded this has a type of 0x15, length 1, compound.

Reserved (1 byte): 0x00 specifies a reserved byte.

4.3.2 Object Group

```

0x00000050:      AC 02 00 0C 56 0C 8E FC 0B 2C 04 9B 61 4C
0x00000060: AB 49 48 45 E6 03 EC A0 80 47 AF 30 54 71 6E 9B
0x00000070: 40 98 06 70 7E 81 8D C1 02 01 00 00 00 00 00
0x00000080: 00 0B EC 00 C0 32 80 13 38 0C DE AF 7C 55 4E 95
0x00000090: 0E 65 7A D3 A3 FA 63 01 00 00 11 03 21 2F 00 75
0x000000A0: F4 00 B2 00 EC 03
                    502 Binary Bytes
0x00000290:                                79 05
  
```

0	1	2	3	4	5	6	7	8	9	0	1	2	3	4	5	6	7	8	9	0	1	2	3	4	5	6	7	8	9	0	1		
Data Element Start											Data Element EXGUID																						
...																																	
SN																																	
Data Element Type				Object Group Declarations Start																Object Declaration													

...	Object EXGUID		
...			
Object Partition ID	Object Data Size	A	Cell References Count
B	C	Reserved	D
...			E
...			
Object Group Data End	Data Element End		

Data Element Start (2 bytes): 0x560C specifies the stream object header for a [data element start](#). Decoded this has a type of 0x1, length 43, Compound.

Data Element EXGUID: {"2C0BFC8E-9B04-4C61-AB49-4845E603ECA0"} 0x01 specifies the Data element [extended GUID](#) decoded from 0C 8E FC 0B 2C 04 9B 61 4C AB 49 48 45 E6 03 EC A0.

SN (4 bytes): (0x80 {"5430AF47-6E71-409B-9806-707E818DC102"}) 0x01) specifies the serial number decoded from 80 47 AF 30 54 71 6E 9B 40 98 06 70 7E 81 8D C1 02 01 00 00 00 00 00 00.

Data Element Type (1 byte): 0x0B specifies the [data element type](#) as a [compact unsigned 64-bit integer](#). Decoded this represents a data element type of 0x5.

Object Group Declarations Start (2 bytes): 0x00EC specifies the stream object header for object group declaration start. Decoded this has a type of 0x1D, length 0 and is compound.

Object Declaration (1 byte): 0x32C0 specifies the stream object header for an object declaration start. Decoded this has a type of 0x18, length 25.

Object EXGUID: {"4E557CAF-0E95-7A65-D3A3- A3FA6301000011"} 0xDE0C3813 specifies the object extended GUID decoded from 80 13 38 0C DE AF 7C 55 4E 95 0E 65 7A D3 A3 FA 63 01 00 00 11.

Object Partition ID (1 byte): 0x03 specifies an object partition identifier as a [compact unsigned 64-bit integer](#) with a decoded value of 0x01.

Object Data Size (1 byte): 0x21 specifies the size of bytes of the object as a compact unsigned 64-bit integer. Decoded, this represents 0x16.

A - Object References Count (1 byte): 0x2f specifies the number of object references as a compact unsigned 64-bit integer with a decoded value of 0x17.

Cell References Count (1 byte): 0x00 specifies the number of cell references as a compact unsigned 64-bit integer with a decoded value of 0x00.

B - Object Group Declaration end (1 byte): 0x75 specifies the stream object header for an [object group declaration end](#).

C - Cell Object Group Data Header (1 byte): 0x00F4 specifies the stream object header for a cell object group data header. Decoded this has a type of 0x0E, length 0x01.

Reserved (1 byte): Set to 0x00.

D - Cell Object Group Object Data (4 bytes): 0x03EC00B2 specifies the stream object header for a cell object group object data. Decoded this has a type of 0x16, length 502.

E - More Object Group Data Elements: The rest of the **Object Group Data** elements have been omitted from this example.

Object Group Data End (1 byte): 0x79 specifies the stream object header for object group data end.

Data Element End (1 byte): 0x05 specifies the stream object header for data element end.

4.3.3 Storage Manifest

```

0x00006600:                                     0C 56
0x00006610: 0C 99 FA 30 D7 2C 12 88 42 B7 22 0A 12 5C FD A7
0x00006620: E5 80 47 AF 30 54 71 6E 9B 40 98 06 70 7E 81 8D
0x00006630: C1 02 32 00 00 00 00 00 00 05 60 20 94 33 B9
0x00006640: 0E 1D 57 E9 41 AA D3 88 0D 92 D3 19 55 38 66 14
0x00006650: B9 FA DE 84 A3 AA 0D 4A A3 A8 52 0C 77 AC 70 73
0x00006660: 0C B9 FA DE 84 A3 AA 0D 4A A3 A8 52 0C 77 AC 70
0x00006670: 73 0C 65 46 2A 6F C8 42 C7 46 BA B4 E2 8F DC E1
0x00006680: E3 2B 05

```

0	1	2	3	4	5	6	7	8	9	10	11	12	13	14	15	16	17	18	19	20	21	22	23	24	25	26	27	28	29	30	31
Data Element Start											Data Element EXGUID																				
...																															
SN																															
...																															
Data Element Type				Cell Storage Manifest Schema GUID Start												GUID															
...																															
Cell Storage Manifest Root Declare Start											Root EXGUID																				
...																															
Cell ID																															
...																															

Data Element End

Data Element Start (2 bytes): 0x560C specifies the stream object header for a [data element start](#). Decoded this has a type of 0x1, length 43, compound.

Data Element EXGUID: {"D730FA99-122C-4288-22B7-E5A7FD5C120A"} 0x01 specifies a string representation of the Data element [extended GUID](#) decoded from 0C 99 FA 30 D7 2C 12 88 42 B7 22 0A 12 5C FD A7 E5.

SN: 80 {"5430AF47-6E71-409B-9806-707E818DC102"} 0x32 specifies a string representation of the serial number decoded from 80 47 AF 30 54 71 6E 9B 40 98 06 70 7E 81 8D C1 02 32 00 00 00 00 00 00 00.

Data Element Type (1 byte): 0x05 specifies the [data element type](#) as a [compact unsigned 64-bit integer](#). Decoded this represents a data element type of 0x2.

Cell Storage Manifest Schema GUID Start (2 bytes): 0x2060 specifies the stream object header for a cell storage manifest schema GUID. Decoded this has a type of 0x0C, Length 16.

GUID: {"0EB93394-571D-41E9-AAD3-880D92D31955"} specifies a string representation of the schema GUID.

Cell Storage Manifest Root Declare (2 bytes): 0x6638 specifies the stream object header for a Cell Storage Manifest Root Declare. Decoded this has a type of 0x07, length 51.

Root EXGUID: {"84DEFAB9-AAA3-4A0D-A3A8-520C77AC7073"} 0x02 specifies a string representation of the root storage manifest extended GUID decoded from 14 B9 FA DE 84 A3 AA 0D 4A A3 A8 52 0C 77 AC 70 73.

Cell ID: {"84DEFAB9-AAA3-52A8-0C77-520C77AC7073"} 0x01, {"6F2A4665-42C8-46C7-BAB4-E28FDCE1E32B"} 0x01 specifies a string representation of the [cell ID](#) decoded from 0C B9 FA DE 84 A3 AA 0D 4A A3 A8 52 0C 77 AC 70 73 0C 65 46 2A 6F C8 42 C7 46 BA B4 E2 8F DC E1 E3 2B

Data Element End (1 byte): 0x05 specifies the stream object header for [data element end](#).

4.3.4 Cell Manifest

```

0x00006680:      0C 58 60 0C 8E FC 0B 2C 04 9B 61 4C AB
0x00006690: 49 48 45 E6 03 EC A0 80 47 AF 30 54 71 6E 9B 40
0x000066A0: 98 06 70 7E 81 8D C1 02 33 00 00 00 00 00 00
0x000066B0: 07 58 22 0C 3A FE 28 71 BE DC 01 43 BD 84 71 6C
0x000066C0: 45 6C 80 8A 05
  
```

0	1	2	3	4	5	6	7	8	9	10	11	12	13	14	15	16	17	18	19	20	21	22	23	24	25	26	27	28	29	30	31
Data Element Start																Data Element EXGUID															
...																															
SN																															

...		
Data Element Type	Cell Manifest Current Revision Start	A
...		
Data Element End		

Data Element Start (2 bytes): 0x580C specifies the stream object header for a [data element start](#). Decoded this has a type of 0x1, Length 44, compound.

Data Element EXGUID: {"2C0BFC8E-9B04-4C61-AB49-4845E603ECA0"} 0x31 specifies a string representation of the Data element [Extended GUID](#) decoded from 60 0C 8E FC 0B 2C 04 9B 61 4C AB 49 48 45 E6 03 EC A0

SN: 0x80 {"5430AF47-6E71-409B-0698-02C18D817E70"} 0x33 specifies the [serial number](#) decoded from 80 47 AF 30 54 71 6E 9B 40 98 06 70 7E 81 8D C1 02 33 00 00 00 00 00 00.

Data Element Type (1 byte): 0x07 specifies the [Data Element Type](#) as a [compact unsigned 64-bit integer](#). Decoded this represents a Data Element Type of 0x3.

Cell Manifest Current Revision Start (2 bytes): 0x2258 specifies the stream object header for a cell manifest current revision start. Decoded this has a type of 0x0B, length 17.

A - Cell Manifest Current Revision EXGUID: {"7128FE2A-DCBE-4301-BD84-716C456C808A"} 0x01 specifies a string representation of the current revision [extended GUID](#) decoded from 0C 3A FE 28 71 BE DC 01 43 BD 84 71 6C 45 6C 80 8A.

Data Element End (1 byte): 0x05 specifies the stream object header for [data element end](#).

4.3.5 Revision Manifest

```

0x000066c0          0C 56 0C 05 A9 D1 DF 9C 9B 2E 42
0x000066d0: B2 59 81 7A F3 51 14 54 80 47 AF 30 54 71 6E 9B
0x000066e0: 40 98 06 70 7E 81 8D C1 02 34 00 00 00 00 00 00
0x000066f0: 00 09 D0 24 0C 3A FE 28 71 BE DC 01 43 BD 84 71
0x00006700: 6C 45 6C 80 8A 00 50 4C 14 B9 FA DE 84 A3 AA 0D
0x00006710: 4A A3 A8 52 0C 77 AC 70 73 80 13 38 0C DE AF 7C
0x00006720: 55 4E 95 0E 65 7A D3 A3 FA 63 01 00 00 11 C8 22
0x00006730: 0C 8E FC 0B 2C 04 9B 61 4C AB 49 48 45 E6 03 EC
0x00006740: A0 . . .
    More Revision Manifest Object Group references
0x0006AB0          05

```

0	1	2	3	4	5	6	7	8	9	0	1	2	3	4	5	6	7	8	9	0	1
Data Element Start											Data Element EXGUID										
...																					

SN		
...		
Data Element Type	Revision Manifest Start	Revision ID
...		
Base Revision ID		
...		
A	Object Group EXGUID	
...		
More Revision Manifest Object Group References		
...		
Data Element End		

Data Element Start (2 bytes): 0x560C specifies the stream object header for a [data element start](#). Decoded this has a type of 0x1, length 43, compound.

Data Element EXGUID: {"DFD1A905-9B9C-422E-42B2-817AF3511454"} 0x01 specifies the Data element [Extended GUID](#) decoded from 0C 05 A9 D1 DF 9C 9B 2E 42 B2 59 81 7A F3 51 14 54.

SN: (0x80 {"5430AF47-6E71-409B-9806-707E818DC102"} 0x34) specifies a string representation of the serial number decoded from 80 47 AF 30 54 71 6E 9B 40 98 06 70 7E 81 8D C1 02 34 00 00 00 00 00 00.

Data Element Type (1 byte): 0x09 specifies the [Data Element Type](#) as a [compact unsigned 64-bit integer](#). Decoded this represents a Data Element Type of 0x4.

Revision Manifest Start (2 bytes): 0x24D0 specifies the stream object header for revision manifest start. Decoded this has type 0x1A, length 18.

Revision ID: {"84DEFAB9-0DAA-A34A-A852-520C77AC7073"} 0x02 specifies the revision identifier, in the form of an [extended GUID](#) decoded from 14 B9 FA DE 84 A3 AA 0D 4A A3 A8 52 0C 77 AC 70 73.

Base Revision ID: {"4E557CAF-0E95-7A65-D3A3-FA6301000011"} 0xDE0C3813 specifies the base revision identifier, in the form of an extended GUID decoded from 80 13 38 0C DE AF 7C 55 4E 95 0E 65 7A D3 A3 FA 63 01 00 00 11.

A - Revision Manifest Object Group Reference Start (2 bytes): 0x22C8 specifies the stream object header for Revision Manifest Object Group Reference Start. Decoded, this has a type of 0x19, length 17.

Object Group EXGUID: {"2C0BFC8E-9B04-4C61-AB49-4445E603ECA0"} 0x01 specifies the object group extended GUID decoded from 0C 8E FC 0B 2C 04 9B 61 4C AB 49 44 45 E6 03 EC A0.

More Revision Manifest Object Group References: The rest of the Revision Manifest Object Group Reference elements have been omitted from this example.

Data Element End (1 byte): 0x05 specifies the stream object header for [data element end](#).

4.3.6 Storage Index

```

0x00006AB0:                                0C 56 0C 8E
0x00006AC0: 2E 2E 05 D1 C0 86 48 9C 51 29 D6 61 71 4F 67 80
0x00006AD0: 0A 4E D0 67 25 4F E5 43 91 48 B7 28 D3 AB 89 77
0x00006AE0: 01 00 00 00 00 00 00 00 03 88 54 0C 99 FA 30 D7
0x00006AF0: 2C 12 88 42 B7 22 0A 12 5C FD A7 E5 80 B8 50 CF
0x00006B00: AB 8E 91 64 BF 98 06 70 7E 81 8D C1 02 3E 00 00
0x00006B10: 00 00 00 00 00 70 9A 0C B9 FA DE 84 A3 AA 0D 4A
0x00006B20: A3 A8 52 0C 77 AC 70 73 0C 65 46 2A 6F C8 42 C7
0x00006B30: 46 BA B4 E2 8F DC E1 E3 2B 60 0C 8E FC 0B 2C 04
0x00006B40: 9B 61 4C AB 49 48 45 E6 03 EC A0 80 B8 50 CF AB
0x00006B50: 8E 91 64 BF 98 06 70 7E 81 8D C1 02 40 00 00 00
0x00006B60: 00 00 00 00 68 76 0C 3A FE 28 71 BE DC 01 43 BD
0x00006B70: 84 71 6C 45 6C 80 8A 0C 05 A9 D1 DF 9C 9B 2E 42
0x00006B80: B2 59 81 7A F3 51 14 54 80 B8 50 CF AB 8E 91 64
0x00006B90: BF 98 06 70 7E 81 8D C1 02 3F 00 00 00 00 00
0x00006BA0: 00 05 55 03 01
  
```

0	1	2	3	4	5	6	7	8	9	0	1	2	3	4	5	6	7	8	9	0	1	2	3	4	5	6	7	8	9	0	1		
Data Element Header											Data Element EXGUID																						
...																																	
Serial Number																																	
...																																	
Data Element Type					Storage Index Manifest Mapping Start															A													
...																																	
Manifest Mapping SN																																	
...																																	
Storage Index Cell Mapping Start											Cell Id																						
...																																	

Cell Mapping EXGUID	
...	
Cell Mapping SN	
Cell Storage Index Revision Mapping Start	Revision EXGUID
...	
Revision Mapping EXGUID	
...	
Revision Mapping SN	
...	
B	

Data Element Start (2 bytes): 0x560C specifies the stream object header for a [data element start](#). Decoded this has a type of 0x1, Length 43, compound.

Data Element EXGUID: {"052E2E8E-C0D1-4886-9C51-29D661714F67"} 0x01 specifies the Data element [extended GUID](#) decoded from 0C 8E 2E 2E 05 D1 C0 86 48 9C 51 29 D6 61 71 4F 67.

SN: 0x80 {"67D04E0A-4F25-43E5-9148-B728D3AB8977"} 0x01 specifies the serial number decoded from 80 0A 4E D0 67 25 4F E5 43 91 48 B7 28 D3 AB 89 77 01 00 00 00 00 00 00.

Data Element Type (1 byte): 0x03 specifies the [Data Element Type](#) as a [compact unsigned 64-bit integer](#). Decoded this represents a Data Element type of 0x1.

Storage Index Manifest Mapping Start (2 bytes): 0x5488 specifies the stream object header for storage index cell mapping. Decoded this represents a type of 0x11, length 42.

A - Manifest Mapping EGUID: {"D730FA99-122C-4288-B722-0A125CFDA7E5"} 0x01 specifies the manifest mapping [extended GUID](#) decoded from 0C 99 FA 30 D7 2C 12 88 42 B7 22 0A 12 5C FD A7 E5.

Manifest Mapping SN: 0x80 {"ABCF50B8-918E-BF64-9806-707E818DC102"} 0x3E specifies the manifest mapping [serial number](#) decoded from 80 B8 50 CF AB 8E 91 64 BF 98 06 70 7E 81 8D C1 02 3E 00 00 00 00 00 00 00.

Storage Index Cell Mapping Start (2 bytes): 0x9A70 specifies the stream object header for storage index cell mapping. Decoded this has a type of 0x0E, length 77.

Cell Id: {"84DEFAB9-AAA3-4A0D-A3A8-520C77AC7073"} 0x01, {"6F2A4664-42C8-46C7-BAB4-E28FDCE1E32B"} 0x01 specifies the cell identifier decoded from 0C B9 FA DE 84 A3 AA 0D 4A A3 A8 52 0C 77 AC 70 73 0C 65 46 2A 6F C8 42 C7 46 BA B4 E2 8F DC E1 E3 2B.

Cell Mapping EXGUID: {"2C0BFC8E-9B04-4C61-AB49-4845E603ECA0"} 0x31 specifies the cell mapping extended GUID decoded from 60 0C 8E FC 0B 2C 04 9B 61 4C AB 49 48 45 E6 03 EC A0.

Cell Mapping SN: 0x80 {"ABCF50B8-918E-BF64-9806-707E818DC102"} 0x40 specifies the cell mapping serial number decoded from 80 B8 50 CF AB 8E 91 64 BF 98 06 70 7E 81 8D C1 02 40 00 00 00 00 00 00.

Cell Storage Index Revision Mapping Start (2 bytes): 0x7668 specifies the stream object header for cell storage index revision mapping start. Decoded, this represents a type of 0x0D, length 59.

Revision EXGUID: {"7128FE3A-DCBE-4301-BD84-716C456C808A"} 0x01 specifies the revision extended GUID decoded from 0C 3A FE 28 71 BE DC 01 43 BD 84 71 6C 45 6C 80 8A.

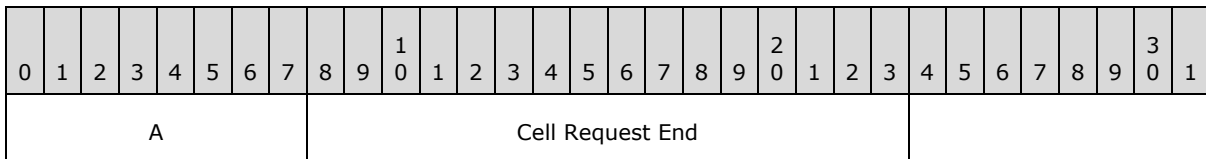
Revision Mapping EXGUID: {"DFD1A905-9B9C-422E-B259-817AF3511454"} 0x01 specifies the revision mapping extended GUID decoded from 0C 05 A9 D1 DF 9C 9B 2E 42 B2 59 81 7A F3 51 14 54.

Revision Mapping SN: (0x80 {"8EABCF50-6491-98BF-0670-707E818DC102"} 0x00) specifies the revision mapping serial number decoded from 80 B8 50 CF AB 8E 91 64 BF 98 06 70 7E 81 8D C1 02 3F 00 00 00 00 00 00.

B - Data Element End (1 byte): 0x05 specifies the stream object header for [data element end](#).

4.3.7 Request End

0x00006BA0: 55 03 01



A - Data Element Package End (1 byte): 0x55 specifies the stream object header for [data element package end](#). This stream object was started in the section with title [Request Header](#).

Cell Request End (2 bytes): 0x0103 specifies the stream object header for cell request end. This stream object was started in the section with title Request Header.

4.4 Put Changes Response

```

0x00000000: 0C 00 0B 00 9D CF 29 F3 39 94 06 9B 16 03 02 00
0x00000010: 00 0E 02 06 00 03 0B 00 84 00 26 02 20 00 F6 35
0x00000020: 7A 32 61 07 14 44 96 86 51 E9 00 66 7A 4D A4 00
0x00000030: 78 24 22 92 69 92 46 AD 53 B3 94 89 C2 4F 5A CF
0x00000040: A0 9A 00 E9 78 24 DD 6D 96 6D B9 52 AC 4C 94 89
0x00000050: C2 4F 5A CF A0 9A 00 DF 51 13 01 26 02 20 00 13
0x00000060: 1F 09 10 82 C8 FB 40 98 86 65 33 F9 34 C2 1D 6C
0x00000070: 01 70 2D 0C F9 0B 41 37 6F D1 99 44 A6 C3 27 23
0x00000080: 2E DC A7 11 09 33 00 00 00 B5 13 01 41 07 01 8B
0x00000090: 01

```

0	1	2	3	4	5	6	7	8	9	0	1	2	3	4	5	6	7	8	9	0	1	2	3	4	5	6	7	8	9	0	1
Protocol Version											Minimum Version																				
Signature																															
...																															
Cell Response Start																															
Status / Reserved					Cell Sub-response Start																										
...					Request ID							Request Type							Status / Reserved												
Knowledge Serialization Start																Knowledge Specialized Serialization Start															
...																Cell Knowledge GUID															
...																															
...																Cell Knowledge Serialization Start															
Cell Knowledge Range Entry																Cell GUID															
...																															
...																From					To										
Cell Knowledge Range Entry																Cell GUID															
...																															
...																From					To										
A					Knowledge Specialized Serialization End																						B				
...																											C				
...					Content Tag Entry																						D				
...																															
Clock Data																															
...					E					Knowledge Specialized Serialization End																					

F	Cell Sub-response end	Cell Response End
...		

Protocol Version (2 bytes): 0x000C specifies the protocol version of this request.

Minimum Version (2 bytes): 0x000B specifies the minimum version of the protocol schema with which this request is compatible.

Signature: 0x9B069439F329CF9C specifies the signature of this request.

Cell Response Start (4 bytes): 0x00020316 specifies a stream object header for a [cell response start](#). Decoded has a Type of 0x062, length 1, and is compound.

Status / Reserved (1 byte): 0x00 represents the status bit and reserved field of the [cell response](#).

Cell Sub-response Start (4 bytes): 0x0006020E specifies the stream object header for a cell sub-response start. Decoded has a type of 0x041, length 3, and is compound.

Request Id (1 byte): 0x03 specifies the request number as a [compact unsigned 64-bit integer](#) for this request. Decoded this represents a value of 0x1.

Request Type (1 type): 0x0B specifies the [request type](#) as a compact unsigned 64-bit integer. Decoded this represents a value of 0x5.

Status / Reserved (1 byte): 0x00 represents the status bit and reserved field of the cell [sub-response](#).

Knowledge Serialization Start (2 bytes): 0x0084 specifies the stream object header for a [knowledge serialization start](#). Decoded has a type of 0x10, length 0, and is compound.

Knowledge Specialized Serialization Start (4 bytes): 0x00200226 specifies the stream object header for knowledge specialized serialization start. Decoded has a type of 0x044, length 16, compound.

Cell Knowledge GUID (16 bytes): "327A35F6-0761-4414-9686-51E900667A4D" is the string representation of the [Cell Knowledge GUID](#).

Cell Knowledge Serialization Start (2 bytes): 0x00A4 specifies the stream object header for cell knowledge serialization start. Decoded this represents a type of 0x14, length 0, compound.

Cell Knowledge Range Entry (2 bytes): 0x2478 specifies the stream object header for a cell knowledge range entry. Decoded this represents a type of 0x0F, length 18.

Cell GUID (16 bytes): "92699222-AD46-B353-9489-C24F5ACFA09A" is the string representation of the cell GUID.

From (1 byte): 0x00 specifies the beginning of the cell range as a compact unsigned 64-bit integer. Decoded this represents a value of 0.

To (1 byte): 0xE9 specifies the end of the cell range as a [compact unsigned 64-bit integer](#). Decoded this represents a value of 116.

Cell Knowledge Serialization Start: 0x00A4 specifies the stream object header for cell knowledge serialization start. Decoded this represents a type of 0x14, length 0, compound.

Cell Knowledge Range Entry: 0x2478 specifies the stream object header for a cell knowledge range entry. Decoded this represents a type of 0x0F, length 18.

Cell GUID (16 bytes): "6D966DDD-52B9-4CAC-9489-C24F5ACFA09A" is the string representation of the cell GUID.

From (1 byte): 0x00 specifies the beginning of the cell range as a compact unsigned 64-bit integer. Decoded this represents a value of 0.

To (1 byte): 0xDF specifies the end of the cell range as a compact unsigned 64-bit integer. Decoded this represents a value of 111.

A - Cell Knowledge Serialization End (1 byte): 0x51 specifies an 8-bit stream object header for [cell knowledge serialization end](#). Decoded has a type of 0x14.

Knowledge Specialized Serialization End (2 bytes): 0x0113 specifies a 16-bit stream object header for [knowledge specialized serialization end](#). Decoded has a type of 0x044.

B - Knowledge Specialized Serialization Start (4 bytes): 0x00200226 specifies a 32-bit stream object header for knowledge specialized serialization start. Decoded it has a type of 0x044, length of 16, and is compound.

Content Tag Knowledge GUID (16 bytes): "10091F13-C882-40FB-9886-6533F934C21D" is the string representation of the Content Tag Knowledge GUID.

C - Content Tag Knowledge (2 bytes): 0x016C specifies the 16-bit stream object header for a content tag knowledge start. Decoded it has type 0x2D, length 0, and is compound.

Content Tag Knowledge Entry (2 bytes): 0x2D70 specifies the 16-bit stream object header for content tag entry. Decoded it has type 0x2E and length 22.

D - BLOB Heap Extended GUID (16 bytes): "37410BF9-D16F-4499-A6C3-27232EDCA711" is the string representation of the GUID portion, and 0x01 is the integer portion of the decoded [extended GUID](#).

Clock Data: 0x0000003309 specifies the [binary item](#) in the [content tag knowledge entry](#).

E - Content Tag Knowledge End (1 byte): 0xB5 specifies the stream object header for a content tag knowledge end. Decoded it has type 0x2D.

Knowledge Specialized Serialization End (2 bytes): 0x0113 specifies a 16-bit stream object header for knowledge specialized serialization end. Decoded has a type of 0x044.

F - Knowledge Serialization End (1 byte): 0x41 specifies an 8-bit stream object header for knowledge serialization end. Decoded it has a type of 0x10.

Cell Sub-response end (2 bytes): 0x0107 specifies a 16-bit stream object header for cell sub-response end. Decoded it has a value of 0x041.

Cell Response End (2 bytes): 0x018B specifies a 16-bit stream object header for a cell response end. Decoded it has a value of 0x62.

5 Security

5.1 Security Considerations for Implementers

This protocol does not introduce any additional security considerations beyond those that apply to its containing protocol [\[MS-FSSHTTP\]](#).

5.2 Index of Security Parameters

None.

6 Appendix A: Full IDL

None.

7 Appendix B: Product Behavior

The information in this specification is applicable to the following Microsoft products or supplemental software. References to product versions include released service packs:

- Microsoft® Office 2010 suites
- Microsoft® Office SharePoint® Server 2007
- Microsoft® SharePoint® Server 2010
- Microsoft® SharePoint® Workspace 2010
- Windows® SharePoint® Services 3.0

Exceptions, if any, are noted below. If a service pack or Quick Fix Engineering (QFE) number appears with the product version, behavior changed in that service pack or QFE. The new behavior also applies to subsequent service packs of the product unless otherwise specified. If a product edition appears with the product version, behavior is different in that product edition.

Unless otherwise specified, any statement of optional behavior in this specification that is prescribed using the terms SHOULD or SHOULD NOT implies product behavior in accordance with the SHOULD or SHOULD NOT prescription. Unless otherwise specified, the term MAY implies that the product does not follow the prescription.

[<1> Section 3.1.4.5:](#) SharePoint Server 2010 will always return "Request not supported".

[<2> Section 3.1.4.6:](#) SharePoint Server 2010 will always return "Request not supported".

[<3> Section 3.1.4.7:](#) SharePoint Server 2010 will always return "Request not supported".

8 Change Tracking

No table of changes is available. The document is either new or has had no changes since its last release.

9 Index

A

Abstract data model
[client](#) 67
[server](#) 62
[Applicability](#) 8

B

[binary item](#) 12

C

[Capability negotiation](#) 8
[Cell Error data type](#) 58
[Cell ID array data type](#) 21
[Cell ID data type](#) 21
[Change tracking](#) 94

Client

[abstract data model](#) 67
[initialization](#) 67
[local events](#) 69
[message processing](#) 68
[overview](#) 62
[Put Changes Sub-Response Processing method](#) 68
[Put Raw Storage Dump Sub-Response Processing method](#) 68
[Query Access Sub-Response Processing method](#) 68
[Query Changes Sub-Response Processing method](#) 68
[Query Diagnostic Store Info Sub-Response Processing method](#) 68
[Query Knowledge Sub-Response Processing method](#) 68
[Query Raw Storage Dump Sub-Response Processing method](#) 68
[sequencing rules](#) 68
[timer events](#) 68
[timers](#) 67

Common

[overview](#) 62
[Common data types](#) 9
[Compact unsigned 64-bit integer](#) 9

D

[Data element package](#) 22
Data model - abstract
[client](#) 67
[server](#) 62
Data types
[common - overview](#) 9

E

Events
[local - client](#) 69

[local - server](#) 67
[timer - client](#) 68
[timer - server](#) 67

Examples

[put changes request](#) 75
[put changes response](#) 87
[query changes request](#) 70
[query changes response](#) 72
[Extended guid array data type](#) 20
Extended guid data type ([section 2.2.1.7](#) 18,
[section 2.2.1.9](#) 20)

F

[Fields - vendor-extensible](#) 8
[File chunk reference](#) 12
[Full IDL](#) 92

G

[Glossary](#) 7

H

[HRESULT Error data type](#) 60

I

[IDL](#) 92
[Implementer - security considerations](#) 91
[Index of security parameters](#) 91
[Informative references](#) 7
Initialization
[client](#) 67
[server](#) 65
[Introduction](#) 7

K

[Knowledge](#) 35

L

Local events
[client](#) 69
[server](#) 67

M

Message processing
[client](#) 68
[server](#) 65
Messages
[binary item](#) 12
[Cell Error data type](#) 58
[cell ID array data type](#) 21
[cell ID data type](#) 21
[common data types](#) 9
[compact unsigned 64-bit integer data type](#) 9

[extended guid array data type](#) 20
[extended guid data type](#) ([section 2.2.1.7](#) 18, [section 2.2.1.9](#) 20)
[file chunk reference data type](#) 12
[HRESULT Error data type](#) 60
[Protocol Error data type](#) 59
[request message syntax data type](#) 41
[request type enumeration data type](#) 18
[response error data type](#) 57
[response message syntax data type](#) 51
[serial number data type](#) 20
[stream object header data type](#) 13
[string item](#) 12
[sub-requests data type](#) 42
[sub-responses data type](#) 52
[transport](#) 9
[Unknown Error data type](#) 61
[Win32 Error data type](#) 60
[Messages - data element package data type](#) 22
[Messages - knowledge data type](#) 35
Methods
[Put Changes Sub-Request Processing](#) 66
[Put Changes Sub-Response Processing](#) 68
[Put Raw Storage Dump Sub-Request Processing](#) 67
[Put Raw Storage Dump Sub-Response Processing](#) 68
[Query Access Sub-Request Processing](#) 66
[Query Access Sub-Response Processing](#) 68
[Query Changes Sub-Request Processing](#) 66
[Query Changes Sub-Response Processing](#) 68
[Query Diagnostic Store Info Sub-Request Processing](#) 67
[Query Diagnostic Store Info Sub-Response Processing](#) 68
[Query Knowledge Sub-Request Processing](#) 66
[Query Knowledge Sub-Response Processing](#) 68
[Query Raw Storage Dump Sub-Request Processing](#) 66
[Query Raw Storage Dump Sub-Response Processing](#) 68
N
[Normative references](#) 7
O
[Overview \(synopsis\)](#) 7
P
[Parameters - security index](#) 91
[Preconditions](#) 8
[Prerequisites](#) 8
[Product behavior](#) 93
[Protocol Error data type](#) 59
[Put changes request example](#) 75
[Put changes response example](#) 87
[Put Changes Sub-Request Processing method](#) 66
[Put Changes Sub-Response Processing method](#) 68

[Put Raw Storage Dump Sub-Request Processing method](#) 67
[Put Raw Storage Dump Sub-Response Processing method](#) 68

Q

[Query Access Sub-Request Processing method](#) 66
[Query Access Sub-Response Processing method](#) 68
[Query changes request example](#) 70
[Query changes response example](#) 72
[Query Changes Sub-Request Processing method](#) 66
[Query Changes Sub-Response Processing method](#) 68
[Query Diagnostic Store Info Sub-Request Processing method](#) 67
[Query Diagnostic Store Info Sub-Response Processing method](#) 68
[Query Knowledge Sub-Request Processing method](#) 66
[Query Knowledge Sub-Response Processing method](#) 68
[Query Raw Storage Dump Sub-Request Processing method](#) 66
[Query Raw Storage Dump Sub-Response Processing method](#) 68

R

References

[informative](#) 7
[normative](#) 7
[Relationship to other protocols](#) 8
[Request message syntax](#) 41
[Request type enumeration data type](#) 18
[Response error data](#) 57
[Response message syntax](#) 51

S

Security

[implementer considerations](#) 91
[parameter index](#) 91

Sequencing rules

[client](#) 68
[server](#) 65
[Serial number data type](#) 20

Server

[abstract data model](#) 62
[initialization](#) 65
[local events](#) 67
[message processing](#) 65
[overview](#) 62
[Put Changes Sub-Request Processing method](#) 66
[Put Raw Storage Dump Sub-Request Processing method](#) 67
[Query Access Sub-Request Processing method](#) 66
[Query Changes Sub-Request Processing method](#) 66
[Query Diagnostic Store Info Sub-Request Processing method](#) 67

[Query Knowledge Sub-Request Processing method](#) 66
[Query Raw Storage Dump Sub-Request Processing method](#) 66
[sequencing rules](#) 65
[timer events](#) 67
[timers](#) 65
[Standards assignments](#) 8
[Stream object header data type](#) 13
[string item](#) 12
[Sub-requests](#) 42
[Sub-responses](#) 52

T

Timer events
[client](#) 68
[server](#) 67
Timers
[client](#) 67
[server](#) 65
[Tracking changes](#) 94
[Transport](#) 9

U

[Unknown Error data type](#) 61

V

[Vendor-extensible fields](#) 8
[Versioning](#) 8

W

[Win32 Error data type](#) 60