



INTERNATIONAL TELECOMMUNICATION UNION

ITU-T

TELECOMMUNICATION
STANDARDIZATION SECTOR
OF ITU

X.350

(12/97)

SERIES X: DATA NETWORKS AND OPEN SYSTEM
COMMUNICATION

Interworking between networks – Satellite data
transmission systems

**General interworking requirements to be met for
data transmission in international public mobile
satellite systems**

ITU-T Recommendation X.350

(Previously CCITT Recommendation)

ITU-T X-SERIES RECOMMENDATIONS
DATA NETWORKS AND OPEN SYSTEM COMMUNICATION

PUBLIC DATA NETWORKS	X.1–X.199
Services and facilities	X.1–X.19
Interfaces	X.20–X.49
Transmission, signalling and switching	X.50–X.89
Network aspects	X.90–X.149
Maintenance	X.150–X.179
Administrative arrangements	X.180–X.199
OPEN SYSTEM INTERCONNECTION	X.200–X.299
Model and notation	X.200–X.209
Service definitions	X.210–X.219
Connection-mode protocol specifications	X.220–X.229
Connectionless-mode protocol specifications	X.230–X.239
PICS proformas	X.240–X.259
Protocol Identification	X.260–X.269
Security Protocols	X.270–X.279
Layer Managed Objects	X.280–X.289
Conformance testing	X.290–X.299
INTERWORKING BETWEEN NETWORKS	X.300–X.399
General	X.300–X.349
Satellite data transmission systems	X.350–X.399
MESSAGE HANDLING SYSTEMS	X.400–X.499
DIRECTORY	X.500–X.599
OSI NETWORKING AND SYSTEM ASPECTS	X.600–X.699
Networking	X.600–X.629
Efficiency	X.630–X.649
Naming, Addressing and Registration	X.650–X.679
Abstract Syntax Notation One (ASN.1)	X.680–X.699
OSI MANAGEMENT	X.700–X.799
Systems Management framework and architecture	X.700–X.709
Management Communication Service and Protocol	X.710–X.719
Structure of Management Information	X.720–X.729
Management functions	X.730–X.799
SECURITY	X.800–X.849
OSI APPLICATIONS	X.850–X.899
Commitment, Concurrency and Recovery	X.850–X.859
Transaction processing	X.860–X.879
Remote operations	X.880–X.899
OPEN DISTRIBUTED PROCESSING	X.900–X.999

For further details, please refer to ITU-T List of Recommendations.

ITU-T RECOMMENDATION X.350

GENERAL INTERWORKING REQUIREMENTS TO BE MET FOR DATA TRANSMISSION IN INTERNATIONAL PUBLIC MOBILE SATELLITE SYSTEMS

Summary

This Recommendation provides the general provisions applied for data transmission in international public mobile satellite systems.

Source

ITU-T Recommendation X.350 was revised by ITU-T Study Group 7 (1997-2000) and was approved under the WTSC Resolution No. 1 procedure on the 12th of December 1997.

FOREWORD

ITU (International Telecommunication Union) is the United Nations Specialized Agency in the field of telecommunications. The ITU Telecommunication Standardization Sector (ITU-T) is a permanent organ of the ITU. The ITU-T is responsible for studying technical, operating and tariff questions and issuing Recommendations on them with a view to standardizing telecommunications on a worldwide basis.

The World Telecommunication Standardization Conference (WTSC), which meets every four years, establishes the topics for study by the ITU-T Study Groups which, in their turn, produce Recommendations on these topics.

The approval of Recommendations by the Members of the ITU-T is covered by the procedure laid down in WTSC Resolution No. 1.

In some areas of information technology which fall within ITU-T's purview, the necessary standards are prepared on a collaborative basis with ISO and IEC.

NOTE

In this Recommendation, the expression "Administration" is used for conciseness to indicate both a telecommunication administration and a recognized operating agency.

INTELLECTUAL PROPERTY RIGHTS

The ITU draws attention to the possibility that the practice or implementation of this Recommendation may involve the use of a claimed Intellectual Property Right. The ITU takes no position concerning the evidence, validity or applicability of claimed Intellectual Property Rights, whether asserted by ITU members or others outside of the Recommendation development process.

As of the date of approval of this Recommendation, the ITU had not received notice of intellectual property, protected by patents, which may be required to implement this Recommendation. However, implementors are cautioned that this may not represent the latest information and are therefore strongly urged to consult the TSB patent database.

© ITU 1998

All rights reserved. No part of this publication may be reproduced or utilized in any form or by any means, electronic or mechanical, including photocopying and microfilm, without permission in writing from the ITU.

CONTENTS

	<i>Page</i>
1 Definitions.....	1
2 Choice of interface between a mobile DTE and the MSDSE.....	2
3 International data number for a mobile DTE	3
4 Data transmission prefixes	3
5 Transfer of address signal between the MSDSE and a mobile DTE	3
5.1 Calls originating in a PDN.....	3
5.2 Calls originating at a mobile earth station	4
5.3 Calls to special terminations	4
5.4 Sub-addressing.....	4
6 User services and facilities	4
7 Routing.....	4
8 Call progress signals and diagnostic codes	4
9 Closed user groups	5
10 Interface to PADs.....	5
11 Transfer of C and I lead information.....	5
12 Handling of group calls (broadcast service).....	5
Annex A – Allocation of telephone prefixes, telex access codes and data transmission prefixes.....	6

**GENERAL INTERWORKING REQUIREMENTS TO BE MET
FOR DATA TRANSMISSION IN INTERNATIONAL
PUBLIC MOBILE SATELLITE SYSTEMS**

(Malaga-Torremolinos, 1984; amended at Melbourne, 1988; revised in 1997)

The ITU-T,

considering

- a) that a maritime satellite service is being operated by the International Maritime Satellite Organization (Inmarsat);
- b) that data transmission services in the Inmarsat system should meet the provisions laid down for data transmission in general;
- c) that the mobile DTE may be connected to a PDN on a call-by-call basis;
- d) that mobile DTEs should have the capability of interfacing public data networks through all land earth stations even though they are located in different countries and interfacing different public data networks,

unanimously recommends

that the following general provisions should apply for data transmission in international public mobile satellite systems.

1 Definitions

The following are definitions of terms used in relation with data transmission in public mobile satellite systems.

NOTE – A similar set of definitions for telephone interworking is contained in Recommendation M.1100.

1.1 mobile satellite data transmission system is a means for the establishment of temporary connections between a Data Switching Exchange (DSE) in a Public Data Network (PDN) and a mobile DTE. The maritime satellite data transmission system comprises a *mobile satellite circuit*, a *mobile local circuit*, a *Mobile Satellite Data Switching Exchange (MSDSE)*, and a *mobile terrestrial circuit*. The general maritime mobile satellite configuration is shown in Figure 1. International aeronautical and land mobile satellite data transmission are not defined yet.

1.2 mobile local circuit is a circuit between the *mobile earth station* and a mobile DTE.

1.3 mobile satellite circuit is a circuit between the *mobile earth station* and the *land earth station*. It comprises all elements required for establishing, maintaining and clearing the mobile satellite circuit including the *network coordination station*.

1.4 mobile terrestrial circuit is a circuit between the *land earth station* and the *mobile satellite data switching exchange* if used.

1.5 mobile earth station is defined in Article 1, § 4.9, of the Radio Regulations, ITU, Geneva 1982.

1.6 coast earth station is defined in Article 1, § 4.14, of the Radio Regulations, ITU, Geneva 1982.

aeronautical earth station is defined in Article 1, § 4.20 of the Radio Regulations, ITU, Geneva 1982.

land earth station is defined in Article 1, § 4.10A of the Radio Regulations, as modified by MOB-WARC 1987.

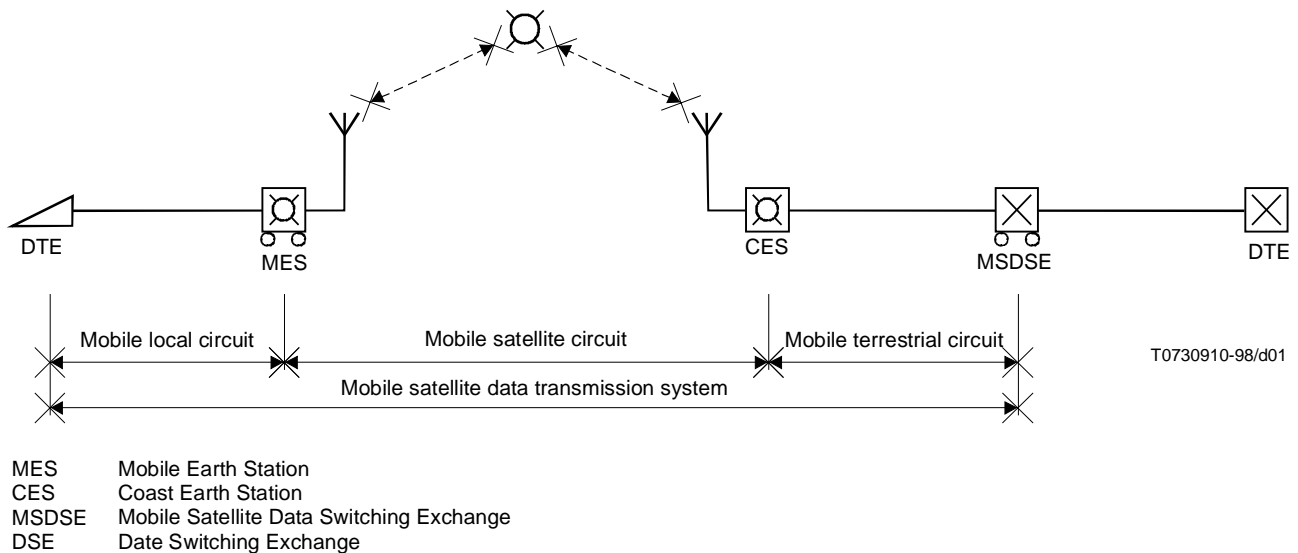


Figure 1/X.350 – Composition of the maritime satellite data transmission system

base earth station is defined in Article 1, § 4.11A of the Radio Regulations, as modified by MOB-WARC 1987.

1.7 mobile satellite data switching exchange (MSDSE) is the functional interface between the *public maritime satellite data transmission system* and a public data network.

The MSDSE provides the following functions:

- interworking between the signalling systems used in the *public mobile satellite data transmission system* and the PDN;
- routing and call control for calls to and from mobile stations;
- charging.

1.8 network coordination station is a station in the public mobile satellite system with the capability to coordinate, supervise and monitor the assignment and utilization of the maritime satellite circuits within a satellite coverage area. The network coordination station is designated and operated by the satellite system operator.

NOTE – The rest of this Recommendation applies to public maritime satellite data transmission systems. Its applicability for public aeronautical and land mobile satellite systems is for further study.

2 Choice of interface between a mobile DTE and the MSDSE

2.1 For data signalling rates at and above 600 bit/s, two types of terminal mode of operation are defined (Recommendation X.1):

- i) terminals operating in the synchronous mode for user classes of service 3 through 7 interfacing circuit switched PDNs using the interfaces defined in Recommendations X.21, X.21 *bis* and X.22;
- ii) terminals operating in the packet mode for user classes of service 8 through 12 interfacing packet switched PDNs using the interface defined in Recommendation X.25.

2.2 Operation in the packet mode has several advantages as compared to operation in the synchronous mode:

- i) operation in the packet mode permits the interconnection of DTEs operating in different user classes of service;
- ii) the interface comprises layers 1, 2 and 3 of the Open System Interconnection (OSI) protocol so that the higher layers may be built directly on top of the interface defined in Recommendation X.25;

iii) the link level protocol (level 2) provides link-by-link error protection using ARQ techniques.

NOTE – This error protection is additional to and independent of any forward error correction applied as part of level 1.

iv) the provision of PADs will also interconnect a mobile packet mode DTE with data subscribers of the public switched telephone network and with subscribers of circuit switched PDNs; the PAD may also be used for interconnection with leased lines;

v) it would be possible to operate with different data rates in the two directions of transmission over the satellite link.


2.3 Based on the above considerations, it is concluded that access to PDNs from the public maritime satellite systems should be provided for the packet mode of operation.

Interconnection with circuit switched PDNs may be offered on an optional basis.

2.4 The procedures for interworking between packet switched data networks and the maritime satellite data transmission system are given in Recommendation X.352.

3 International data number for a mobile DTE

The format of the international data number for a DTE on the public mobile-satellite system (Inmarsat), is defined in Recommendation X.121, and is composed as follows:



NOTE – Global Public Data Networks (including public mobile-satellite systems) may be allocated a Global DNIC as defined in Recommendation X.121 (1996).

4 Data transmission prefixes


Prefixes to be used at the mobile DTE for calling a DTE of a PDN or a special termination located at the public maritime Mobile Satellite Data Switching Exchange (MSDSE) or in a PDN are given in Annex A.

5 Transfer of address signal between the MSDSE and a mobile DTE

5.1 Calls originating in a PDN

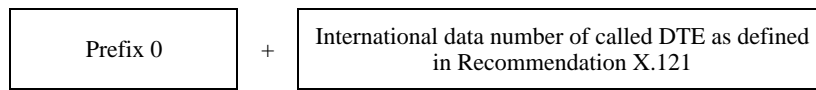
5.1.1 For an incoming call to a mobile DTE, the part of the called DTE address which includes the DNIC and the Inmarsat mobile number need not be transferred across the DCE/DTE interface since the coast earth station identifies the called mobile earth stations by procedures on the radio path. If present, the optional digit identifying a specific mobile DTE must be transferred transparently to the mobile earth station. [See also 2.3/X.352, item ii).]

5.1.2 The calling DTE address transferred across the DCE/DTE interface should have the following format:



5.2 Calls originating at a mobile earth station

5.2.1 For a calling mobile DTE, the called DTE address transferred across the DTE/DCE interface must have the following format irrespective of the location of the called DTE:

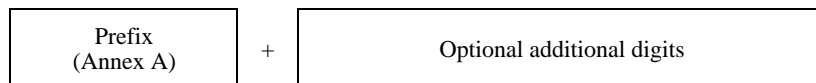


5.2.2 The calling DTE address consisting of the mobile Inmarsat number optionally followed by the digit identifying the particular mobile DTE should be transferred across the DTE/DCE interface [see also 2.4/X.352, item i)].

NOTE – As required by Recommendation X.300, the calling DTE address, if present, should be checked by the MSDSE before the call request packet is transmitted into a PDN. The DNIC of the ocean area in which the calling mobile earth station is located should be inserted by the MSDSE. If the calling DTE address is not present, it should be inserted by the MSDSE. The inserted address should consist of the DNIC followed by the mobile earth station number.

5.3 Calls to special terminations

For a mobile DTE calling a special termination defined by one of the prefixes (other than 0) given in Annex A, the called DTE address transferred across the DTE/DCE interface must have the following format:



5.4 Sub-addressing

The use of the shared address method for identifying a specific mobile DTE is given in clause 3 above.

For identifying a specific mobile DTE by using the extended address method in the facility field, see Recommendation X.25.

6 User services and facilities

6.1 User services and facilities should be offered in accordance with Recommendation X.2.

6.2 The realization of user facilities is given in Recommendation X.300.

6.3 The default values for facilities and parameters may be independently fixed for each MSDSE.

Methods for negotiation of facilities and parameters on a per call basis are for further study.

See also Recommendation X.32.

7 Routing

The general principles for routing between PDNs are given in Recommendation X.110. Special routing requirements related to the mobile satellite service are given in Recommendation X.353.

8 Call progress signals and diagnostic codes

8.1 A subscriber of a PDN calling a mobile DTE may receive call progress signals and diagnostic codes in accordance with Recommendation X.96 and Annex E/X.25, respectively. If the call progress signal (and diagnostic code) is returned from the MSDSE in case of unsuccessful call set-up of the mobile satellite circuit, Recommendation X.352 gives more precise information about the cause.

8.2 Call progress signals and diagnostic codes received at the mobile DTE as part of a clear indication packet will also be in accordance with Recommendation X.96 and Annex E/X.25, respectively. Moreover, Recommendation X.352 suggests call progress signals to be returned to the mobile DTE for unsuccessful call set-up of the maritime satellite circuit.

9 Closed user groups

9.1 In accordance with Recommendation X.2, the closed user group is considered as an essential user facility and should therefore also be made available for ships.

9.2 Because mobile earth stations may set up and receive data calls through any MSDSE, a mobile earth station being part of a closed user group should be known as such on all MSDSEs in the mobile satellite service.

9.3 The principles and procedures for realizing closed user groups are given in Recommendation X.300.

9.4 Administrative arrangements for closed user groups are given in Recommendation X.180. See also Recommendation F.122 regarding administrative arrangements for including mobile earth stations in closed user groups.

10 Interface to PADs

10.1 A packet mode mobile DTE should access PADs on a PDN using the procedures defined in Recommendation X.29.

10.2 The procedures for a mobile DTE operating in the start-stop mode accessing a PAD should be in accordance with Recommendation X.351.

11 Transfer of C and I lead information

When required, the mobile satellite circuit should include provisions for transferring the C and I leads (Recommendation X.21) between the mobile DTE/mobile earth station interface and the coast earth station/MSDSE interface. If an envelope structure is used for this purpose, it must be ensured that non-standard envelopes are not passed into the PDN.

12 Handling of group calls (broadcast service)

12.1 The international public maritime mobile satellite system provides for a communication service (maritime group calls) where a calling DTE of a PDN may forward messages simultaneously to a given group of ships. There will be no return link from the ships (i.e. a simplex service) so that no acknowledgement will be given as to whether a given ship in the called group has received the message.

These maritime group calls are identified by the following international data number (see Recommendation E.215/F.125):

DNIC	Inmarsat mobile number for group calls
111S	0 X ₂ X ₃ X ₈

where the first digit of the mobile earth station number has the fixed value 0. The remaining digits of the Inmarsat mobile number determine which group of ships is being addressed.

Group calls in other public mobile satellite systems are also defined in Recommendation E.215.

12.2 If maritime group calls are required through a PDN, the calls should be forwarded through a Message Handling System (MHS) at the MSDSE. The procedures to be used between a DTE of a PDN and the MHS should be in accordance with rules defined by the ITU-T.

The MHS (or the MSDSE) must make sure that the calling DTE is authorized for maritime group calls, e.g. by use of the calling line identification facility or the closed user group facility. Calls from non-authorized DTEs must be barred.

12.3 Calls with a group address (other than those forwarded by the MHS) must be barred by the MSDSE or the coast earth station.

Annex A

Allocation of telephone prefixes, telex access codes and data transmission prefixes

A.1 Administrations should make the application for the allocation of new prefixes and access codes to the ITU-T Secretariat. The application should contain a definition for the service, termination or facility to be accessed.

The ITU-T Secretariat would be responsible for coordinating the allocation of new prefixes and access codes with the competent Study Groups. The allocation of new prefixes and access codes should be done in such a way as to ensure that equivalent services carried by means of telephone, telex or data circuits are given the same prefix.

The prefixes and access codes to be used for automatic calling should be as follows:

Telephone: For international calls, the prefix should be 00 followed by the international telephone number of the called subscriber. As an option for national calls, the prefix 0 followed by the national (significant) number of the called subscriber could be used.

NOTE – In the maritime satellite service only the international format is preferred.

Telex: For international calls, the access code should be 00 followed by the international telex number of the called subscriber. As an option for national calls, the access code 0 followed by the national telex number of the called subscriber could be used.

NOTE – In the maritime satellite service, only the international format is preferred.

Data transmission: For data calls through a public data network, the format should always consist of the prefix 0 followed by the international data number of the called subscriber (see 5.2.1/X.350).

A.2 Table A.1 contains a list of prefixes and access codes allocated so far for access to special destinations, services or facilities.

A.3 The facilities are defined in Annex B/E.216.

**Table A.1/X.350 – Allocation of telephone prefixes, telex access codes
and data transmission prefixes (Note 1)**

Category	Prefix or access code		Applications (Notes 2 and 3)	Telephone	Telex	Data
	Digit 1	Digit 2				
Operator	1	0	Spare	–	–	–
	1	1	International outgoing operator	A	A	NA
	1	2	International information service	A	A	FS
	1	3	National operator	A	A	NA
	1	4	National information service	A	A	FS
	1	5	Radiotelegram service	FS	A	NA
	1	6	Spare	–	–	–
	1	7	Booking of telephone calls (Note 4)	A	A	NA
	1	8	Spare	–	–	–
	1	9	Spare	–	–	–
Automatic facilities	2	0	Access to maritime PAD (Note 5)	A	NA	NA
	2	1	Store-and-forward (international)	NA	A	NA
	2	2	Store-and-forward (national)	NA	A	NA
	2	3	Abbreviated dialling (short code selection)	A	A	NA
	2	4	Telex letter service	NA	A	NA
	2	5	Access to PSPDN	(Note 8)	NA	(Note 8)
	2	6	}	–	–	–
	2	7		–	–	–
	2	8		–	–	–
2	9	–		–	–	
		Spare				
Specialized assistance (Note 6)	3	0	Spare	–	–	–
	3	1	Maritime enquiries	A	A	A
	3	2	Medical advice	A	A	A
	3	3	Technical assistance	A	A	A
	3	4	Person-to-person call	A	NA	NA
	3	5	Collect calls	A	NA	NA
	3	6	Credit card calls	A	A	NA
	3	7	Time and charges requested at end of call	A	A	NA
	3	8	Medical assistance	A	A	A
3	9	Maritime assistance	A	A	A	
Ship Reporting	4	0	Spare	–	–	–
	4	1	Meteorological reports	A	A	A
	4	2	Navigational hazards and warnings	A	A	A
	4	3	Ship position reports	A	A	A
	4	4	}	–	–	–
	4	5		–	–	–
	4	6		–	–	–
	4	7		–	–	–
	4	8		–	–	–
4	9	–	–	–		
		Spare				

**Table A.1/X.350 – Allocation of telephone prefixes, telex access codes
and data transmission prefixes (Note 1) (end)**

Category	Prefix or access code		Applications (Notes 2 and 3)	Telephone	Telex	Data
	Digit 1	Digit 2				
Information retrieval	5	0	Spare	–	–	–
	5	1	Meteorological forecasts	FS	FS	FS
	5	2	Navigational warnings	FS	FS	FS
	5	3	Videotex (international)	FS	NA	FS
	5	4	Videotex (national)	FS	NA	FS
	5	5	News (international)	FS	FS	FS
	5	6	News (national)	FS	FS	FS
	5	7	} Spare	–	–	–
	5	8		–	–	–
	5	9		–	–	–
Specialized use (Note 7)	6		Administration specialized use, e.g. leased lines	A	A	FS
	7		Spare	–	–	–
	8		Spare	–	–	–
Test	9	0	Spare	–	–	–
	9	1	Automatic test line	A	A	FS
	9	2	Commissioning tests	A	A	A
	9	3	Spare	–	–	–
	9	4	Spare	–	–	–
	9	5	Operational coordination	A	A	A
	9	6	} Spare	–	–	–
	9	7		–	–	–
	9	8		–	–	–
	9	9	–	–	–	

NOTE 1 – The same table is contained in Recommendations E.216, F.126 and X.350

NOTE 2 – The entries in the columns under Telephone, Telex and Data have the following meanings:

A Applicable for access by this service
 NA Not applicable for access by this service
 FS For further study.

NOTE 3 – The prefix or access code may be followed by an optional telephone country code, data country code (or data network identification code) or telex destination code, or other optional digits.

NOTE 4 – Via some coast earth stations it would be possible to book telephone calls using the telex service.

NOTE 5 – PAD = Packet Assembly/Disassembly facility. The prefix 20 should be followed by two digits indicating the required data rate (see Recommendation X.351).

NOTE 6 – The prefixes 34, 35, 36 and 37 may be followed by the international number of the called subscriber.

NOTE 7 – Digits following digit 6 will be allocated on a national basis.

NOTE 8 – The prefix is used for access to MSDSEs (see Recommendation X.350) for virtual call data services (Recommendation X.25) by means of telephone circuits in the Inmarsat system.

ITU-T RECOMMENDATIONS SERIES

Series A	Organization of the work of the ITU-T
Series B	Means of expression: definitions, symbols, classification
Series C	General telecommunication statistics
Series D	General tariff principles
Series E	Overall network operation, telephone service, service operation and human factors
Series F	Non-telephone telecommunication services
Series G	Transmission systems and media, digital systems and networks
Series H	Audiovisual and multimedia systems
Series I	Integrated services digital network
Series J	Transmission of television, sound programme and other multimedia signals
Series K	Protection against interference
Series L	Construction, installation and protection of cables and other elements of outside plant
Series M	TMN and network maintenance: international transmission systems, telephone circuits, telegraphy, facsimile and leased circuits
Series N	Maintenance: international sound programme and television transmission circuits
Series O	Specifications of measuring equipment
Series P	Telephone transmission quality, telephone installations, local line networks
Series Q	Switching and signalling
Series R	Telegraph transmission
Series S	Telegraph services terminal equipment
Series T	Terminals for telematic services
Series U	Telegraph switching
Series V	Data communication over the telephone network
Series X	Data networks and open system communication
Series Z	Programming languages