



INTERNATIONAL TELECOMMUNICATION UNION

ITU-T

TELECOMMUNICATION
STANDARDIZATION SECTOR
OF ITU

T.4

Corrigendum 1
(06/98)

SERIES T: TERMINALS FOR TELEMATIC SERVICES

Standardization of Group 3 facsimile terminals for
document transmission

Corrigendum 1

ITU-T Recommendation T.4 – Corrigendum 1

(Previously CCITT Recommendation)

ITU-T T-SERIES RECOMMENDATIONS
TERMINALS FOR TELEMATIC SERVICES

For further details, please refer to ITU-T List of Recommendations.

ITU-T RECOMMENDATION T.4

STANDARDIZATION OF GROUP 3 FACSIMILE TERMINALS FOR DOCUMENT TRANSMISSION

CORRIGENDUM 1

Source

Corrigendum 1 to ITU-T Recommendation T.4, was prepared by ITU-T Study Group 8 (1997-2000) and was approved under the WTSC Resolution No. 1 procedure on the 18th of June 1998.

FOREWORD

ITU (International Telecommunication Union) is the United Nations Specialized Agency in the field of telecommunications. The ITU Telecommunication Standardization Sector (ITU-T) is a permanent organ of the ITU. The ITU-T is responsible for studying technical, operating and tariff questions and issuing Recommendations on them with a view to standardizing telecommunications on a worldwide basis.

The World Telecommunication Standardization Conference (WTSC), which meets every four years, establishes the topics for study by the ITU-T Study Groups which, in their turn, produce Recommendations on these topics.

The approval of Recommendations by the Members of the ITU-T is covered by the procedure laid down in WTSC Resolution No. 1.

In some areas of information technology which fall within ITU-T's purview, the necessary standards are prepared on a collaborative basis with ISO and IEC.

NOTE

In this Recommendation, the expression "Administration" is used for conciseness to indicate both a telecommunication administration and a recognized operating agency.

INTELLECTUAL PROPERTY RIGHTS

The ITU draws attention to the possibility that the practice or implementation of this Recommendation may involve the use of a claimed Intellectual Property Right. The ITU takes no position concerning the evidence, validity or applicability of claimed Intellectual Property Rights, whether asserted by ITU members or others outside of the Recommendation development process.

As of the date of approval of this Recommendation, the ITU had not received notice of intellectual property, protected by patents, which may be required to implement this Recommendation. However, implementors are cautioned that this may not represent the latest information and are therefore strongly urged to consult the TSB patent database.

© ITU 1998

All rights reserved. No part of this publication may be reproduced or utilized in any form or by any means, electronic or mechanical, including photocopying and microfilm, without permission in writing from the ITU.

CONTENTS

	<i>Page</i>
1) Figure A.1/T.4 (1996).....	1
2) Figure A.2/T.4 (1996).....	2
3) Figure B.1/T.4 (1996).....	3
4) Figure C.1/T.4 (1996).....	4
5) Subclause C.9/T.4 (1996)	4
6) Subclause E.6.2.1/T.4(1996)	5

Recommendation T.4

**STANDARDIZATION OF GROUP 3 FACSIMILE TERMINALS
FOR DOCUMENT TRANSMISSION**

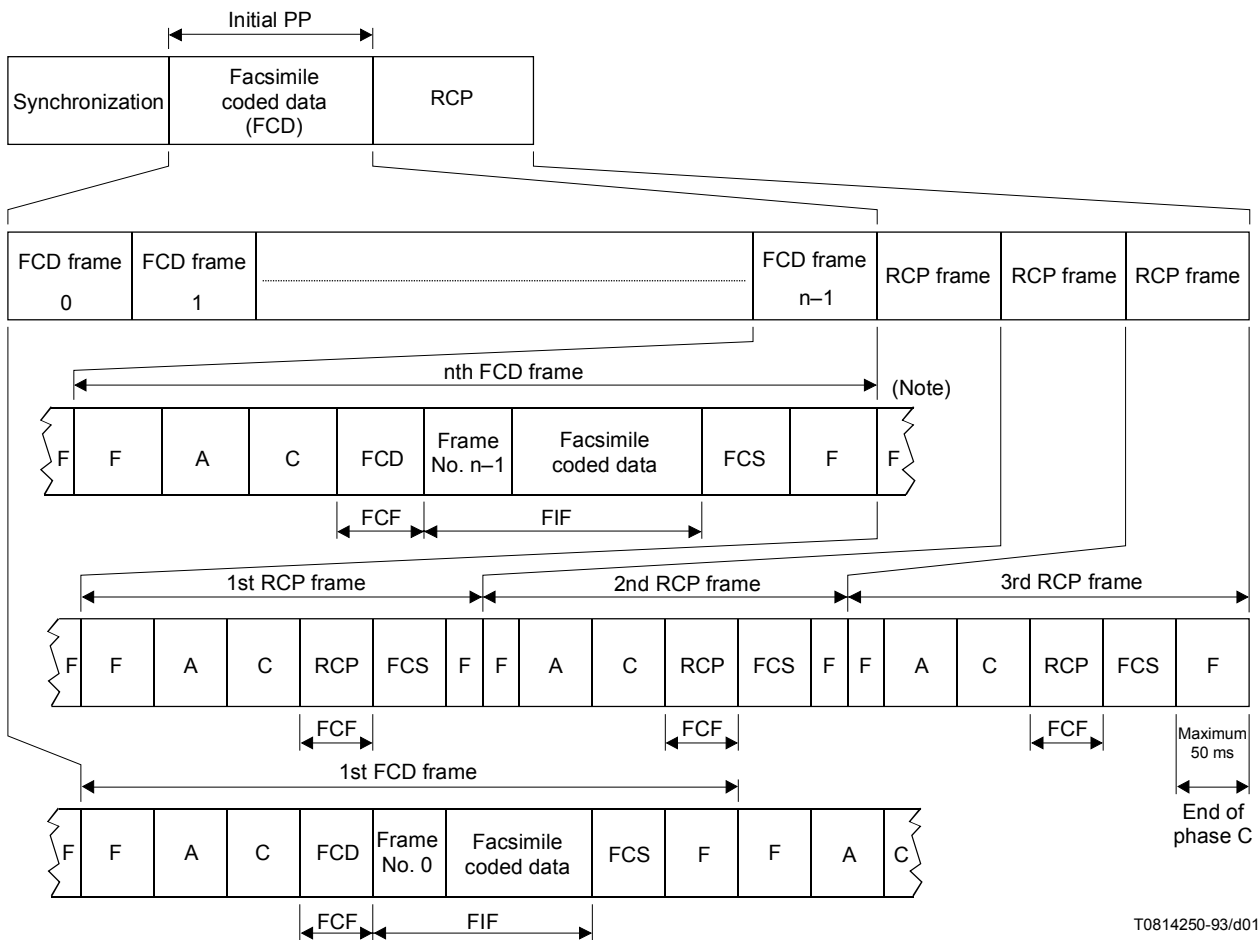
CORRIGENDUM 1

(Geneva, 1998)

1) Figure A.1/T.4 (1996)

The final FCD frame number "n" in Figure A.1/T.4 should be amended as "n-1".

Replace the figure as follows:



T0814250-93/d01

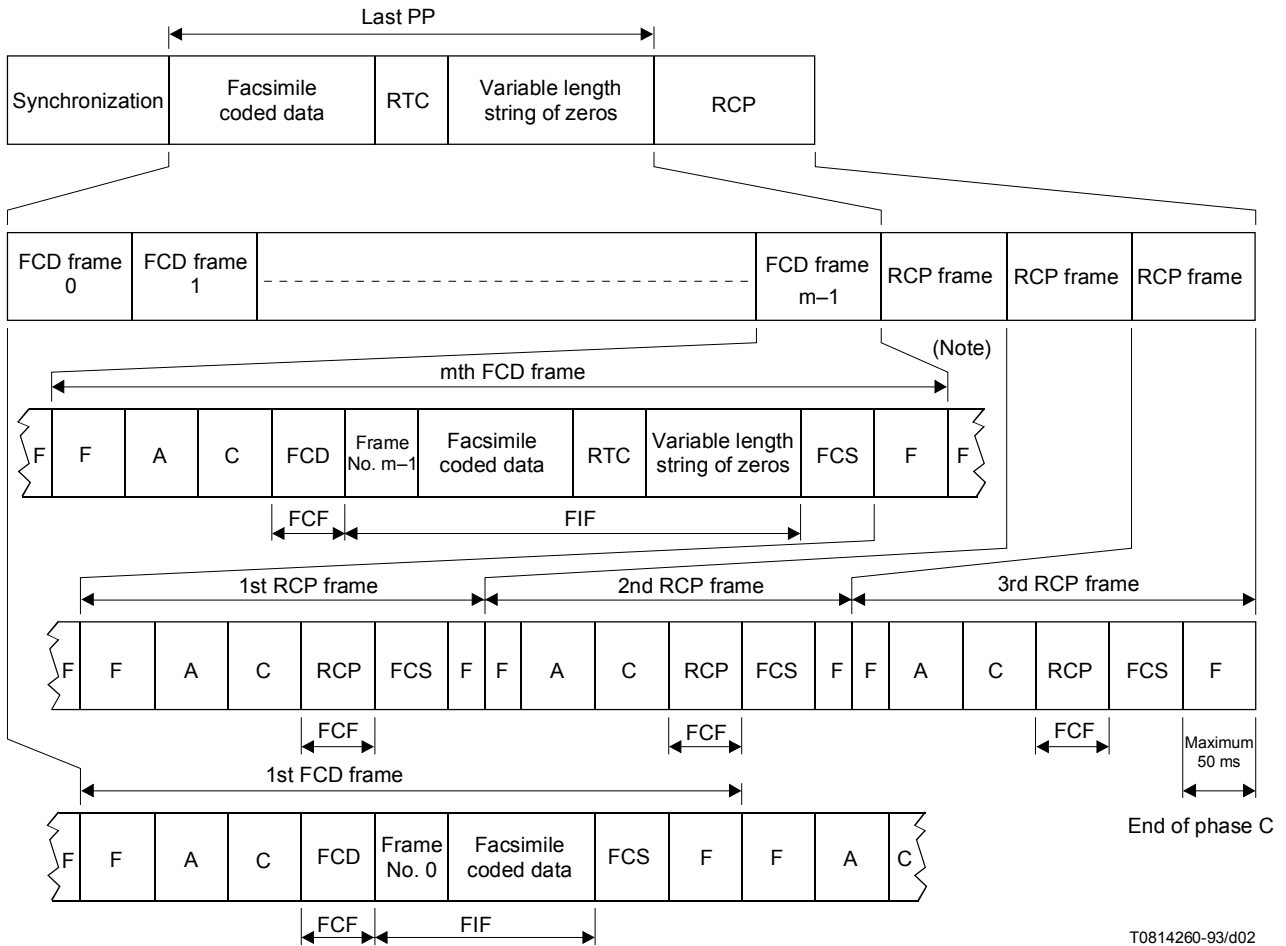
NOTE – See A.3.2

Figure A.1/T.4 – Initial Partial Page (PP) frame structure

2) **Figure A.2/T.4 (1996)**

The final FCD frame number "m" in Figure A.2/T.4 should be amended as "m-1".

Replace the figure as follows:



T0814260-93/d02

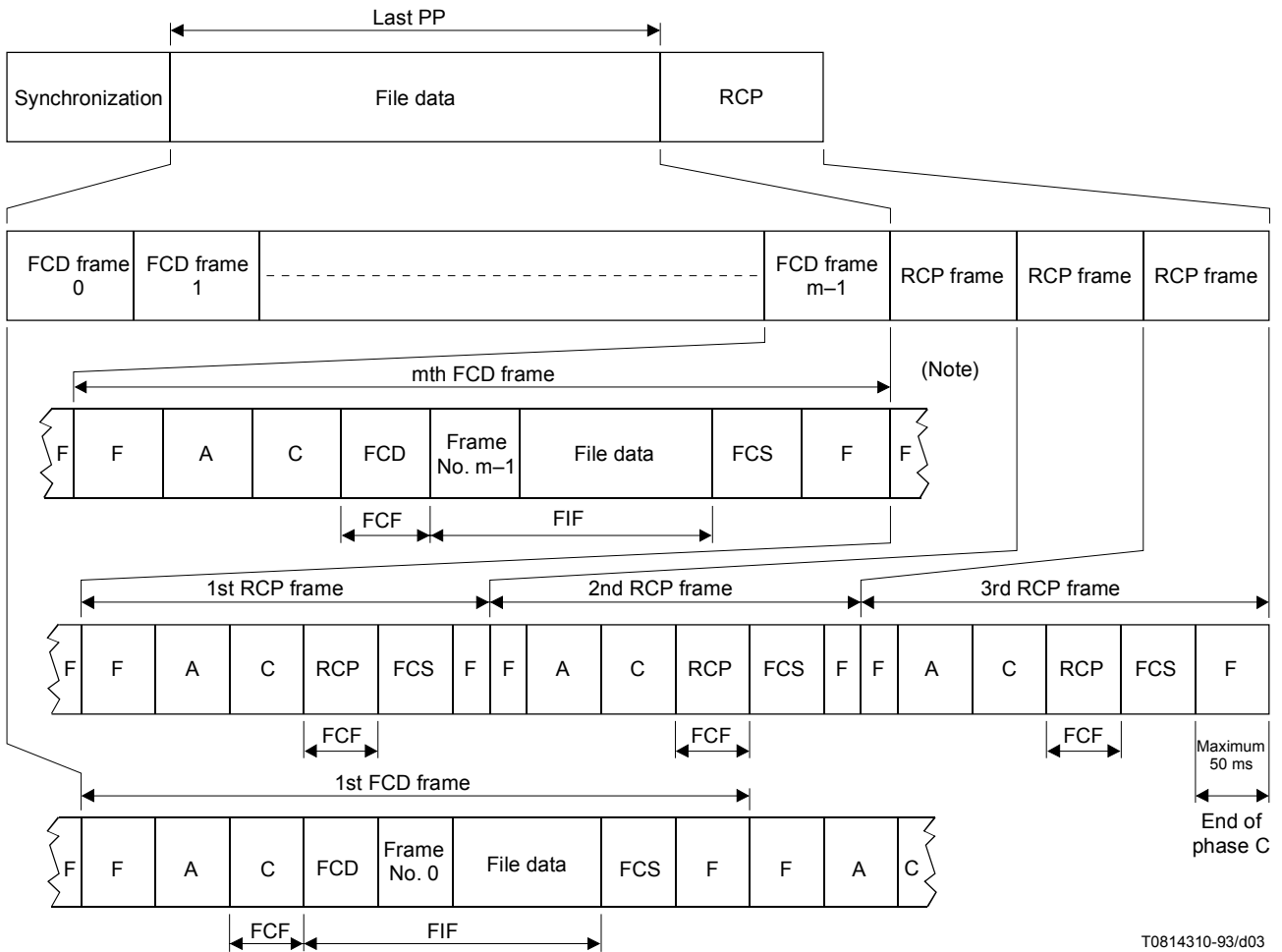
NOTE – See A.3.2.

Figure A.2/T.4 – Last Partial Page (PP) frame structure

3) **Figure B.1/T.4 (1996)**

The final FCD frame number "m" in Figure B.1/T.4 should be amended as "m-1".

Replace the figure as follows:



T0814310-93/d03

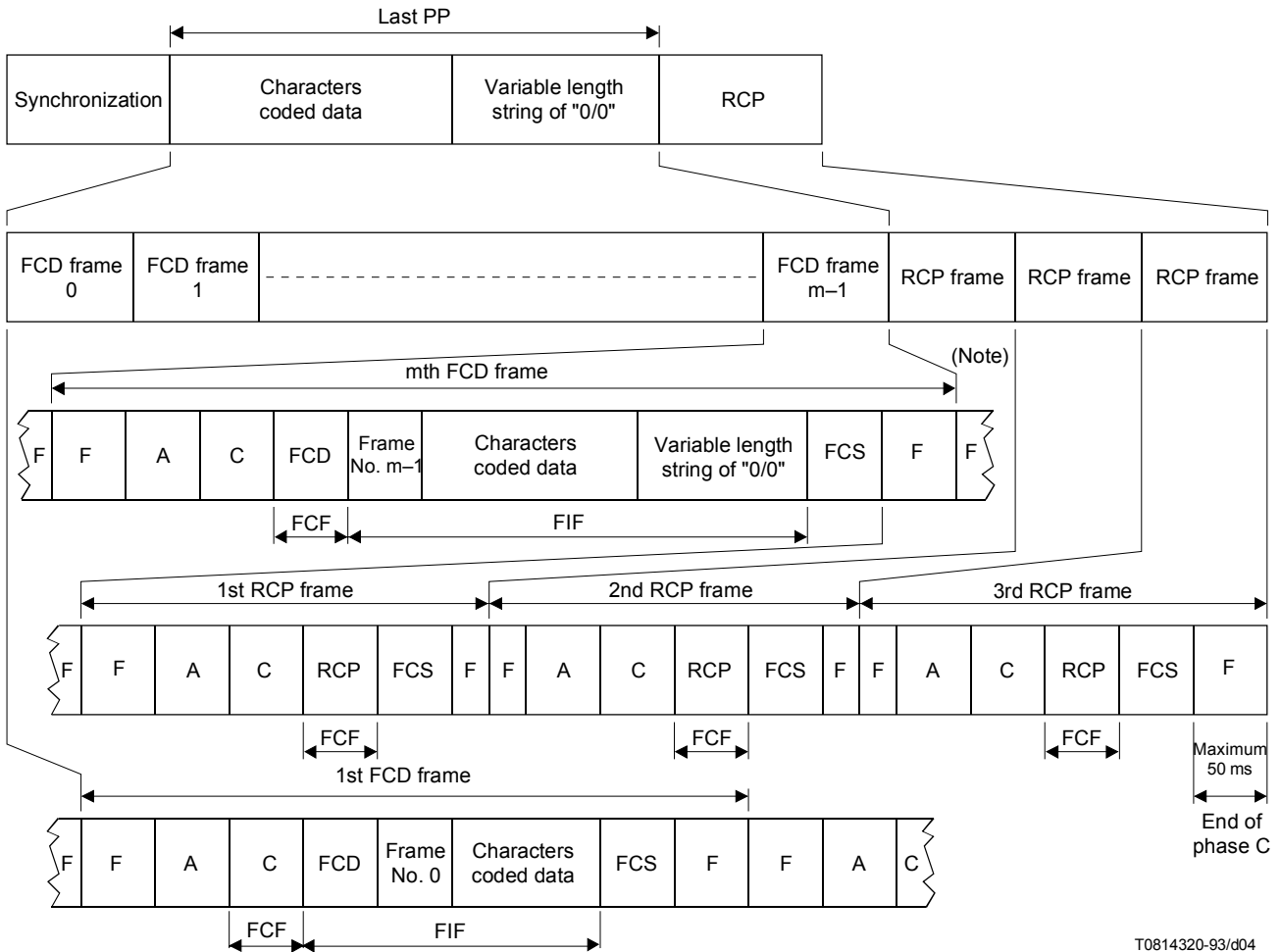
NOTE – See A.3.2.

Figure B.1/T.4 – Last block frame structure

4) Figure C.1/T.4 (1996)

The final FCD frame number "m" in Figure C.1/T.4 should be amended as "m-1".

Replace the figure as follows:



T0814320-93/d04

NOTE – See A.3.2.

Figure C.1/T.4 – Last block frame structure

5) Subclause C.9/T.4 (1996)

"/mm" in the third paragraph of subclause C.9 should be amended as "(at 3.85 lines/mm)".

Replace subclause C.9 as follows:

C.9 Imaging process

The displaying of the coded characters is assumed to be from left to right.

The position of the first character line on the facsimile page is the 105th pel on the 131st scanning line (at 3.85 lines/mm).

The size of the character box is 20 pels wide by 16 lines (at 3.85 lines/mm) high and concatenated across the page. Since no gap is provided between the boxes, implementations should ensure that when the characters are displayed, there is a separation between the characters.

6) Subclause E.6.2.1/T.4(1996)

"-" in the third and fifth items of subclause E.6.2.1 should be amended as ",".

"table 0 (chrominance)" in the 20th item of subclause E.6.2.1 should be amended as "table 1 (chrominance)".

Replace the above-mentioned items as follows:

E.6.2.1 Example of JPEG data structure for a 4:1:1 subsampled colour image

SOI	(start of image marker)
APP1, Lp	(application marker one, marker segment length)
Api	(application data octets: "G3FAX", X'00', X'07CA'(version), X'00C8'(200 dpi))
APP1, Lp	(application marker one, marker segment length)
Api	(application data octets: "G3FAX", X'01' [(gamut range option), X'0000', X'0064', X'0080', X'00AA', X'0060', X'00C8' (gamut range values)])
(COM, Lc, Cmi)	(comment marker, marker segment length, comment octets)
DHT, Lh	(define Huffman table marker, Huffman table length definition)
Tc, Th	(table class Tc = 0 for DC, destination identifier Th = 0 for L*)
Li, Vij	(number of codes for each of the 16 allowed code lengths, code values)
Tc, Th	(table class Tc = 1 for AC, destination identifier Th = 0 for L*)
Li, Vij	(number of codes for each of the 16 allowed code lengths, code values)
Tc, Th	(table class Tc = 0 for DC, destination identifier Th = 1 for a*, b*)
Li, Vij	(number of codes for each of the 16 allowed code lengths, code values)
Tc, Th	(table class Tc = 1 for AC, destination identifier Th = 1 for a*, b*)
Li, Vij	(number of codes for each of the 16 allowed lengths, code values)
DQT, Lq	(define quantisation table marker, quantisation table length definition)
Pq, Tq	(element precision Pq = 0 for 8-bit, destination identifier Tq = 0 for lightness)
Qk	(64 quantisation table elements for quantisation table 0 (lightness))
Pq, Tq	(element precision Pq = 0 for 8-bit, destination identifier Tq = 1 for chrominance)
Qk	(64 quantisation table elements for quantisation table 1 (chrominance))

ITU-T RECOMMENDATIONS SERIES

Series A	Organization of the work of the ITU-T
Series B	Means of expression: definitions, symbols, classification
Series C	General telecommunication statistics
Series D	General tariff principles
Series E	Overall network operation, telephone service, service operation and human factors
Series F	Non-telephone telecommunication services
Series G	Transmission systems and media, digital systems and networks
Series H	Audiovisual and multimedia systems
Series I	Integrated services digital network
Series J	Transmission of television, sound programme and other multimedia signals
Series K	Protection against interference
Series L	Construction, installation and protection of cables and other elements of outside plant
Series M	TMN and network maintenance: international transmission systems, telephone circuits, telegraphy, facsimile and leased circuits
Series N	Maintenance: international sound programme and television transmission circuits
Series O	Specifications of measuring equipment
Series P	Telephone transmission quality, telephone installations, local line networks
Series Q	Switching and signalling
Series R	Telegraph transmission
Series S	Telegraph services terminal equipment
Series T	Terminals for telematic services
Series U	Telegraph switching
Series V	Data communication over the telephone network
Series X	Data networks and open system communications
Series Y	Global information infrastructure
Series Z	Programming languages