

**IEEE Standard for
Local and metropolitan area networks—**

Media Access Control (MAC) Bridges and Virtual Bridged Local Area Networks—

Amendment 18: Enhanced Transmission Selection for Bandwidth Sharing Between Traffic Classes

IEEE Computer Society

Sponsored by the
LAN/MAN Standards Committee

IEEE
3 Park Avenue
New York, NY 10016-5997
USA

30 September 2011

IEEE Std 802.1Qaz™-2011
(Amendment to
IEEE Std 802.1Q™-2011
as amended by IEEE 802.1Qbe™-2011,
IEEE Std 802.1Qbc™-2011, and IEEE Std 802.1Qbb™-2011)

IEEE Std 802.1Qaz™-2011
(Amendment to
IEEE Std 802.1Q™-2011
as amended by IEEE Std 802.1Qbe™-2011,
IEEE Std 802.1Qbc™-2011, and IEEE Std 802.1Qbb™-2011)

**IEEE Standard for
Local and metropolitan area networks—**

**Media Access Control (MAC) Bridges and
Virtual Bridged Local Area Networks—**

**Amendment 18: Enhanced Transmission Selection
for Bandwidth Sharing Between Traffic Classes**

Sponsor

**LAN/MAN Standards Committee
of the
IEEE Computer Society**

Approved 16 June 2011

IEEE-SA Standards Board

Abstract: This amendment to IEEE Std 802.1Q-2011 defines enhancements to transmission selection to support allocation of bandwidth amongst traffic classes, plus a protocol for controlling the application of Data Center Bridging features.

Keywords: Bridged Local Area Networks, Data Center Bridging, Enhanced Transmission Selection, IEEE 802.1Qaz, LANs, local area networks, MAC Bridges, Virtual Bridged Local Area Networks, virtual LANs

The Institute of Electrical and Electronics Engineers, Inc.
3 Park Avenue, New York, NY 10016-5997, USA
Copyright © 2011 by the Institute of Electrical and Electronics Engineers, Inc.
All rights reserved. Published 30 September 2011. Printed in the United States of America.

IEEE and 802 are registered trademarks in the U.S. Patent & Trademark Office, owned by The Institute of Electrical and Electronics Engineers, Incorporated.

PDF: ISBN 978-0-7381-6655-1 STD97112
Print: ISBN 978-0-7381-6656-8 STDPD97112

IEEE prohibits discrimination, harassment and bullying. For more information, visit <http://www.ieee.org/web/aboutus/whatis/policies/p9-26.html>. No part of this publication may be reproduced in any form, in an electronic retrieval system or otherwise, without the prior written permission of the publisher.

IEEE Standards documents are developed within the IEEE Societies and the Standards Coordinating Committees of the IEEE Standards Association (IEEE-SA) Standards Board. The IEEE develops its standards through a consensus development process, approved by the American National Standards Institute, which brings together volunteers representing varied viewpoints and interests to achieve the final product. Volunteers are not necessarily members of the Institute and serve without compensation. While the IEEE administers the process and establishes rules to promote fairness in the consensus development process, the IEEE does not independently evaluate, test, or verify the accuracy of any of the information contained in its standards.

Use of an IEEE Standard is wholly voluntary. The IEEE disclaims liability for any personal injury, property or other damage, of any nature whatsoever, whether special, indirect, consequential, or compensatory, directly or indirectly resulting from the publication, use of, or reliance upon this, or any other IEEE Standard document.

The IEEE does not warrant or represent the accuracy or content of the material contained herein, and expressly disclaims any express or implied warranty, including any implied warranty of merchantability or fitness for a specific purpose, or that the use of the material contained herein is free from patent infringement. IEEE Standards documents are supplied **“AS IS.”**

The existence of an IEEE Standard does not imply that there are no other ways to produce, test, measure, purchase, market, or provide other goods and services related to the scope of the IEEE Standard. Furthermore, the viewpoint expressed at the time a standard is approved and issued is subject to change brought about through developments in the state of the art and comments received from users of the standard. Every IEEE Standard is subjected to review at least every five years for revision or reaffirmation, or every ten years for stabilization. When a document is more than five years old and has not been reaffirmed, or more than ten years old and has not been stabilized, it is reasonable to conclude that its contents, although still of some value, do not wholly reflect the present state of the art. Users are cautioned to check to determine that they have the latest edition of any IEEE Standard.

In publishing and making this document available, the IEEE is not suggesting or rendering professional or other services for, or on behalf of, any person or entity. Nor is the IEEE undertaking to perform any duty owed by any other person or entity to another. Any person utilizing this, and any other IEEE Standards document, should rely upon his or her independent judgment in the exercise of reasonable care in any given circumstances or, as appropriate, seek the advice of a competent professional in determining the appropriateness of a given IEEE standard.

Interpretations: Occasionally questions may arise regarding the meaning of portions of standards as they relate to specific applications. When the need for interpretations is brought to the attention of IEEE, the Institute will initiate action to prepare appropriate responses. Since IEEE Standards represent a consensus of concerned interests, it is important to ensure that any interpretation has also received the concurrence of a balance of interests. For this reason, IEEE and the members of its societies and Standards Coordinating Committees are not able to provide an instant response to interpretation requests except in those cases where the matter has previously received formal consideration. A statement, written or oral, that is not processed in accordance with the IEEE-SA Standards Board Operations Manual shall not be considered the official position of IEEE or any of its committees and shall not be considered to be, nor be relied upon as, a formal interpretation of the IEEE. At lectures, symposia, seminars, or educational courses, an individual presenting information on IEEE standards shall make it clear that his or her views should be considered the personal views of that individual rather than the formal position, explanation, or interpretation of the IEEE.

Comments for revision of IEEE Standards are welcome from any interested party, regardless of membership affiliation with IEEE. Suggestions for changes in documents should be in the form of a proposed change of text, together with appropriate supporting comments. Recommendations to change the status of a stabilized standard should include a rationale as to why a revision or withdrawal is required. Comments on standards and requests for interpretations should be addressed to:

Secretary, IEEE-SA Standards Board
445 Hoes Lane
Piscataway, NJ 08854-4141
USA

Authorization to photocopy portions of any individual standard for internal or personal use is granted by the Institute of Electrical and Electronics Engineers, Inc., provided that the appropriate fee is paid to Copyright Clearance Center. To arrange for payment of licensing fee, please contact Copyright Clearance Center, Customer Service, 222 Rosewood Drive, Danvers, MA 01923 USA; (978) 750-8400. Permission to photocopy portions of any individual standard for educational classroom use can also be obtained through the Copyright Clearance Center.

Introduction

This introduction is not part of IEEE Std 802.1Qaz-2011, IEEE Standard for Local and metropolitan area networks—Media Access Control (MAC) Bridges and Virtual Bridged Local Area Networks—Amendment 18: Enhanced Transmission Selection for Bandwidth Sharing Between Traffic Classes.

This amendment to IEEE Std 802.1Q-2011 provides enhanced transmission selection capabilities useful to Data Center Bridging Local Area Networks to support bandwidth allocation between different types of application data on a converged link.

This standard contains state-of-the-art material. The area covered by this standard is undergoing evolution. Revisions are anticipated within the next few years to clarify existing material, to correct possible errors, and to incorporate new related material. Information on the current revision state of this and other IEEE 802[®] standards may be obtained from

Secretary, IEEE-SA Standards Board
445 Hoes Lane
Piscataway, NJ 08854-4141
USA

Notice to users

Laws and regulations

Users of these documents should consult all applicable laws and regulations. Compliance with the provisions of this standard does not imply compliance to any applicable regulatory requirements. Implementers of the standard are responsible for observing or referring to the applicable regulatory requirements. IEEE does not, by the publication of its standards, intend to urge action that is not in compliance with applicable laws, and these documents may not be construed as doing so.

Copyrights

This document is copyrighted by the IEEE. It is made available for a wide variety of both public and private uses. These include both use, by reference, in laws and regulations, and use in private self-regulation, standardization, and the promotion of engineering practices and methods. By making this document available for use and adoption by public authorities and private users, the IEEE does not waive any rights in copyright to this document.

Updating of IEEE documents

Users of IEEE standards should be aware that these documents may be superseded at any time by the issuance of new editions or may be amended from time to time through the issuance of amendments, corrigenda, or errata. An official IEEE document at any point in time consists of the current edition of the document together with any amendments, corrigenda, or errata then in effect. In order to determine whether a given document is the current edition and whether it has been amended through the issuance of amendments, corrigenda, or errata, visit the IEEE Standards Association website at

<http://ieeexplore.ieee.org/xpl/standards.jsp>, or contact the IEEE at the address listed previously. For more information about the IEEE Standards Association or the IEEE standards development process, visit the IEEE-SA website at <http://standards.ieee.org>.

Errata

Errata, if any, for this and all other standards can be accessed at the following URL: <http://standards.ieee.org/findstds/errata/index.html>. Users are encouraged to check this URL for errata periodically.

Interpretations

Current interpretations can be accessed at the following URL: <http://standards.ieee.org/findstds/interps/index.html>.

Patents

Attention is called to the possibility that implementation of this standard may require use of subject matter covered by patent rights. By publication of this standard, no position is taken with respect to the existence or validity of any patent rights in connection therewith. The IEEE shall not be responsible for identifying patents or patent applications for which a license may be required to implement an IEEE standard or for conducting inquiries into the legal validity or scope of those patents that are brought to its attention. A patent holder or patent applicant has filed a statement of assurance that it will grant licenses under these rights without compensation or under reasonable rates and nondiscriminatory, reasonable terms and conditions to applicants desiring to obtain such licenses. The IEEE makes no representation as to the reasonableness of rates, terms, and conditions of the license agreements offered by patent holders or patent applicants. Further information may be obtained from the IEEE Standards Department.

Participants

At the time this amendment was submitted to the IEEE-SA Standards Board for approval, the IEEE 802.1 Working Group had the following membership:

Anthony Jeffree, *Chair*

Paul Congdon, *Vice Chair*

Craig W. Carlson, *Editor*

Patricia Thaler, *Chair; Data Center Bridging Task Group*

Zehavit Alon
Yafan An
Ting Ao
Peter Ashwood-Smith
Christian Boiger
Paul Bottorff
Rudolf Brandner
Craig Carlson
Claudio DeSanti
Zheming Ding
Donald Eastlake
Janos Farkas
Donald Fedyk
Norman Finn
Ilango Ganga
Geoffrey Garner

Anoop Ghanwani
Eric Gray
Yingjie Gu
Craig Gunther
Hitoshi Hayakawa
Hal Keen
Yongbum Kim
Philippe Klein
Oliver Kleineberg
Michael Krause
Li Li
Jeff Lynch
John Messenger
John Morris
Eric Multanen
David Olsen

Donald Pannell
Glenn Parsons
Joseph Pelissier
Rene Raeber
Karen Randall
Dan Romascanu
Jessy Rouyer
Panagiotis Saltsidis
Michael Seaman
Rakesh Sharma
Kevin B. Stanton
Robert Sultan
Michael Teener
Patricia Thaler
Chait Tumuluri
Maarten Vissers

The following members of the individual balloting committee voted on this amendment. Balloters may have voted for approval, disapproval, or abstention.

Thomas Alexander	Atsushi Ito	Benjamin Rolfe
Richard Alfvin	Raj Jain	Jessy Rouyer
Mark Anderson	Anthony Jeffree	Randall Safier
Butch Anton	Vincent Jones	John Sauer
Hugh Barrass	Shinkyō Kaku	Bartien Sayogo
Tomo Bogataj	Piotr Karocki	Michael Seaman
Gennaro Boggia	Stuart J. Kerry	Gil Shultz
Nancy Bravin	Yongbum Kim	Veselin Skendzic
Juan Carreon	Richard Lancaster	Kapil Sood
Keith Chow	Brian L'Ecuyer	Manikantan Srinivasan
Claudio DeSanti	Greg Luri	Thomas Starai
Thomas Dineen	Thomas Mack-Crane	Walter Struppler
Yukihiro Fujimoto	Elvis Maculuba	Robert Sultan
Ilango Ganga	Arthur Marris	Joseph Tardo
Anoop Ghanwani	Jonathon McLendon	Michael Teener
Randall Groves	Jose Morales	Patricia Thaler
C. Guy	Joseph Moran	David Thompson
Stephen Haddock	Shimon Muller	Thomas Tullia
Marek Hajduczenia	Eric Multanen	Mark-Rene Uchida
John Hawkins	Michael S. Newman	Prabodh Varshney
David Hunter	Satoshi Obara	Ludwig Winkel
Akio Iso	Maximilian Riegel	Oren Yuen
	Robert Robinson	

When the IEEE-SA Standards Board approved this amendment on 16 June 2011, it had the following membership:

Richard H. Hulett, *Chair*
John Kulick, *Vice Chair*
Robert M. Grow, *Past President*
Judith Gorman, *Secretary*

Masayuki Ariyoshi	Jim Hughes	Gary Robinson
William Bartley	Joseph L. Koepfinger*	Jon Walter Rosdahl
Ted Burse	David J. Law	Sam Sciacca
Clint Chaplin	Thomas Lee	Mike Seavey
Wael Diab	Hung Ling	Curtis Siller
Jean-Philippe Faure	Oleg Logvinov	Phil Winston
Alexander Gelman	Ted Olsen	Howard Wolfman
Paul Houzé		Don Wright

*Member Emeritus

Also included are the following nonvoting IEEE-SA Standards Board liaisons:

Satish K. Aggarwal, *NRC Representative*
Richard DeBlasio, *DOE Representative*
Michael Janezic, *NIST Representative*

Michelle Turner
IEEE Standards Program Manager, Document Development

Kathryn Bennett
IEEE Standards Program Manager, Technical Program Development

Contents

1. Overview.....	2
1.3 Introduction.....	2
2. References.....	3
3. Definitions	4
4. Abbreviations.....	5
5. Conformance.....	6
5.1 VLAN-aware Bridge component requirements.....	6
5.4.1 VLAN-aware Bridge component options	6
8. Principles of bridge operation.....	7
8.6 The Forwarding Process	7
8.6.6 Queuing frames	7
8.6.8 Transmission selection	7
37. Enhanced Transmission Selection (ETS)	9
37.1 Overview.....	9
37.1.1 Relationship to other transmission selection algorithms	9
37.2 ETS configuration parameters	9
37.3 ETS algorithm.....	9
37.4 Legacy configuration	10
38. Data Center Bridging eXchange Protocol (DCBX).....	11
38.1 Overview.....	11
38.2 Goals	11
38.3 Types of DCBX attributes	11
38.3.1 Informational attributes	11
38.4 DCBX and LLDP.....	11
38.4.1 Asymmetric attribute passing	12
38.4.2 Symmetric attribute passing	13
Annex A (normative) PICS proforma—Bridge implementations	15
Annex D (normative) IEEE 802.1 Organizationally Specific TLVs	17

Figures

Figure 38-1—DCBX Asymmetric State Machine.....	13
Figure 38-2—Symmetric State Machine	14
Figure D-9—ETS Configuration TLV format	17
Figure D-10—ETS Recommendation TLV format	19
Figure D-11—Priority-based Flow Control TLV format	20
Figure D-12—Application Priority TLV format	21

Tables

Table 8-5—Transmission selection algorithm identifiers	7
Table D-1—IEEE 802.1 Organizationally Specific TLVs	17
Table D-4—Priority assignment table	18
Table D-5—Traffic class bandwidth assignment table.....	18
Table D-6—TSA Assignment Table	19
Table D-7—PFC Enable bit vector.....	21
Table D-8—Application Priority Table	22
Table D-9—Sel field values	22
Table D-10—IEEE 802.1 extension MIB object group conformance requirements.....	23
Table D-11—IEEE 802.1/LLDP extension MIB object cross reference.....	23

IEEE Standard for Local and metropolitan area networks—

Media Access Control (MAC) Bridges and Virtual Bridged Local Area Networks—

Amendment 18: Enhanced Transmission Selection for Bandwidth Sharing Between Traffic Classes

This amendment to IEEE Std 802.1Q™-2011 specifies changes to the forwarding and queuing functions described in IEEE Std 802.1Q. Changes are applied to the base text of IEEE Std 802.1Q-2011 as amended by IEEE Std 802.1Qbe™-2011, IEEE Std 802.1Qbc™-2011, and IEEE Std 802.1Qbb™-2011.

IMPORTANT NOTICE: This standard is not intended to ensure safety, security, health, or environmental protection. Implementers of the standard are responsible for determining appropriate safety, security, environmental, and health practices or regulatory requirements.

This IEEE document is made available for use subject to important notices and legal disclaimers. These notices and disclaimers appear in all publications containing this document and may be found under the heading “Important Notice” or “Important Notices and Disclaimers Concerning IEEE Documents.” They can also be obtained on request from IEEE or viewed at <http://standards.ieee.org/IPR/disclaimers.html>.

NOTE—The editing instructions contained in this amendment define how to merge the material contained therein into the existing base standard and its amendments to form the comprehensive standard. Text shown in bold italics in this amendment defines the editing instructions necessary to changes to this base text. Three editing instructions are used: ***change***, ***delete***, and ***insert***. ***Change*** is used to make a change to existing material. The editing instruction specifies the location of the change and describes what is being changed. Changes to existing text may be clarified using ~~strikeout~~ markings to indicate removal of old material and underline markings to indicate addition of new material. ***Delete*** removes existing material. ***Insert*** adds new material without changing the existing material. Insertions may require renumbering. If so, renumbering instructions are given in the editing instruction. Editorial notes will not be carried over into future editions of IEEE Std 802.1Q.¹

¹Notes in text, tables, and figures are given for information only and do not contain requirements needed to implement the standard.

1. Overview

1.3 Introduction

Insert the following paragraph at the end of 1.3:

This standard specifies protocols, procedures and managed objects for enhancement of transmission selection to support allocation of bandwidth amongst traffic classes. When the offered load in a traffic class doesn't use its allocated bandwidth, enhanced transmission selection will allow other traffic classes to use the available bandwidth. Bandwidth is used by traffic classes subject to enhanced transmission selection when there are no frames to be transmitted for traffic classes subject to strict priority or credit based shaper algorithms. It defines DCBX (Data Center Bridging eXchange protocol) which controls the application of Enhanced Transmission Selection and Priority-based Flow Control.

2. References

Insert the following references into Clause 2 in alphanumeric order:

IEEE Std 802.1Qbb-2011, IEEE Standard for Local and metropolitan area networks—Media Access Control (MAC) Bridges and Virtual Bridged Local Area Networks—Amendment 17: Priority-based Flow Control.

3. Definitions

Insert the following definition into Clause 3 in alphabetical order, number it appropriately, and renumber the subsequent definitions accordingly:

3.x Data Center Bridging (DCB): A set of protocols and capabilities for use in a data center environment.

4. Abbreviations

Insert the following abbreviations into Clause 4 in alphabetical order:

DCB	Data Center Bridging
DCBX	DCB eXchange protocol
ETS	Enhanced Transmission Selection
PFC	Priority-based Flow Control

5. Conformance

5.4 VLAN-aware Bridge component requirements

5.4.1 VLAN-aware Bridge component options

Insert the following list items at the end of 5.4.1:

- w) Support enhanced transmission selection (ETS) (see 5.4.1.6).
- x) Support DCBX (see 5.4.1.7)

5.4.1.5 Forwarding and queuing for time-sensitive streams—requirements

Insert the following subclauses, 5.4.1.6 and 5.4.1.7, after 5.4.1.5:

5.4.1.6 Enhanced Transmission Selection bridge requirements

A device supporting ETS shall:

- a) Support at least 3 traffic classes (see 37.3);

NOTE—A minimum of 3 traffic classes allows a minimum configuration such that one traffic class contains priorities with PFC enabled, one traffic class contains priorities with PFC disabled, and one traffic class using strict priority.

- b) Support bandwidth configuration with a granularity of 1% or finer (see 37.3);
- c) Support bandwidth allocation with a precision of 10% (see 37.3);
- d) Support a transmission selection policy such that if one of the traffic classes does not consume its allocated bandwidth, then any unused bandwidth is available to other traffic classes (see 37.3); and
- e) Support DCBX (see Clause 38).

5.4.1.7 DCBX bridge requirements

A device supporting DCBX shall:

- a) Support LLDP transmit and receive mode (see IEEE Std 802.1AB).
- a) Support the DCBX ETS Configuration TLV (see D.2.9).
- b) Support the ETS Recommendation TLV (see D.2.10).
- c) Support the Priority-based Flow Control Configuration TLV (see D.2.11).
- d) Support the Application Priority TLV (see D.2.12).
- e) Support the asymmetric and symmetric DCBX state machines (see 38.4).

8. Principles of bridge operation

8.6 The Forwarding Process

8.6.6 Queuing frames

Insert the following note in 8.6.6 after the existing note, and renumber the existing note as NOTE 1:

NOTE 2—A queue in this context is not necessarily a single FIFO data structure. A queue is a record of all frames of a given traffic class awaiting transmission on a given Bridge Port. The structure of this record is not specified. The transmission selection algorithm (8.6.8) determines which traffic class, among those classes with frames available for transmission, provides the next frame for transmission. The method of determining which frame within a traffic class is the next available frame is not specified beyond conforming to the frame ordering requirements of this subclause. This allows a variety of queue structures such as a single FIFO, or a set of FIFOs with one for each pairing of ingress and egress ports (i.e., Virtual Output Queuing), or a set of FIFOs with one for each VLAN or priority, or hierarchical structures.

8.6.8 Transmission selection

Change the second paragraph in 8.6.8 as shown:

The strict priority transmission selection algorithm defined in 8.6.8.1 shall be supported by all Bridges as the default algorithm for selecting frames for transmission. The credit-based shaper transmission selection algorithm defined in 8.6.8.2, and the Enhanced Transmission Selection algorithm defined in 8.6.8.3 may be supported in addition to the strict priority algorithm. Further transmission selection algorithms, selectable by management means, may be supported as an implementation option so long as the requirements of 8.6.6 are met.

Change Table 8-5 as shown:

Table 8-5—Transmission selection algorithm identifiers

Transmission selection algorithm	Identifier
Strict priority (8.6.8.1)	0
Credit-based shaper (8.6.8.2)	1
<u>Enhanced Transmission Selection (8.6.8.3)</u>	<u>2</u>
Reserved for future standardization	3- 254 <u>255</u>
<u>Vendor-specific Transmission Selection algorithm value for use with DCBX (D.2.9.8)</u>	<u>255</u>
Vendor-specific	A four-octet integer, where the 3 most significant octets hold an OUI value, and the least significant octet holds an integer value in the range 0–255 assigned by the owner of the OUI.

8.6.8.2 Credit-based shaper algorithm

Insert the following subclause, 8.6.8.3, after 8.6.8.2:

8.6.8.3 Enhanced Transmission Selection algorithm

If ETS is enabled for a traffic class, transmission selection is performed based on the allocation of bandwidth to that traffic class. Bandwidth is distributed amongst ETS traffic classes that support enhanced transmission selection algorithm such that each traffic class is allocated available bandwidth in proportion to its TCBandwidth (see Clause 37).

For a given queue that supports enhanced transmission selection, the algorithm determines that there is a frame available for transmission if the following conditions are all true:

- a) The queue contains one or more frames;
- b) The ETS algorithm (37.3) determines that a frame should be transmitted from the queue; and
- c) There are no frames available for transmission for any queues running Strict priority or Credit based shaper algorithms.

The order in which frames are selected for transmission from the queue shall maintain the ordering requirement specified in 8.6.6.

Insert the following clauses, Clause 37 and Clause 38, after 36.2.2:

37. Enhanced Transmission Selection (ETS)

37.1 Overview

This clause provides definitions and an operational model for priority processing and bandwidth allocation in end stations and bridges in a DCB (Data Center Bridging) environment. Using priority-based processing and bandwidth allocations, different traffic classes with different types of traffic such as LAN, Storage Networking, Clustering, and management can be configured to provide bandwidth allocation, or best effort transmit characteristics.

In order to accomplish this, the following are provided:

- a) A set of bandwidth configuration parameters that are used to configure the percentage of bandwidth assigned to each traffic class.
- b) A set of characteristics that an ETS enabled transmitter is required to follow.
- c) A means of communicating priority-to-traffic class allocations to neighboring systems (DCBX; see Clause 38).

37.1.1 Relationship to other transmission selection algorithms

If ETS is used in conjunction with the strict priority and credit-based shaper algorithms, then attention should be paid to assignment of traffic classes as specified in 34.5.

37.2 ETS configuration parameters

The following ETS configuration parameters exist for each ETS enabled port:

- a) *numTrafficClassesSupported*: Indicates the number of traffic classes supported by a port. This value has a minimum of 3 (see 37.3) and a maximum of 8.
- b) *TCPriorityAssignment(P)*: For each supported priority, P, the traffic class to which that priority P is assigned (see 37.1.1). A traffic class only operates with the ETS algorithm if it is assigned to do so by the Transmission Selection Algorithm Table (see 8.6.8); i.e., the entry in the table for that traffic class is assigned the value 2 (see Table 8-5).
- c) *TCBandwidth(N)*: For each traffic class N, the percentage of the available bandwidth assigned to that traffic class. The total for all traffic classes is equal to 100% (see 37.3).

Configuration of ETS parameters shall be done via DCBX (see Clause 38).

37.3 ETS algorithm

The ETS algorithm provides allocation of bandwidth to traffic classes. The algorithm allows bandwidth intensive and loss sensitive traffic to share the network while allowing coexistence with low latency traffic using the strict priority and credit-based shaper algorithms. Since there are a number of variants of bandwidth sharing algorithms (such as weighted round robin) that provide appropriate bandwidth sharing, a detailed algorithm is not specified. Any algorithm is allowed as long as it meets the specified performance requirements.

NOTE 1—While a traffic class is often referred to as a queue, it is not necessarily a single FIFO data structure. The ETS algorithm is used to determine when an ETS traffic class has a frame available to transmit. The ordering requirements in

8.6.6 are the only constraint of this standard on the order in which frames in a traffic class are transmitted. The determination of which frame in the traffic class to send may be done in an implementation specific manner as long as those ordering requirements are satisfied. For example, an implementation might organize the traffic class as a set of FIFO queues with each FIFO queue containing the frames from a priority, VLAN or a source port. Such FIFO queues might be serviced with strict priority, weighted round robin or other bandwidth distribution algorithm.

For the purposes of the ETS algorithm, Available Bandwidth is defined as the link bandwidth remaining after traffic classes not assigned to Transmission selection algorithm 2, and Vendor Specific (see Table 8-5) are serviced. The effect of Vendor Specific algorithms to Available Bandwidth is outside the scope of this standard.

The ETS algorithm shall provide the ability to configure traffic classes to share bandwidth according to the following:

- a) Allow one or more priorities to be assigned to a traffic class;

NOTE 2—All priorities within a traffic class typically share similar traffic handling requirements (e.g., loss and bandwidth).

- b) Allow bandwidth to be configured for each traffic class with a granularity of 1%. The configured bandwidth indicates the percentage of Available Bandwidth that can be used by the traffic class when all other traffic classes are consuming their configured bandwidth.
- c) For traffic classes for which the transmission selection algorithm is ETS (i.e., Transmission selection algorithm 2 in Table 8-5), select frames for transmission from the traffic class queues such that the bandwidth consumed by the traffic class approaches its percentage of Available Bandwidth. The traffic class consumes less than its percentage of Available Bandwidth when the offered load for that traffic class is less than its percentage of Available Bandwidth, in that case the remainder of its percentage of Available Bandwidth can be used by other traffic classes. A traffic class can consume more than its percentage of Available Bandwidth when the offered load of other traffic classes results in those traffic classes consuming less than their percentage of Available Bandwidth. Allocation of any excess Available Bandwidth is implementation specific.
- d) When all traffic classes are offered enough load to consume their share of available bandwidth, and there is no offered load in the traffic classes using transmission selection algorithms other than ETS, the bandwidth received from an ETS traffic class shall deviate from its allocation by no more than 10% of the available bandwidth when measured over a period of 10 000 000 bit times using maximum sized frames during a time period when no PFC frames are received (i.e., no congestion).

NOTE 3—The measurement window is derived from an approximate number of bits in 500 frames (i.e., 500 frames × 2000 bytes per frame × 8 bits per byte rounded up to 10 000 000).

NOTE 4—Allowed deviation of +/-10% allows for variations of traffic (e.g., burstiness) over the specified measurement window and provides balance between precision and implementation flexibility.

- e) At least 3 traffic classes shall be supported per port. A minimum of 3 traffic classes allows a minimum configuration such that one ETS traffic class contains priorities which have PFC enabled, one ETS traffic class contains priorities which have PFC disabled, and one traffic class using strict priority.

37.4 Legacy configuration

Subclause 8.6.8 specifies strict priority scheduling as default behavior. This can be achieved by configuring the Transmission selection algorithm value for a traffic class to 0 (see Table 8-5).

Subclause 8.6.6 specifies the default priority to traffic class mapping. There is no change to such mapping when ETS is used.

38. Data Center Bridging eXchange Protocol (DCBX)

38.1 Overview

This clause details the Data Center Bridging Exchange protocol (DCBX) that is used by DCB devices to exchange configuration information with directly connected peers. The protocol may also be used for misconfiguration detection and for configuration of the peer.

This standard describes the base protocol which comprises state machines and TLVs for capability exchange. For each feature that is supported by DCBX, the attributes that are to be exchanged specify:

- a) The attributes to be exchanged;
- b) How the attributes are used for detecting misconfiguration; and
- c) What action needs to be taken when a misconfiguration is detected.

The information listed above is specified for the following:

- d) ETS;
- e) Priority-based Flow Control (PFC); and
- f) Application Priority Configuration TLV.

38.2 Goals

The goals of DCBX are as follows:

- a) Discovery of DCB capability in a peer port; for example, it can be used to determine if two link peer ports support PFC.
- b) DCB feature misconfiguration detection: DCBX can be used to detect misconfiguration of a feature between the peers on a link. Misconfiguration detection is feature-specific because some features allow asymmetric configuration.
- c) Peer configuration of DCB features: DCBX can be used by a device to perform configuration of DCB features in its peer port if the peer port is willing to accept configuration.

38.3 Types of DCBX attributes

Three types of DCBX attributes are exchanged:

- a) Informational attributes (see 38.3.1);
- a) Asymmetric attributes (see 38.4.1); and
- b) Symmetric attributes (see 38.4.2).

38.3.1 Informational attributes

Informational attributes are exchanged via LLDP without any participation in a DCBX state machine.

38.4 DCBX and LLDP

DCBX uses Link Layer Discovery Protocol (LLDP) (see IEEE Std 802.1AB) to exchange attributes between two link peers. LLDP is a unidirectional protocol. It advertises connectivity and management information about the local station to adjacent stations on the same IEEE 802[®] LAN.

DCBX exchanged attributes are packaged into Organizationally Specific TLVs. The OUI used for the DCBX TLV is the IEEE 802.1 OUI (i.e., 0x0080c2).

DCBX state machine transitions are based on the DCBX objects in the LLDP MIB module. Operation of the DCBX state machine may affect the values of the DCBX objects in the LLDP MIB module.

A port capable of any DCB feature shall have the capability for DCBX to be administratively disabled. The default state for DCBX is enabled.

DCBX is expected to operate over a point to point link. If multiple LLDP peer ports running DCBX are detected, then DCBX should behave as if the peer port's DCBX TLVs are not present until the multiple LLDP peer port condition is no longer present. However a transition in LLDP peer port may occur in some circumstances (e.g., such as a transition from system boot to system operation). Therefore when it is detected that the number of peer ports running DCBX exceeds 1 for a period longer than the longest TTL of any of the peers, a multi-peer condition is detected. During the time when the multi-peer condition has not been detected the DCBX data from the most recent DCBX peer shall be used. An LLDP peer port is identified by a concatenation of the chassis ID and port ID values transmitted in the LLDPDU. A DCBX peer port is a LLDP peer port that is sending DCBX TLVs.

DCBX defines two different types of attribute passing mechanisms:

- a) Asymmetric: the passing of a attribute from one port to its peer port. In this case, the desired configuration for the peer may not match the local configuration; and
- b) Symmetric: the passing of a attribute from one port to its peer port with objective of both ports utilizing the same attribute value.

38.4.1 Asymmetric attribute passing

38.4.1.1 Overview

Two types of TLV are passed for Asymmetric attribute Passing:

- a) Configuration TLV: Provides current operational state and Willing bit. The received Willing bit is not used by the state machine, but instead provided to higher layers to provide an indication of the expected behavior of the remote port. The presence of the willing bit set to 1 indicates to the remote port that the local port is willing to accept a configuration for the specific attribute for which the willing bit is set.
- b) Recommendation TLV: Provides recommendation for the operational state of remote port. Transmitted only if the local port is configured to make recommendations in which case it is transmitted in all LLDPDUs. Transmitted regardless of the “willingness” of the remote port.

NOTE—An implementation is allowed to send a recommendation TLV or a configuration TLV or both.

38.4.1.2 Asymmetric state variables

LocalWilling: Indicates that the local port has been administratively configured to accept recommendations. This value is included in the Willing bit of Configuration TLVs transmitted by this port. A local port may be configured as not Willing.

OperParam: The current operational value of the attribute on the local port. This value is included as the attribute in the Configuration TLVs.

LocalAdminParam: The administratively configured value for the attribute. This becomes the operational value of the attribute by default, and the operational value may be overridden if the local port accepts a recommendation from the remote port.

RemoteParam: The attribute received in the last Recommendation TLV. This variable is set to NULL if the remote LLDP database contains no Recommendation TLV.

DCBXMapping: A function that maps the received parameters to the capabilities of the receiving port.

38.4.1.3 Asymmetric state machine

The Asymmetric State Machine is depicted in Figure 38-1.

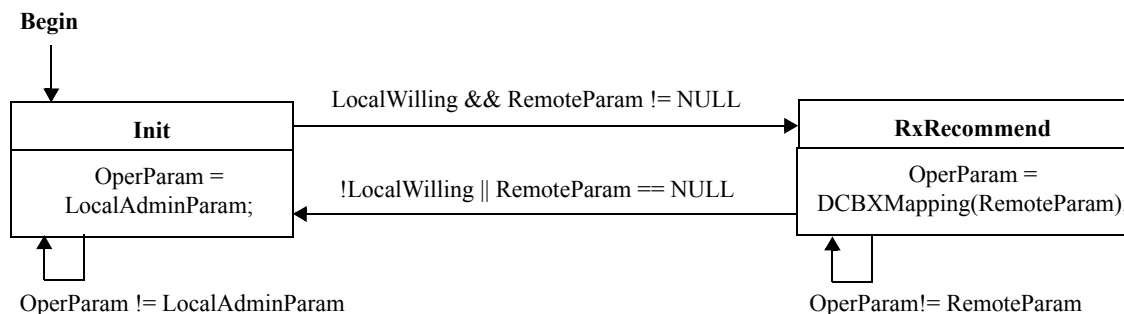


Figure 38-1—DCBX Asymmetric State Machine

38.4.2 Symmetric attribute passing

38.4.2.1 Overview

For Symmetric attribute passing one type of TLV is used:

- a) Configuration TLV. This TLV always carries the current local operational state and a Willing (W) bit.

A port that sets the W bit is considered Willing. A Willing port shall set its operational attribute to that indicated in the received TLV if the received TLV has the W bit set to zero. If both the local port and remote port are willing, then the attribute values of the port with the lower numerical MAC address shall take precedence.

38.4.2.2 Symmetric state variables

LocalWilling: Indicates that the local port has been administratively configured to accept the attribute from the remote port. This value is included in the Willing bit of DCBX TLVs transmitted by this port.

RemoteWilling: `rwTrue` indicates that the Willing bit was set in the last TLV received. `rwFalse` indicates that the Willing bit was not set in the last TLV received. This variable is set to `rwNull` if the remote LLDP database contains no Willing bit.

LocalMAC: The MAC address of the local port.

RemoteMAC: The MAC address of the remote port.

OperParam: The current operational value of the attribute on the local port. This value is included as the attribute in the DCBX TLV.

RemoteParam: Contains the value of the last attribute (i.e. the operational value of the remote port) received in the TLV. This variable is set to NULL if the remote LLDP database contains no TLV.

LocalAdminParam: The administratively configured value for the attribute. This becomes the operational value of the attribute by default, and may be overridden if the local port accepts the attribute from the remote port.

DCBXMapping: A function that maps the received parameters to the capabilities of the receiving port.

NOTE—Through observation of the states and state variables it is possible to determine that the state machine is in the process of passing attributes. This knowledge may be useful for clients of DCBX. E.g. a client may wish to delay use of the link while the DCBX state machine is in the process of passing and possibly setting attributes. A “Pending” indication indicating that the state machine is in this process may be created by the following equations:

```
Pending = RemoteParam == NULL
         || !LocalWilling && RemoteWilling == rwTrue && OperParam != RemoteParam;
```

38.4.2.3 Symmetric state machine

The Symmetric state machine is depicted in Figure 38-2.

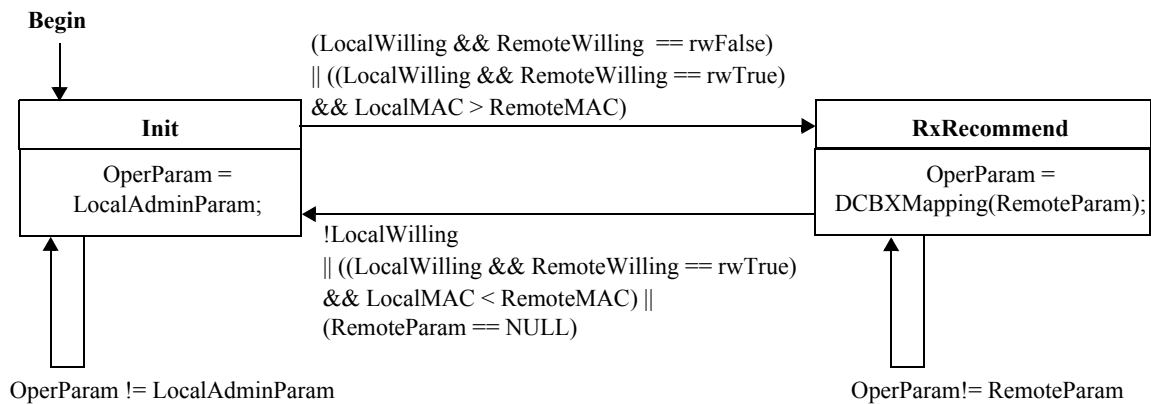


Figure 38-2—Symmetric State Machine

Annex A

(normative)

PICS proforma—Bridge implementations²

A.5 Major capabilities

Insert the following rows at the end of A.5:

Item	Feature	Status	References	Support
ETS	Does the implementation support bandwidth management using ETS?	O	37	Yes [] No []
DCBX	Does the implementation support configuration management via DCBX?	O	38	Yes [] No []

A.14 Bridge Management

Insert the following rows at the end of A.14:

Item	Feature	Status	References	Support
MGT-214	ETS Control Entities	ETS:M	12.24	Yes [] No []
MGT-215	PFC Control Entities	PFC:M	12.25	Yes [] No []

A.33 Priority-based Flow Control

Insert the following subclauses, A.34 and A.35, after A.33:

A.34 Enhanced Transmission Selection

Item	Feature	Status	References	Support
ETS-1	Support at least 3 traffic classes	ETS:M	37.3	Yes []
ETS-2	Support bandwidth configuration with a granularity of 1% or finer	ETS:M	37.3	Yes []
ETS-3	Support bandwidth allocation with a precision of 10%	ETS:M	37.3	Yes []

²Copyright release for PICS proformas: Users of this standard may freely reproduce the PICS proforma in this annex so that it can be used for its intended purpose and may further publish the completed PICS.

Item	Feature	Status	References	Support
ETS-4	Support allocation of a portion of available bandwidth to each traffic class	ETS:M	37.3	Yes []
ETS-5	Support DCBX.	ETS:M	38	Yes []

A.35 DCBX

Item	Feature	Status	References	Support
DCBX-1	Support LLDP	DCBX:M	IEEE Std 802.1AB	Yes []
DCBX-2	Support the DCBX ETS Configuration TLV	DCBX:M	D.2.9	Yes []
DCBX-3	Support the ETS Recommendation TLV	DCBX:M	D.2.10	Yes []
DCBX-4	Support the Priority-based Flow Control Configuration TLV	DCBX:M	D.2.11	Yes []
DCBX-5	Support the Application Priority TLV	DCBX:M	D.2.12	Yes []
DCBX-6	Support the DCBX asymmetric state machine	DCBX:M	38.4.1	Yes []
DCBX-7	Support the DCBX symmetric state machine	DCBX:M	38.4.2	Yes []

Annex D

(normative)

IEEE 802.1 Organizationally Specific TLVs

D.1 Requirements of the IEEE 802.1 Organizationally Specific TLV set

Change Table D-1 by inserting the following rows at the end of the table and changing the last row as shown (note that the entire table is not shown here):

Table D-1—IEEE 802.1 Organizationally Specific TLVs

IEEE 802.1 subtype	TLV name	TLV set name	TLV reference	Feature clause reference
09	ETS Configuration TLV	dcbxSet	D.2.9	38
0A	ETS Recommendation TLV	dcbxSet	D.2.10	38
0B	Priority-based Flow Control Configuration TLV	dcbxSet	D.2.11	38
0C	Application Priority TLV	dcbxSet	D.2.12	38
080D-FF	Reserved	—	—	—

D.2 Organizationally Specific TLV definitions

D.2.8 Congestion Notification TLV

Insert the following subclauses, D.2.9 through D.2.12.3 (including Figure D-9 through Figure D-12 and Table D-4 through Table D-9), after D.2.8.4, and renumber the subsequent tables in Annex D accordingly:

D.2.9 ETS Configuration TLV

The TLV illustrated in Figure D-9 is encoded into each IEEE Std 802.1AB-2009 LLDP message and may be transmitted by a system in order to indicate the ETS configuration. Shall be sent using Asymmetric attribute passing (38.4.1)

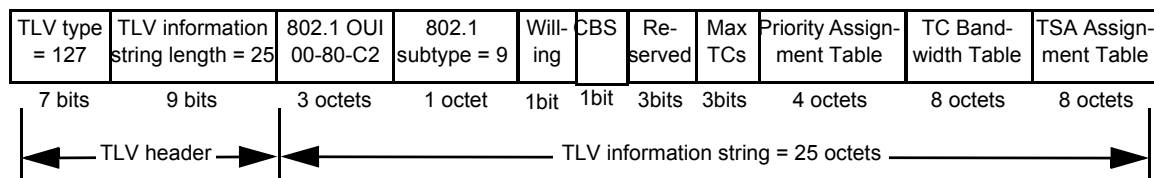


Figure D-9—ETS Configuration TLV format

D.2.9.1 TLV type

A 7-bit integer value occupying the most-significant bits of the first octet of the TLV. Always contains the value 127.

D.2.9.2 TLV information string length

A 9-bit unsigned integer, occupying the least-significant bit of the first octet of the TLV (the most-significant bit of the TLV information string length) and the entire second octet of the TLV, containing the total number of octets in the TLV information string of the ETS Configuration TLV. This does not count the TLV type and TLV information string length fields. It is equal to 25.

D.2.9.3 Willing

The Willing bit. A value of one indicates that the station is willing to accept configurations from the remote station.

D.2.9.4 CBS

The Credit-based Shaper (CBS) bit. A value of one indicates that the station supports the Credit-based Shaper transmission selection algorithm (see 8-5 and Clause 34).

D.2.9.5 Max TCs

A 3-bit unsigned integer where the value of the integer is the maximum number of traffic classes that the implementation can support with the value 0 used when a device supports 8.

D.2.9.6 Priority Assignment Table

Table D-4 shows the layout of the priority assignment table.

Table D-4—Priority assignment table

Octets:	1		2		3		4					
	Priority 0	Priority 1	Priority 2	Priority 3	Priority 4	Priority 5	Priority 6	Priority 7				
Bits:	7	4	3	0	7	4	3	0	7	4	3	0

The table consists of one 4-bit entry per Priority, where:

- a) 0-7 indicate the Priority is mapped to the corresponding traffic class; and
- b) All other values are Reserved.

D.2.9.7 TC Bandwidth Table

Table D-5 shows the layout of the traffic class bandwidth table.

Table D-5—Traffic class bandwidth assignment table

Octets:	1	2	3	4	5	6	7	8
	TC% 0	TC% 1	TC% 2	TC% 3	TC% 4	TC% 5	TC% 6	TC% 7

The table consists of one 8-bit entry per traffic class, and always contains 8 entries. Each entry:

- a) Indicates the current TC Bandwidth percentage configured for each traffic class N where N is 0 to 7.
- b) Total shall equal 100 (implies valid range is 0-100 for each entry).

D.2.9.8 TSA Assignment Table

Table D-6 shows the layout of the Transmission Selection Algorithm (TSA) Assignment Table.

Table D-6—TSA Assignment Table

Octets:	1	2	3	4	5	6	7	8
	Traffic Class 0	Traffic Class 1	Traffic Class 2	Traffic Class 3	Traffic Class 4	Traffic Class 5	Traffic Class 6	Traffic Class 7

The table consists of one 8-bit entry per traffic class. Each entry indicates the Transmission selection algorithm to be used for that traffic class as defined in Table 8-5. A value of 255 indicates a Vendor-specific Transmission selection algorithm.

D.2.10 ETS Recommendation TLV

The TLV illustrated in Figure D-10 is encoded into each IEEE Std 802.1AB-2009 LLDP message and may be transmitted by a system in order to indicate a recommendation on how ETS should be configured. A Willing system may receive a recommendation TLV which utilizes more Traffic Classes than the receiving system supports. In this case the receiving system may assign the received recommendations to match its capabilities. Shall be sent using Asymmetric attribute passing (38.4.1).

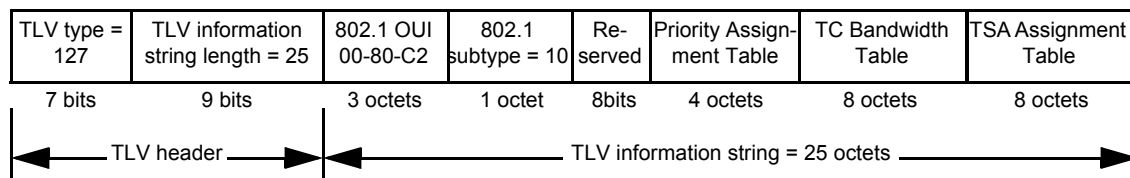


Figure D-10—ETS Recommendation TLV format

D.2.10.1 TLV type

A 7-bit integer value occupying the most-significant bits of the first octet of the TLV. Always contains the value 127.

D.2.10.2 TLV information string length

A 9-bit unsigned integer, occupying the least-significant bit of the first octet of the TLV (the most-significant bit of the TLV information string length) and the entire second octet of the TLV, containing the total number of octets in the TLV information string of the ETS Recommendation TLV. This does not count the TLV type and TLV information string length fields. It is equal to 25.

D.2.10.3 Priority Assignment Table

Table D-4 shows the layout of the priority assignment table.

See D.2.9.6 for description of table entries.

D.2.10.4 TC Bandwidth Table

Table D-5 shows the layout of the Traffic Class bandwidth assignment table.

See D.2.9.7 for description of table entries.

D.2.10.5 TSA Assignment Table

Table D-6 shows the layout of the TSA Assignment Table.

See D.2.9.8 for description of table entries.

D.2.11 Priority-based Flow Control Configuration TLV

The TLV illustrated in Figure D-11 is encoded into each IEEE Std 802.1AB-2009 LLDP message and may be transmitted by a system in order to indicate how Priority-based Flow Control should be configured. Shall be sent using Symmetric attribute passing.

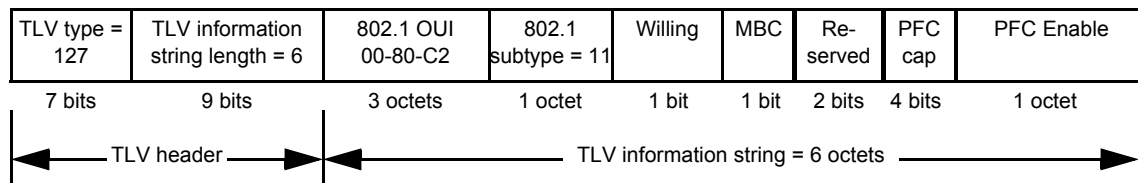


Figure D-11—Priority-based Flow Control TLV format

D.2.11.1 TLV type

A 7-bit integer value occupying the most-significant bits of the first octet of the TLV. Always contains the value 127.

D.2.11.2 TLV information string length

A 9-bit unsigned integer, occupying the least-significant bit of the first octet of the TLV (the most-significant bit of the TLV information string length) and the entire second octet of the TLV, containing the total number of octets in the TLV information string of the Priority-based Flow Control TLV. This does not count the TLV type and TLV information string length fields. It is equal to 6.

D.2.11.3 Willing

The Willing bit. A value of one indicates that the station is willing to accept configurations from the remote station.

D.2.11.4 MBC

The MACsec Bypass Capability Bit. If set to zero, the sending station is capable of bypassing MACsec processing when MACsec is disabled. If set to one, the sending station is not capable of bypassing MACsec processing when MACsec is disabled (see Clause 36).

D.2.11.5 PFC cap

A 4-bit unsigned integer, PFC cap (PFC capability) indicates the device’s limitation of how many traffic classes may simultaneously support PFC

NOTE 1—PFC may be enabled on up to eight traffic classes allowing each priority to be independently paused.

NOTE 2—In a DCB environment at least one priority would generally have PFC enabled.

D.2.11.6 PFC Enable

Table D-7 shows the layout of the PFC Enable bit vector.

Table D-7—PFC Enable bit vector

Octet:	1							
	Priority 7	Priority 6	Priority 5	Priority 4	Priority 3	Priority 2	Priority 1	Priority 0
Bits:	7	6	5	4	3	2	1	0

A bit vector of 8 bits, one per priority:

- a) A one indicates PFC is enabled on the priority.
- b) A zero indicates that PFC is disabled on the priority.
- c) Local policy in each end of the link decides whether to use the priority if the configuration does not match.

D.2.12 Application Priority TLV

The TLV illustrated in Figure D-12 is encoded into each IEEE Std 802.1AB-2009 LLDP message and may be transmitted by a system in order to indicate the application priority table. This TLV is informational and used to indicate to a peer station the local configuration.

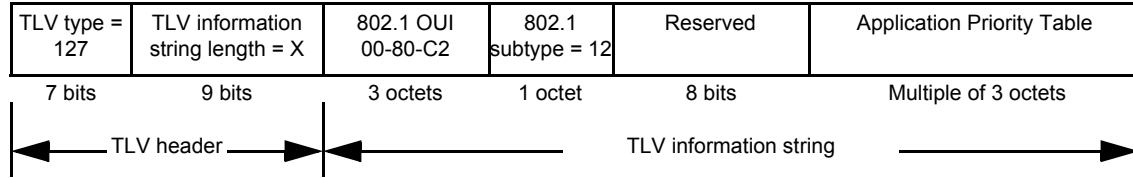


Figure D-12—Application Priority TLV format

D.2.12.1 TLV type

A 7-bit integer value occupying the most-significant bits of the first octet of the TLV. Always contains the value 127.

D.2.12.2 TLV information string length

A 9-bit unsigned integer, occupying the least-significant bit of the first octet of the TLV (the most-significant bit of the TLV information string length) and the entire second octet of the TLV, containing the total number of octets in the TLV information string of the Application Priority TLV. This does not count the TLV type and TLV information string length fields. The length for the Application TLV is variable depending on the number of Application Priorities specified. The length shall be 5 plus a multiple of 3 octets.

D.2.12.3 Application Priority Table

Table D-8 shows the layout of the Application Priority Table field.

Table D-8—Application Priority Table

Octets:	1			2			3		
	Priority		Reserved		Sel		Protocol ID		
Bits:	23	21	20	19	18	16	15	0	

The priority field is a 3-bit unsigned integer indicating the priority for which the Protocol ID is being used.

The meaning of the Protocol ID field is determined by the Sel field. Allowed values for the Sel field are shown in Table D-9.

Table D-9—Sel field values

Sel Value	Protocol ID value
0	Reserved
1	0: Default priority. For use when priority is not otherwise specified. Ethertype: This value shall be more than 1536.
2	Well Known Port number over TCP, or SCTP.
3	Well Known Port number over UDP, or DCCP.
4	Well Known Port number over TCP, SCTP, UDP, or DCCP.
5 - 7	Reserved

NOTE—The port numbers shown are for identification (i.e., as assigned by IANA) instead of the actual port numbers being used in a particular deployment.

D.4 IEEE 802.1/LLDP Extension MIB

D.4.2 Structure of the IEEE 802.1/LLDP extension MIB

Insert the following rows at the end of Table D-10 (formerly Table D-4):

Table D-10—IEEE 802.1 extension MIB object group conformance requirements

MIB group	RX mode	Tx mode	Tx/Rx mode
lldpXdot1dcbxETSGroup	DCBX:M	DCBX:M	DCBX:M
lldpXdot1dcbxPFCGroup	DCBX:M	DCBX:M	DCBX:M
lldpXdot1dcbxApplicationPriorityGroup	DCBX:M	DCBX:M	DCBX:M

Insert the following rows at the end of Table D-11 (formerly Table D-5):

Table D-11—IEEE 802.1/LLDP extension MIB object cross reference

MIB table	MIB object	LLDP Reference
<i>lldpXdot1dcbxConfig extension group^a</i>		
	lldpXdot1dcbxConfigETSConfigurationEntry	
	lldpXdot1dcbxConfigETSConfigurationTxEnable	D.2.9
	lldpXdot1dcbxConfigETSRecommendationTable	
	lldpXdot1dcbxConfigETSRecommendationTxEnable	D.2.10
	lldpXdot1dcbxConfigPFCTable	
	lldpXdot1dcbxConfigPFCTxEnable	D.2.11
	lldpXdot1dcbxConfigApplicationPriorityTable	
	lldpXdot1dcbxConfigApplicationPriorityTxEnable	D.2.12
<i>lldpXdot1dcbxLocalData extension group^a</i>		
	lldpXdot1dcbxLocETSConfigurationTable	
	lldpXdot1dcbxLocETSConCreditBasedShaperSupport	D.2.9.4
	lldpXdot1dcbxLocETSConMaxTC	D.2.9.5
	lldpXdot1dcbxLocETSConWilling	D.2.9.3
	lldpXdot1dcbxLocETSConTrafficClassBandwidthTable	D.2.9.7
	lldpXdot1dcbxLocETSConTrafficSelectionAlgorithmTable	D.2.9.8
	lldpXdot1dcbxLocETSConPriorityAssignmentTable	
	lldpXdot1dcbxLocETSConPriority	D.2.9.6
	lldpXdot1dcbxLocETSConTrafficClass	D.2.9.6
	lldpXdot1dcbxLocETSRecommendationTable	
	lldpXdot1dcbxLocETSRecoTrafficClassBandwidthTable	D.2.10.4
	lldpXdot1dcbxLocETSRecoTrafficSelectionAlgorithmTable	
	lldpXdot1dcbxLocETSRecoTSAPriority	D.2.10.5
	lldpXdot1dcbxLocETSRecoTrafficSelectionAlgorithm	D.2.10.5
	lldpXdot1dcbxLocPFCBasicTable	
	lldpXdot1dcbxLocPFCWilling	D.2.11.3
	lldpXdot1dcbxLocPFCMBC	D.2.11.4
	lldpXdot1dcbxLocPFCCap	D.2.11.5
	lldpXdot1dcbxLocPFCEnableTable	

Table D-11—IEEE 802.1/LLDP extension MIB object cross reference

MIB table	MIB object	LLDP Reference
	lldpXdot1dcbxLocPFCEnablePriority	D.2.11.6
	lldpXdot1dcbxLocPFCEnableEnabled	D.2.11.6
lldpXdot1dcbxLocApplicationPriorityAppTable		
	lldpXdot1dcbxLocApplicationPriorityAESelector	D.2.12.3
	lldpXdot1dcbxLocApplicationPriorityAEProtocol	D.2.12.3
	lldpXdot1dcbxLocApplicationPriorityAEPriority	D.2.12.3
<i>lldpXdot1dcbxRemoteData extension group^a</i>		
lldpXdot1dcbxRemETSBasicConfigurationTable		
	lldpXdot1dcbxRemETSConCreditBasedShaperSupport	D.2.9.4
	lldpXdot1dcbxRemETSConMaxTC	D.2.9.5
	lldpXdot1dcbxRemETSConWilling	D.2.9.3
	lldpXdot1dcbxRemETSConTrafficClassBandwidthTable	D.2.9.7
	lldpXdot1dcbxRemETSConTrafficSelectionAlgorithmTable	D.2.9.8
lldpXdot1dcbxRemETSConPriorityAssignmentTable		
	lldpXdot1dcbxRemETSConPriority	D.2.9.6
	lldpXdot1dcbxRemETSConTrafficClass	D.2.9.6
lldpXdot1dcbxRemETSRecommendationTable		
	lldpXdot1dcbxRemETSRecoTrafficClassBandwidthTable	D.2.10.4
lldpXdot1dcbxRemETSRecoTrafficSelectionAlgorithmTable		
	lldpXdot1dcbxRemETSRecoTSAPriority	D.2.10.5
	lldpXdot1dcbxRemETSRecoTrafficSelectionAlgorithm	D.2.10.5
lldpXdot1dcbxRemPFCBasicTable		
	lldpXdot1dcbxRemPFCWilling	D.2.11.3
	lldpXdot1dcbxRemPFCMBC	D.2.11.4
	lldpXdot1dcbxRemPFCCap	D.2.11.5
lldpXdot1dcbxRemPFCEnableTable		
	lldpXdot1dcbxRemPFCEnablePriority	D.2.11.6
	lldpXdot1dcbxRemPFCEnableEnabled	D.2.11.6
lldpXdot1dcbxRemApplicationPriorityAppTable		
	lldpXdot1dcbxRemApplicationPriorityAESelector	D.2.12.3
	lldpXdot1dcbxRemApplicationPriorityAEProtocol	D.2.12.3
	lldpXdot1dcbxRemApplicationPriorityAEPriority	D.2.12.3

Table D-11—IEEE 802.1/LLDP extension MIB object cross reference

MIB table	MIB object	LLDP Reference
<i>lldpXdot1dcbxAdminData extension group^a</i>		
	lldpXdot1dcbxAdminETSBasicConfigurationTable	
	lldpXdot1dcbxAdminETSConCreditBasedShaperSupport	D.2.9.4
	lldpXdot1dcbxAdminETSConMaxTC	D.2.9.5
	lldpXdot1dcbxAdminETSConWilling	D.2.9.3
	lldpXdot1dcbxAdminETSConTrafficClassBandwidthTable	D.2.9.7
	lldpXdot1dcbxAdminETSConTrafficSelectionAlgorithmTable	D.2.9.8
	lldpXdot1dcbxAdminETSConPriorityAssignmentTable	
	lldpXdot1dcbxAdminETSConPriority	D.2.9.6
	lldpXdot1dcbxAdminETSConTrafficClass	D.2.9.6
	lldpXdot1dcbxAdminETSRecommendationTable	
	lldpXdot1dcbxAdminETSRecoTrafficClassBandwidthTable	D.2.10.4
	lldpXdot1dcbxAdminETSRecoTrafficSelectionAlgorithmTable	
	lldpXdot1dcbxAdminETSRecoTSAPriority	D.2.10.5
	lldpXdot1dcbxAdminETSRecoTrafficSelectionAlgorithm	D.2.10.5
	lldpXdot1dcbxAdminPFCBasicTable	
	lldpXdot1dcbxAdminPFCWilling	D.2.11.3
	lldpXdot1dcbxAdminPFCMBC	D.2.11.4
	lldpXdot1dcbxAdminPFCCap	D.2.11.5
	lldpXdot1dcbxAdminPFCEnableTable	
	lldpXdot1dcbxAdminPFCEnablePriority	D.2.11.6
	lldpXdot1dcbxAdminPFCEnableEnabled	D.2.11.6
	lldpXdot1dcbxAdminApplicationPriorityAppTable	
	lldpXdot1dcbxAdminApplicationPriorityAESelector	D.2.12.3
	lldpXdot1dcbxAdminApplicationPriorityAEProtocol	D.2.12.3
	lldpXdot1dcbxAdminApplicationPriorityAEPriority	D.2.12.3

^a The term Extension Group is used here to be consistent with LLDP (see IEEE Std 802.1AB). This is equivalent to subtree as used by IEEE Std 802.1Q.

D.4.4 Security considerations for IEEE 802.1 LLDP extension MIB module

Change item g) and item h) in D.4.4 as shown:

- g) MIB objects that are related to the transmit mode
 - 1) lldpV2Xdot1LocPortVlanId

- 2) lldpV2Xdot1LocProtoVlanSupported
 - 3) lldpV2Xdot1LocProtoVlanEnabled
 - 4) lldpV2Xdot1LocVlanName
 - 5) lldpV2Xdot1LocProtocolId
 - 6) lldpV2Xdot1LocVidUsageDigest
 - 7) lldpV2Xdot1LocManVidTxEnable
 - 8) lldpV2Xdot1LocLinkAggStatus
 - 9) lldpV2Xdot1LocLinkAggPortId
 - 10) lldpXdot1dcbxConfigETSConfigurationEntry
 - 11) lldpXdot1dcbxConfigPFCTable
 - 12) lldpXdot1dcbxLocETSTBasicConfigurationTable
 - 13) lldpXdot1dcbxLocETSConPriorityAssignmentTable
 - 14) lldpXdot1dcbxLocETSRecoTrafficSelectionAlgorithmTable
 - 15) lldpXdot1dcbxLocPFCBasicTable
 - 16) lldpXdot1dcbxLocPFCEnableTable
 - 17) lldpXdot1dcbxAdminETSTBasicConfigurationTable
 - 18) lldpXdot1dcbxAdminETSConPriorityAssignmentTable
 - 19) lldpXdot1dcbxAdminETSRecoTrafficSelectionAlgorithmTable
 - 20) lldpXdot1dcbxAdminPFCBasicTable
 - 21) lldpXdot1dcbxAdminPFCEnableTable
- h) MIB objects that are related to the receive mode
- 1) lldpV2Xdot1RemPortVlanId
 - 2) lldpV2Xdot1RemProtoVlanSupported
 - 3) lldpV2Xdot1RemProtoVlanEnabled
 - 4) lldpV2Xdot1RemVlanName
 - 5) lldpV2Xdot1RemProtocolId
 - 6) lldpV2Xdot1RemVidUsageDigest
 - 7) lldpV2Xdot1RemManVidTxEnable
 - 8) lldpV2Xdot1RemLinkAggStatus
 - 9) lldpV2Xdot1RemLinkAggPortId
 - 10) lldpXdot1dcbxConfigETSConfigurationEntry
 - 11) lldpXdot1dcbxConfigPFCTable
 - 12) lldpXdot1dcbxRemETSTBasicConfigurationTable
 - 13) lldpXdot1dcbxRemETSConPriorityAssignmentTable
 - 14) lldpXdot1dcbxRemETSRecoTrafficSelectionAlgorithmTable
 - 15) lldpXdot1dcbxRemPFCBasicTable
 - 16) lldpXdot1dcbxRemPFCEnableTable
 - 17) lldpXdot1dcbxAdminETSTBasicConfigurationTable
 - 18) lldpXdot1dcbxAdminETSConPriorityAssignmentTable
 - 19) lldpXdot1dcbxAdminETSRecoTrafficSelectionAlgorithmTable
 - 20) lldpXdot1dcbxAdminPFCBasicTable
 - 21) lldpXdot1dcbxAdminPFCEnableTable

D.4.5 IEEE 802.1 LLDP extension MIB module—version 2

In the following MIB definition, should any discrepancy between the DESCRIPTION text and the corresponding definition in D.2.1 through D.4 occur, the definition in D.2.1 through D.4 shall take precedence.

Delete the rest of the text of D.4.5, and insert the following text:

```
LLDP-EXT-DOT1-V2-MIB DEFINITIONS ::= BEGIN

IMPORTS
    MODULE-IDENTITY,
    OBJECT-TYPE,
    Unsigned32
        FROM SNMPv2-SMI
    TruthValue,
    TEXTUAL-CONVENTION
        FROM SNMPv2-TC
    SnmpAdminString
        FROM SNMP-FRAMEWORK-MIB
    MODULE-COMPLIANCE,
    OBJECT-GROUP
        FROM SNMPv2-CONF
    ifGeneralInformationGroup
        FROM IF-MIB
    lldpV2Extensions,
    lldpV2LocPortIfIndex,
    lldpV2RemTimeMark,
    lldpV2RemLocalIfIndex,
    lldpV2RemLocalDestMACAddress,
    lldpV2RemIndex,
    lldpV2PortConfigEntry
        FROM LLDP-V2-MIB
    VlanId
        FROM Q-BRIDGE-MIB
    LldpV2LinkAggStatusMap
        FROM LLDP-V2-TC-MIB
    IEEE8021PriorityValue
        FROM IEEE8021-TC-MIB;

lldpV2Xdot1MIB MODULE-IDENTITY
    LAST-UPDATED "201103250000Z" -- March 25, 2011
    ORGANIZATION "IEEE 802.1 Working Group"
    CONTACT-INFO
        "WG-URL: http://grouper.ieee.org/groups/802/1/index.html
        WG-EMail: STDS-802-1-L@LISTSERV.IEEE.ORG

        Contact: Tony Jeffree
        Postal: C/O IEEE 802.1 Working Group
                IEEE Standards Association
                445 Hoes Lane
                P.O. Box 1331
                Piscataway
                NJ 08855-1331
```


USA

E-mail: STDS-802-1-L@LISTSERV.IEEE.ORG"

DESCRIPTION

"The LLDP Management Information Base extension module for IEEE 802.1 organizationally defined discovery information.

In order to assure the uniqueness of the LLDP-V2-MIB, lldpV2Xdot1MIB is branched from lldpV2Extensions using an Organizationally Unique Identifier (OUI) value as the node. An OUI is a 24 bit globally unique number assigned by the IEEE Registration Authority - see:

<http://standards.ieee.org/develop/regauth/oui/index.html>

Unless otherwise indicated, the references in this MIB module are to IEEE Std 802.1Q-2011.

Copyright (C) IEEE (2011). This version of this MIB module is published as Annex D.4.5 of IEEE Std 802.1Qaz-2011; see the standard itself for full legal notices."

REVISION "201103250000Z" -- March 25, 2011

DESCRIPTION

"Published as part of IEEE Std 802.1Qaz-2011. Adds the DCBX objects to the MIB module"

REVISION "201103230000Z" -- March 23, 2011

DESCRIPTION

"Published as part of IEEE Std 802.1Q-2011 revision. This revision contains changes associated with relocating the extension MIB from IEEE Std 802.1AB to IEEE Std 802.1Q, minor tweaks to the text of the DESCRIPTION statement above to fix references to IEEE Std 802.1Q, updating of references to refer to Annex D, and addition of object definitions for Congestion Notification TLVs and corresponding compliance statements."

REVISION "200906080000Z" -- June 08, 2009

DESCRIPTION

"Published as part of IEEE Std 802.1AB-2009 revision. This revision incorporated changes to the MIB to support the use of LLDP with multiple destination MAC addresses, and to import the Link Aggregation TLV from the 802.3 extension MIB"

-- OUI for IEEE 802.1 is 32962 (00-80-C2)
 ::= { lldpV2Extensions 32962 }


```
--
-- Organizationally Defined Information Extension - IEEE 802.1
-- Definitions to support the basicSet TLV set (Table D-1)
--
-----
-----

lldpV2Xdot1Objects    OBJECT IDENTIFIER ::= { lldpV2Xdot1MIB 1 }

-- LLDP IEEE 802.1 extension MIB groups
lldpV2Xdot1Config     OBJECT IDENTIFIER ::= { lldpV2Xdot1Objects 1 }
lldpV2Xdot1LocalData  OBJECT IDENTIFIER ::= { lldpV2Xdot1Objects 2 }
lldpV2Xdot1RemoteData OBJECT IDENTIFIER ::= { lldpV2Xdot1Objects 3 }

-----

-- IEEE 802.1 - Configuration for the basicSet TLV set
-----

--
-- lldpV2Xdot1ConfigPortVlanTable : configure the transmission of the
--                                 Port VLAN-ID TLVs on set of ports.
--
--

lldpV2Xdot1ConfigPortVlanTable OBJECT-TYPE
    SYNTAX      SEQUENCE OF LldpV2Xdot1ConfigPortVlanEntry
    MAX-ACCESS  not-accessible
    STATUS      current
    DESCRIPTION
        "A table that controls selection of LLDP Port VLAN-ID TLVs
         to be transmitted on individual ports."
    ::= { lldpV2Xdot1Config 1 }

lldpV2Xdot1ConfigPortVlanEntry OBJECT-TYPE
    SYNTAX      LldpV2Xdot1ConfigPortVlanEntry
    MAX-ACCESS  not-accessible
    STATUS      current
    DESCRIPTION
        "LLDP configuration information that controls the
         transmission of IEEE 802.1 organizationally defined Port
         VLAN-ID TLV on LLDP transmission capable ports.

        This configuration object augments the
         lldpV2PortConfigEntry of the LLDP-MIB, therefore it is only
         present along with the port configuration defined by the
         associated lldpV2PortConfigEntry entry.

        Each active lldpConfigEntry is restored from non-volatile
         storage (along with the corresponding
         lldpV2PortConfigEntry) after a re-initialization of the
         management system."
    AUGMENTS { lldpV2PortConfigEntry }
    ::= { lldpV2Xdot1ConfigPortVlanTable 1 }

LldpV2Xdot1ConfigPortVlanEntry ::= SEQUENCE {
```

```

        lldpV2Xdot1ConfigPortVlanTxEnable TruthValue
    }

lldpV2Xdot1ConfigPortVlanTxEnable OBJECT-TYPE
    SYNTAX      TruthValue
    MAX-ACCESS  read-write
    STATUS      current
    DESCRIPTION
        "The lldpV2Xdot1ConfigPortVlanTxEnable, which is defined
        as a truth value and configured by the network management,
        determines whether the IEEE 802.1 organizationally defined
        port VLAN TLV transmission is allowed on a given LLDP
        transmission capable port.

        The value of this object is restored from non-volatile
        storage after a re-initialization of the management system."
    REFERENCE
        "9.1.2.1 of IEEE Std 802.1AB"
    DEFVAL     { false }
    ::= { lldpV2Xdot1ConfigPortVlanEntry 1 }

--
-- lldpV2Xdot1ConfigVlanNameTable : configure the transmission of the
--                               VLAN name instances on set of ports.
--

lldpV2Xdot1ConfigVlanNameTable OBJECT-TYPE
    SYNTAX      SEQUENCE OF LldpV2Xdot1ConfigVlanNameEntry
    MAX-ACCESS  not-accessible
    STATUS      current
    DESCRIPTION
        "The table that controls selection of LLDP VLAN name TLV
        instances to be transmitted on individual ports."
    ::= { lldpV2Xdot1Config 2 }

lldpV2Xdot1ConfigVlanNameEntry OBJECT-TYPE
    SYNTAX      LldpV2Xdot1ConfigVlanNameEntry
    MAX-ACCESS  not-accessible
    STATUS      current
    DESCRIPTION
        "LLDP configuration information that specifies the set of
        ports (represented as a PortList) on which the Local System
        VLAN name instance is transmitted.

        This configuration object augments the lldpV2LocVlanEntry,
        therefore it is only present along with the VLAN Name
        instance contained in the associated lldpV2LocVlanNameEntry
        entry.

        Each active lldpV2Xdot1ConfigVlanNameEntry is restored
        from non-volatile storage (along with the corresponding
        lldpV2Xdot1LocVlanNameEntry) after a re-initialization of
        the management system."

```

```
AUGMENTS { lldpV2Xdot1LocVlanNameEntry }  
 ::= { lldpV2Xdot1ConfigVlanNameTable 1 }
```

```
LldpV2Xdot1ConfigVlanNameEntry ::= SEQUENCE {  
    lldpV2Xdot1ConfigVlanNameTxEnable TruthValue  
}
```

```
lldpV2Xdot1ConfigVlanNameTxEnable OBJECT-TYPE  
    SYNTAX      TruthValue  
    MAX-ACCESS  read-write  
    STATUS      current  
    DESCRIPTION  
        "The boolean value that indicates whether the corresponding  
        Local System VLAN name instance is transmitted on the  
        port defined by the given lldpV2Xdot1LocVlanNameEntry.  
  
        The value of this object is restored from non-volatile  
        storage after a re-initialization of the management  
        system."  
    REFERENCE  
        "9.1.2.1 of IEEE Std 802.1AB"  
    DEFVAL     { false }  
    ::= { lldpV2Xdot1ConfigVlanNameEntry 1 }
```

```
--  
-- lldpV2Xdot1ConfigProtoVlanTable : configure the transmission of the  
--                                 protocol VLAN instances on set  
--                                 of ports.  
--
```

```
lldpV2Xdot1ConfigProtoVlanTable OBJECT-TYPE  
    SYNTAX      SEQUENCE OF LldpV2Xdot1ConfigProtoVlanEntry  
    MAX-ACCESS  not-accessible  
    STATUS      current  
    DESCRIPTION  
        "The table that controls selection of LLDP Port and  
        Protocol VLAN ID TLV instances to be transmitted on  
        individual ports."  
    ::= { lldpV2Xdot1Config 3 }
```

```
lldpV2Xdot1ConfigProtoVlanEntry OBJECT-TYPE  
    SYNTAX      LldpV2Xdot1ConfigProtoVlanEntry  
    MAX-ACCESS  not-accessible  
    STATUS      current  
    DESCRIPTION  
        "LLDP configuration information that specifies the set of  
        ports (represented as a PortList) on which the Local System  
        Protocol VLAN instance is transmitted.  
  
        This configuration object augments the  
        lldpV2Xdot1LocVlanEntry, therefore it is only present along
```

with the Port and Protocol VLAN ID instance contained in the associated lldpV2Xdot1LocVlanEntry entry.

Each active lldpV2Xdot1ConfigProtoVlanEntry is restored from non-volatile storage (along with the corresponding lldpV2Xdot1LocProtoVlanEntry) after a re-initialization of the management system."

```
AUGMENTS { lldpV2Xdot1LocProtoVlanEntry }
 ::= { lldpV2Xdot1ConfigProtoVlanTable 1 }
```

```
LldpV2Xdot1ConfigProtoVlanEntry ::= SEQUENCE {
    lldpV2Xdot1ConfigProtoVlanTxEnable TruthValue
}
```

```
lldpV2Xdot1ConfigProtoVlanTxEnable OBJECT-TYPE
    SYNTAX          TruthValue
    MAX-ACCESS      read-write
    STATUS          current
    DESCRIPTION
        "The boolean value that indicates whether the corresponding
        Local System Port and Protocol VLAN instance is
        transmitted on the port defined by the given
        lldpV2Xdot1LocProtoVlanEntry.

        The value of this object is restored from non-volatile
        storage after a re-initialization of the management system."
    REFERENCE
        "9.1.2.1 of IEEE Std 802.1AB"
    DEFVAL          { false }
    ::= { lldpV2Xdot1ConfigProtoVlanEntry 1 }
```

```
--
-- lldpV2Xdot1ConfigProtocolTable : configure the transmission of the
--                                 protocol instances on set
--                                 of ports.
--
```

```
lldpV2Xdot1ConfigProtocolTable OBJECT-TYPE
    SYNTAX          SEQUENCE OF LldpV2Xdot1ConfigProtocolEntry
    MAX-ACCESS      not-accessible
    STATUS          current
    DESCRIPTION
        "The table that controls selection of LLDP Protocol
        TLV instances to be transmitted on individual ports."
    ::= { lldpV2Xdot1Config 4 }
```

```
lldpV2Xdot1ConfigProtocolEntry OBJECT-TYPE
    SYNTAX          LldpV2Xdot1ConfigProtocolEntry
    MAX-ACCESS      not-accessible
    STATUS          current
    DESCRIPTION
```

"LLDP configuration information that specifies the set of ports (represented as a PortList) on which the Local System Protocol instance is transmitted.

This configuration object augments the `lldpV2Xdot1LocProtoEntry`, therefore it is only present along with the Protocol instance contained in the associated `lldpV2Xdot1LocProtoEntry` entry.

Each active `lldpV2Xdot1ConfigProtocolEntry` is restored from non-volatile storage (along with the corresponding `lldpV2Xdot1LocProtocolEntry`) after a re-initialization of the management system."

```
AUGMENTS { lldpV2Xdot1LocProtocolEntry }  
::= { lldpV2Xdot1ConfigProtocolTable 1 }
```

```
LldpV2Xdot1ConfigProtocolEntry ::= SEQUENCE {  
    lldpV2Xdot1ConfigProtocolTxEnable TruthValue  
}
```

```
lldpV2Xdot1ConfigProtocolTxEnable OBJECT-TYPE
```

```
SYNTAX TruthValue
```

```
MAX-ACCESS read-write
```

```
STATUS current
```

```
DESCRIPTION
```

"The boolean value that indicates whether the corresponding Local System Protocol Identity instance is transmitted on the port defined by the given `lldpV2Xdot1LocProtocolEntry`.

The value of this object is restored from non-volatile storage after a re-initialization of the management system."

```
REFERENCE
```

"9.1.2.1 of IEEE Std 802.1AB"

```
DEFVAL { false }
```

```
::= { lldpV2Xdot1ConfigProtocolEntry 1 }
```

```
--
```

```
-- lldpV2Xdot1ConfigVidUsageDigestTable: configure the transmission  
-- of the VID Usage Digest TLVs on set of ports.
```

```
--
```

```
lldpV2Xdot1ConfigVidUsageDigestTable OBJECT-TYPE
```

```
SYNTAX SEQUENCE OF LldpV2Xdot1ConfigVidUsageDigestEntry
```

```
MAX-ACCESS not-accessible
```

```
STATUS current
```

```
DESCRIPTION
```

"A table that controls selection of LLDP VID Usage Digest TLVs to be transmitted on individual ports."

```
::= { lldpV2Xdot1Config 5 }
```

```
lldpV2Xdot1ConfigVidUsageDigestEntry OBJECT-TYPE
```

```
SYNTAX LldpV2Xdot1ConfigVidUsageDigestEntry
```

```

MAX-ACCESS not-accessible
STATUS current
DESCRIPTION
    "LLDP configuration information that specifies the set of
    ports (represented as a PortList) on which the local
    system VID Usage Digest instance will be transmitted.
    This configuration object augments the
    lldpLocVidUsageDigestEntry, therefore it is only present
    along with the VID Usage Digest instance
    contained in the associated lldpV2Xdot1LocVidUsageDigestEntry
    entry. Each active lldpConfigVidUsageDigestEntry must be
    restored from non-volatile storage and re-created (along with
    the corresponding lldpV2Xdot1LocVidUsageDigestEntry) after
    a re-initialization of the management system."
    AUGMENTS { lldpV2Xdot1LocVidUsageDigestEntry }
 ::= { lldpV2Xdot1ConfigVidUsageDigestTable 1 }

lldpV2Xdot1ConfigVidUsageDigestEntry ::= SEQUENCE {
    lldpV2Xdot1ConfigVidUsageDigestTxEnable TruthValue
}

lldpV2Xdot1ConfigVidUsageDigestTxEnable OBJECT-TYPE
    SYNTAX TruthValue
    MAX-ACCESS read-write
    STATUS current
    DESCRIPTION
        "The boolean value that indicates whether the corresponding
        Local System VID Usage Digest instance will be transmitted
        on the port defined by the given
        lldpV2Xdot1LocVidUsageDigestEntry. The value of this object
        must be restored from non-volatile storage after a
        reinitialization of the management system."
    REFERENCE
        "9.1.2.1 of IEEE Std 802.1AB"
    DEFVAL { false }
 ::= { lldpV2Xdot1ConfigVidUsageDigestEntry 1 }

--
-- lldpV2Xdot1ConfigManVidTable : configure the transmission of the
-- Management VID TLVs on set of ports.
--
lldpV2Xdot1ConfigManVidTable OBJECT-TYPE
    SYNTAX SEQUENCE OF LldpV2Xdot1ConfigManVidEntry
    MAX-ACCESS not-accessible
    STATUS current
    DESCRIPTION
        "A table that controls selection of LLDP Management VID
        TLVs to be transmitted on individual ports."
 ::= { lldpV2Xdot1Config 6 }

lldpV2Xdot1ConfigManVidEntry OBJECT-TYPE
    SYNTAX LldpV2Xdot1ConfigManVidEntry
    MAX-ACCESS not-accessible

```

```

STATUS current
DESCRIPTION
    "LLDP configuration information that specifies the set of
    port/destination address pairs on which the Local
    System Management VID will be transmitted.
    This configuration object augments the
    lldpV2Xdot1LocManVidEntry, therefore it is
    only present along with the Management VID contained
    in the associated lldpV2Xdot1LocManVidEntry entry.
    Each active lldpV2Xdot1ConfigManVidEntry must be
    restored from non-volatile storage (along with the
    corresponding lldpV2Xdot1LocManVidEntry) after a
    re-initialization of the management system."
    AUGMENTS { lldpV2Xdot1LocManVidEntry }
 ::= { lldpV2Xdot1ConfigManVidTable 1 }

LldpV2Xdot1ConfigManVidEntry ::= SEQUENCE {
    lldpV2Xdot1ConfigManVidTxEnable TruthValue
}

lldpV2Xdot1ConfigManVidTxEnable OBJECT-TYPE
    SYNTAX TruthValue
    MAX-ACCESS read-write
    STATUS current
    DESCRIPTION
        "The lldpV2Xdot1ConfigManVidTxEnable, which is defined as a
        truth value and configured by the network management,
        determines whether the IEEE 802.1 organizationally
        defined Management VID TLV transmission is allowed on a given
        LLDP transmission capable port.
        The value of this object must be restored from
        non-volatile storage after a re-initialization of the
        management system."
    REFERENCE
        "9.1.2.1 of IEEE Std 802.1AB"
    DEFVAL { false }
 ::= { lldpV2Xdot1ConfigManVidEntry 1 }

-----
-- IEEE 802.1 - Local System Information
-----

--
-- lldpV2Xdot1LocTable - indexed by ifIndex.
--

lldpV2Xdot1LocTable OBJECT-TYPE
    SYNTAX SEQUENCE OF LldpV2Xdot1LocEntry
    MAX-ACCESS not-accessible
    STATUS current
    DESCRIPTION
        "This table contains one row per port for IEEE 802.1
        organizationally defined LLDP extension on the local system

```



```

        known to this agent."
 ::= { lldpV2Xdot1LocalData 1 }

lldpV2Xdot1LocEntry OBJECT-TYPE
SYNTAX      LldpV2Xdot1LocEntry
MAX-ACCESS  not-accessible
STATUS      current
DESCRIPTION
    "Information about IEEE 802.1 organizationally defined
    LLDP extension."
INDEX       { lldpV2LocPortIfIndex }
 ::= { lldpV2Xdot1LocTable 1 }

LldpV2Xdot1LocEntry ::= SEQUENCE {
    lldpV2Xdot1LocPortVlanId      Unsigned32
}

lldpV2Xdot1LocPortVlanId OBJECT-TYPE
SYNTAX      Unsigned32(0|1..4094)
MAX-ACCESS  read-only
STATUS      current
DESCRIPTION
    "The integer value used to identify the port's VLAN
    identifier associated with the local system.  A value
    of zero shall be used if the system either does not know
    the PVID or does
    not support port-based VLAN operation."
REFERENCE
    "D.2.1.1"
 ::= { lldpV2Xdot1LocEntry 1 }

--
-- lldpV2Xdot1LocProtoVlanTable: Port and Protocol VLAN information
-- re-indexed by ifIndex.
--

lldpV2Xdot1LocProtoVlanTable OBJECT-TYPE
SYNTAX      SEQUENCE OF LldpV2Xdot1LocProtoVlanEntry
MAX-ACCESS  not-accessible
STATUS      current
DESCRIPTION
    "This table contains one or more rows per Port and Protocol
    VLAN information about the local system."
 ::= { lldpV2Xdot1LocalData 2 }

lldpV2Xdot1LocProtoVlanEntry OBJECT-TYPE
SYNTAX      LldpV2Xdot1LocProtoVlanEntry
MAX-ACCESS  not-accessible
STATUS      current
DESCRIPTION
    "Port and protocol VLAN ID Information about a particular
    port component.  There may be multiple port and protocol

```

```

        VLANs, identified by a particular
        lldpV2Xdot1LocProtoVlanId, configured on the given port."
INDEX   { lldpV2LocPortIfIndex,
          lldpV2Xdot1LocProtoVlanId }
 ::= { lldpV2Xdot1LocProtoVlanTable 1 }

LldpV2Xdot1LocProtoVlanEntry ::= SEQUENCE {
    lldpV2Xdot1LocProtoVlanId      Unsigned32,
    lldpV2Xdot1LocProtoVlanSupported TruthValue,
    lldpV2Xdot1LocProtoVlanEnabled TruthValue
}

lldpV2Xdot1LocProtoVlanId OBJECT-TYPE
SYNTAX      Unsigned32(0|1..4094)
MAX-ACCESS  not-accessible
STATUS      current
DESCRIPTION
    "The integer value used to identify the port and protocol
    VLANs associated with the given port associated with the
    local system. A value of zero shall be used if the system
    either does not know the protocol VLAN ID (PPVID) or does
    not support port and protocol VLAN operation."
REFERENCE
    "D.2.2.2"
 ::= { lldpV2Xdot1LocProtoVlanEntry 1 }

lldpV2Xdot1LocProtoVlanSupported OBJECT-TYPE
SYNTAX      TruthValue
MAX-ACCESS  read-only
STATUS      current
DESCRIPTION
    "The truth value used to indicate whether the given port
    (associated with the local system) supports port and
    protocol VLANs."
REFERENCE
    "D.2.2.1"
 ::= { lldpV2Xdot1LocProtoVlanEntry 2 }

lldpV2Xdot1LocProtoVlanEnabled OBJECT-TYPE
SYNTAX      TruthValue
MAX-ACCESS  read-only
STATUS      current
DESCRIPTION
    "The truth value used to indicate whether the port and
    protocol VLANs are enabled on the given port associated
    with the local system."
REFERENCE
    "D.2.2.1"
 ::= { lldpV2Xdot1LocProtoVlanEntry 3 }

--
-- lldpV2Xdot1LocVlanNameTable : VLAN name information about the local

```

```

-- system indexed by ifIndex.
--

lldpV2Xdot1LocVlanNameTable OBJECT-TYPE
    SYNTAX      SEQUENCE OF LldpV2Xdot1LocVlanNameEntry
    MAX-ACCESS  not-accessible
    STATUS      current
    DESCRIPTION
        "This table contains one or more rows per IEEE 802.1Q VLAN
        name information on the local system known to this agent."
    ::= { lldpV2Xdot1LocalData 3 }

lldpV2Xdot1LocVlanNameEntry OBJECT-TYPE
    SYNTAX      LldpV2Xdot1LocVlanNameEntry
    MAX-ACCESS  not-accessible
    STATUS      current
    DESCRIPTION
        "VLAN name Information about a particular port component.
        There may be multiple VLANs, identified by a particular
        lldpV2Xdot1LocVlanId, configured on the given port."
    INDEX      { lldpV2LocPortIfIndex,
                 lldpV2Xdot1LocVlanId }
    ::= { lldpV2Xdot1LocVlanNameTable 1 }

LldpV2Xdot1LocVlanNameEntry ::= SEQUENCE {
    lldpV2Xdot1LocVlanId          VlanId,
    lldpV2Xdot1LocVlanName       SnmpAdminString
}

lldpV2Xdot1LocVlanId OBJECT-TYPE
    SYNTAX      VlanId
    MAX-ACCESS  not-accessible
    STATUS      current
    DESCRIPTION
        "The integer value used to identify the IEEE 802.1Q
        VLAN IDs with which the given port is compatible."
    REFERENCE
        "D.2.3.2"
    ::= { lldpV2Xdot1LocVlanNameEntry 1 }

lldpV2Xdot1LocVlanName OBJECT-TYPE
    SYNTAX      SnmpAdminString (SIZE(1..32))
    MAX-ACCESS  read-only
    STATUS      current
    DESCRIPTION
        "The string value used to identify VLAN name identified
        by the Vlan Id associated with the given port on the
        local system.

        This object should contain the value of the
        dot1QVLANStaticName object (defined in IETF RFC 4363)
        identified with the given lldpV2Xdot1LocVlanId."
    REFERENCE
        "D.2.3.4"

```

```
 ::= { lldpV2Xdot1LocVlanNameEntry 2 }

--
-- lldpV2Xdot1LocProtocolTable : Protocol Identity information
-- re-indexed by ifIndex and destination address
--

lldpV2Xdot1LocProtocolTable OBJECT-TYPE
    SYNTAX      SEQUENCE OF LldpV2Xdot1LocProtocolEntry
    MAX-ACCESS  not-accessible
    STATUS      current
    DESCRIPTION
        "This table contains one or more rows per protocol identity
        information on the local system known to this agent."
    REFERENCE
        "D.2.4"
    ::= { lldpV2Xdot1LocalData 4 }

lldpV2Xdot1LocProtocolEntry OBJECT-TYPE
    SYNTAX      LldpV2Xdot1LocProtocolEntry
    MAX-ACCESS  not-accessible
    STATUS      current
    DESCRIPTION
        "Information about particular protocols that are accessible
        through the given port component.

        There may be multiple protocols, identified by particular
        lldpV2Xdot1ProtocolIndex, lldpV2LocPortIfIndex"
    REFERENCE
        "D.2.4"
    INDEX      { lldpV2LocPortIfIndex,
                lldpV2Xdot1LocProtocolIndex }
    ::= { lldpV2Xdot1LocProtocolTable 1 }

LldpV2Xdot1LocProtocolEntry ::= SEQUENCE {
    lldpV2Xdot1LocProtocolIndex Unsigned32,
    lldpV2Xdot1LocProtocolId   OCTET STRING
}

lldpV2Xdot1LocProtocolIndex OBJECT-TYPE
    SYNTAX      Unsigned32 (1..2147483647)
    MAX-ACCESS  not-accessible
    STATUS      current
    DESCRIPTION
        "This object represents an arbitrary local integer value
        used by this agent to identify a particular protocol
        identity."
    ::= { lldpV2Xdot1LocProtocolEntry 1 }

lldpV2Xdot1LocProtocolId OBJECT-TYPE
    SYNTAX      OCTET STRING (SIZE (1..255))
```

```

MAX-ACCESS read-only
STATUS current
DESCRIPTION
    "The octet string value used to identify the protocols
    associated with the given port of the local system."
REFERENCE
    "D.2.4.3"
 ::= { lldpV2Xdot1LocProtocolEntry 2 }

--
-- lldpV2Xdot1LocVidUsageDigestTable: Table of hash values of
-- system VID Usage Table transmitted
-- via VID Usage Digest TLV.
--

lldpV2Xdot1LocVidUsageDigestTable OBJECT-TYPE
    SYNTAX SEQUENCE OF LldpV2Xdot1LocVidUsageDigestEntry
    MAX-ACCESS not-accessible
    STATUS current
    DESCRIPTION
        "This table contains one row per ifIndex/
        destination MAC address pair for usage digest
        information on the local system known to this agent."
    REFERENCE
        "D.2.5"
    ::= { lldpV2Xdot1LocalData 5 }

lldpV2Xdot1LocVidUsageDigestEntry OBJECT-TYPE
    SYNTAX LldpV2Xdot1LocVidUsageDigestEntry
    MAX-ACCESS not-accessible
    STATUS current
    DESCRIPTION
        "Usage digest information to be transmitted
        through the given port."
    REFERENCE
        "D.2.5"
    INDEX { lldpV2LocPortIfIndex }
    ::= { lldpV2Xdot1LocVidUsageDigestTable 1 }

LldpV2Xdot1LocVidUsageDigestEntry ::= SEQUENCE {
    lldpV2Xdot1LocVidUsageDigest Unsigned32
}

lldpV2Xdot1LocVidUsageDigest OBJECT-TYPE
    SYNTAX Unsigned32
    MAX-ACCESS read-only
    STATUS current
    DESCRIPTION
        "The integer value obtained by applying the CRC32 function
        to the 128-octet VID Usage Table. A bit of the VID Usage
        Table contains the value PBB-TE-USAGE (binary 1) if the
        corresponding element of the MST Configuration Table

```

```
(IEEE Std 802.1Q 8.9.1) contains the value PBB-TE MSTID
(hex FFE) and otherwise contains the value NON-PBB-TE-USAGE
(binary 0)."
```

REFERENCE

```
"D.2.5.1"
 ::= { lldpV2Xdot1LocVidUsageDigestEntry 1 }

--
-- lldpV2Xdot1LocManVidTable: Table of values configured on the Local
-- system for the Management VID, or the value 0 if a Management VID
-- has not been provisioned.
--
```

lldpV2Xdot1LocManVidTable OBJECT-TYPE

```
SYNTAX      SEQUENCE OF LldpV2Xdot1LocManVidEntry
MAX-ACCESS  not-accessible
STATUS      current
DESCRIPTION
    "This table contains one row per ifIndex/
    destination MAC address pair for usage digest
    information on the local system known to this agent."
REFERENCE
    "D.2.6"
 ::= { lldpV2Xdot1LocalData 6 }
```

lldpV2Xdot1LocManVidEntry OBJECT-TYPE

```
SYNTAX      LldpV2Xdot1LocManVidEntry
MAX-ACCESS  not-accessible
STATUS      current
DESCRIPTION
    "Usage digest information to be transmitted
    through the given port."
REFERENCE
    "D.2.6"
INDEX      { lldpV2LocPortIfIndex }
 ::= { lldpV2Xdot1LocManVidTable 1 }
```

LldpV2Xdot1LocManVidEntry ::= SEQUENCE {

```
    lldpV2Xdot1LocManVid Unsigned32
}
```

lldpV2Xdot1LocManVid OBJECT-TYPE

```
SYNTAX      Unsigned32 (0|1..4094)
MAX-ACCESS  read-only
STATUS      current
DESCRIPTION
    "The integer value configured on the Local system for
    the Management VID, or
    the value 0 if a Management VID has not been provisioned."
REFERENCE
    "D.2.6.1"
 ::= { lldpV2Xdot1LocManVidEntry 1 }
```

```

-----
-- IEEE 802.1 - Local System Information - Link Aggregation
-----

---
---
--- lldpV2Xdot1LocLinkAggTable: Link Aggregation Information Table
---
---
lldpV2Xdot1LocLinkAggTable OBJECT-TYPE
    SYNTAX      SEQUENCE OF LldpV2Xdot1LocLinkAggEntry
    MAX-ACCESS  not-accessible
    STATUS      current
    DESCRIPTION
        "This table contains one row per port of link aggregation
        information (as a part of the LLDP 802.1 organizational
        extension) on the local system known to this agent."
    ::= { lldpV2Xdot1LocalData 7 }

lldpV2Xdot1LocLinkAggEntry OBJECT-TYPE
    SYNTAX      LldpV2Xdot1LocLinkAggEntry
    MAX-ACCESS  not-accessible
    STATUS      current
    DESCRIPTION
        "Link Aggregation information about a particular port
        component."
    INDEX      { lldpV2LocPortIfIndex }
    ::= { lldpV2Xdot1LocLinkAggTable 1 }

LldpV2Xdot1LocLinkAggEntry ::= SEQUENCE {
    lldpV2Xdot1LocLinkAggStatus      LldpV2LinkAggStatusMap,
    lldpV2Xdot1LocLinkAggPortId      Unsigned32
}

lldpV2Xdot1LocLinkAggStatus OBJECT-TYPE
    SYNTAX      LldpV2LinkAggStatusMap
    MAX-ACCESS  read-only
    STATUS      current
    DESCRIPTION
        "The bitmap value contains the link aggregation
        capabilities and the current aggregation status of the
        link."
    REFERENCE
        "D.2.7.1"
    ::= { lldpV2Xdot1LocLinkAggEntry 1 }

lldpV2Xdot1LocLinkAggPortId OBJECT-TYPE
    SYNTAX      Unsigned32 (0|1..2147483647)
    MAX-ACCESS  read-only
    STATUS      current
    DESCRIPTION
        "This object contains the IEEE 802.1 aggregated port
        identifier, aAggPortID (IEEE Std 802.1AX, 6.3.2.1.1),
        derived from the ifNumber of the ifIndex for the port

```

component in link aggregation.

If the port is not in link aggregation state and/or it does not support link aggregation, this value should be set to zero."

REFERENCE

"D.2.7.1"

::= { lldpV2Xdot1LocLinkAggEntry 2 }

-- IEEE 802.1 - Remote System Information

--
-- lldpV2Xdot1RemTable - re-indexed for ifIndex and destination MAC
-- address

lldpV2Xdot1RemTable OBJECT-TYPE

SYNTAX SEQUENCE OF LldpV2Xdot1RemEntry

MAX-ACCESS not-accessible

STATUS current

DESCRIPTION

"This table contains one or more rows per physical network connection known to this agent. The agent may wish to ensure that only one lldpV2Xdot1RemEntry is present for each local port, or it may choose to maintain multiple lldpV2Xdot1RemEntries for the same local port."

::= { lldpV2Xdot1RemoteData 1 }

lldpV2Xdot1RemEntry OBJECT-TYPE

SYNTAX LldpV2Xdot1RemEntry

MAX-ACCESS not-accessible

STATUS current

DESCRIPTION

"Information about a particular port component."

INDEX { lldpV2RemTimeMark,
lldpV2RemLocalIfIndex,
lldpV2RemLocalDestMACAddress,
lldpV2RemIndex }

::= { lldpV2Xdot1RemTable 1 }

LldpV2Xdot1RemEntry ::= SEQUENCE {

lldpV2Xdot1RemPortVlanId Unsigned32

}

lldpV2Xdot1RemPortVlanId OBJECT-TYPE

SYNTAX Unsigned32 (0|1..4094)

MAX-ACCESS read-only

STATUS current

DESCRIPTION

"The integer value used to identify the port's VLAN identifier associated with the remote system. if the

remote system either does not know the PVID or does not support port-based VLAN operation, the value of lldpV2Xdot1RemPortVlanId should be zero."

REFERENCE

"D.2.1.1"

```
::= { lldpV2Xdot1RemEntry 1 }
```

--

-- lldpV2Xdot1RemProtoVlanTable - re-indexed by ifIndex and

-- destination MAC address

--

lldpV2Xdot1RemProtoVlanTable OBJECT-TYPE

SYNTAX SEQUENCE OF LldpV2Xdot1RemProtoVlanEntry

MAX-ACCESS not-accessible

STATUS current

DESCRIPTION

"This table contains one or more rows per Port and Protocol VLAN information about the remote system, received on the given port."

```
::= { lldpV2Xdot1RemoteData 2 }
```

lldpV2Xdot1RemProtoVlanEntry OBJECT-TYPE

SYNTAX LldpV2Xdot1RemProtoVlanEntry

MAX-ACCESS not-accessible

STATUS current

DESCRIPTION

"Port and protocol VLAN name Information about a particular port component. There may be multiple protocol VLANs, identified by a particular lldpV2Xdot1RemProtoVlanId, configured on the remote system."

```
INDEX { lldpV2RemTimeMark,
        lldpV2RemLocalIfIndex,
        lldpV2RemLocalDestMACAddress,
        lldpV2RemIndex,
        lldpV2Xdot1RemProtoVlanId }
```

```
::= { lldpV2Xdot1RemProtoVlanTable 1 }
```

LldpV2Xdot1RemProtoVlanEntry ::= SEQUENCE {

lldpV2Xdot1RemProtoVlanId Unsigned32,

lldpV2Xdot1RemProtoVlanSupported TruthValue,

lldpV2Xdot1RemProtoVlanEnabled TruthValue

}

lldpV2Xdot1RemProtoVlanId OBJECT-TYPE

SYNTAX Unsigned32(0|1..4094)

MAX-ACCESS not-accessible

STATUS current

DESCRIPTION

"The integer value used to identify the port and protocol VLANs associated with the given port associated with the remote system."

If port and protocol VLANs are not supported on the given port associated with the remote system, or if the port is not enabled with any port and protocol VLAN, the value of `lldpV2Xdot1RemProtoVlanId` should be zero."

REFERENCE

"D.2.2.2"

::= { lldpV2Xdot1RemProtoVlanEntry 1 }

`lldpV2Xdot1RemProtoVlanSupported` OBJECT-TYPE

SYNTAX TruthValue

MAX-ACCESS read-only

STATUS current

DESCRIPTION

"The truth value used to indicate whether the given port (associated with the remote system) is capable of supporting port and protocol VLANs."

REFERENCE

"D.2.2.1"

::= { lldpV2Xdot1RemProtoVlanEntry 2 }

`lldpV2Xdot1RemProtoVlanEnabled` OBJECT-TYPE

SYNTAX TruthValue

MAX-ACCESS read-only

STATUS current

DESCRIPTION

"The truth value used to indicate whether the port and protocol VLANs are enabled on the given port associated with the remote system."

REFERENCE

"D.2.2.1"

::= { lldpV2Xdot1RemProtoVlanEntry 3 }

--

-- `lldpV2Xdot1RemVlanNameTable` : VLAN name information of the remote

--

systems

-- Re-indexed by `ifIndex` and destination MAC address

--

`lldpV2Xdot1RemVlanNameTable` OBJECT-TYPE

SYNTAX SEQUENCE OF `LldpV2Xdot1RemVlanNameEntry`

MAX-ACCESS not-accessible

STATUS current

DESCRIPTION

"This table contains one or more rows per IEEE 802.1Q VLAN name information about the remote system, received on the given port."

REFERENCE

"D.2.3"

::= { lldpV2Xdot1RemoteData 3 }

```

lldpV2Xdot1RemVlanNameEntry OBJECT-TYPE
    SYNTAX      LldpV2Xdot1RemVlanNameEntry
    MAX-ACCESS  not-accessible
    STATUS      current
    DESCRIPTION
        "VLAN name Information about a particular port component.
        There may be multiple VLANs, identified by a particular
        lldpV2Xdot1RemVlanId, received on the given port."
    INDEX       { lldpV2RemTimeMark,
                  lldpV2RemLocalIfIndex,
                  lldpV2RemLocalDestMACAddress,
                  lldpV2RemIndex,
                  lldpV2Xdot1RemVlanId }
    ::= { lldpV2Xdot1RemVlanNameTable 1 }

LldpV2Xdot1RemVlanNameEntry ::= SEQUENCE {
    lldpV2Xdot1RemVlanId      VlanId,
    lldpV2Xdot1RemVlanName   SnmpAdminString
}

lldpV2Xdot1RemVlanId OBJECT-TYPE
    SYNTAX      VlanId
    MAX-ACCESS  not-accessible
    STATUS      current
    DESCRIPTION
        "The integer value used to identify the IEEE 802.1Q
        VLAN IDs with which the given port of the remote system
        is compatible."
    REFERENCE
        "D.2.3.2"
    ::= { lldpV2Xdot1RemVlanNameEntry 1 }

lldpV2Xdot1RemVlanName OBJECT-TYPE
    SYNTAX      SnmpAdminString (SIZE(1..32))
    MAX-ACCESS  read-only
    STATUS      current
    DESCRIPTION
        "The string value used to identify VLAN name identified
        by the VLAN Id associated with the remote system."
    REFERENCE
        "D.2.3.4"
    ::= { lldpV2Xdot1RemVlanNameEntry 2 }

--
-- lldpV2Xdot1RemProtocolTable : Protocol information of the remote
-- systems Re-indexed by ifIndex and destination MAC address
--

lldpV2Xdot1RemProtocolTable OBJECT-TYPE
    SYNTAX      SEQUENCE OF LldpV2Xdot1RemProtocolEntry
    MAX-ACCESS  not-accessible

```

```
STATUS      current
DESCRIPTION
    "This table contains one or more rows per protocol
    information about the remote system, received on
    the given port."
 ::= { lldpV2Xdot1RemoteData 4 }

lldpV2Xdot1RemProtocolEntry OBJECT-TYPE
SYNTAX      LldpV2Xdot1RemProtocolEntry
MAX-ACCESS  not-accessible
STATUS      current
DESCRIPTION
    "Protocol information about a particular port component.
    There may be multiple protocols, identified by a particular
    lldpV2Xdot1ProtocolIndex, received on the given port."
INDEX       { lldpV2RemTimeMark,
              lldpV2RemLocalIfIndex,
              lldpV2RemLocalDestMACAddress,
              lldpV2RemIndex,
              lldpV2Xdot1RemProtocolIndex }
 ::= { lldpV2Xdot1RemProtocolTable 1 }

LldpV2Xdot1RemProtocolEntry ::= SEQUENCE {
    lldpV2Xdot1RemProtocolIndex  Unsigned32,
    lldpV2Xdot1RemProtocolId     OCTET STRING
}

lldpV2Xdot1RemProtocolIndex OBJECT-TYPE
SYNTAX      Unsigned32 (1..2147483647)
MAX-ACCESS  not-accessible
STATUS      current
DESCRIPTION
    "This object represents an arbitrary local integer value
    used by this agent to identify a particular protocol
    identity."
 ::= { lldpV2Xdot1RemProtocolEntry 1 }

lldpV2Xdot1RemProtocolId OBJECT-TYPE
SYNTAX      OCTET STRING (SIZE (1..255))
MAX-ACCESS  read-only
STATUS      current
DESCRIPTION
    "The octet string value used to identify the protocols
    associated with the given port of remote system."
REFERENCE
    "D.2.4.3"
 ::= { lldpV2Xdot1RemProtocolEntry 2 }

--
-- lldpV2Xdot1RemVidUsageDigestTable: Table of hash values of
-- system VID Usage Table received
-- via VID Usage Digest TLV.
```

--

```

lldpV2Xdot1RemVidUsageDigestTable OBJECT-TYPE
    SYNTAX      SEQUENCE OF LldpV2Xdot1RemVidUsageDigestEntry
    MAX-ACCESS  not-accessible
    STATUS      current
    DESCRIPTION
        "This table contains one row per ifIndex/
        destination MAC address pair for usage digest
        information received by the local system."
    REFERENCE
        "D.2.5"
    ::= { lldpV2Xdot1RemoteData 5 }

```

```

lldpV2Xdot1RemVidUsageDigestEntry OBJECT-TYPE
    SYNTAX      LldpV2Xdot1RemVidUsageDigestEntry
    MAX-ACCESS  not-accessible
    STATUS      current
    DESCRIPTION
        "Usage digest information received on
        the given port/destination address pair."
    REFERENCE
        "D.2.5"
    INDEX      { lldpV2RemTimeMark,
                 lldpV2RemLocalIfIndex,
                 lldpV2RemLocalDestMACAddress }
    ::= { lldpV2Xdot1RemVidUsageDigestTable 1 }

```

```

LldpV2Xdot1RemVidUsageDigestEntry ::= SEQUENCE {
    lldpV2Xdot1RemVidUsageDigest Unsigned32
}

```

```

lldpV2Xdot1RemVidUsageDigest OBJECT-TYPE
    SYNTAX      Unsigned32
    MAX-ACCESS  read-only
    STATUS      current
    DESCRIPTION
        "The integer value obtained by applying the CRC32 function
        to the 128-octet VID Usage Table. A bit of the VID Usage
        Table contains the value PBB-TE-USAGE (binary 1) if the
        corresponding element of the MST Configuration Table
        (IEEE Std 802.1Q 8.9.1) contains the value PBB-TE MSTID
        (hex FFE) and otherwise contains the value NON-PBB-TE-USAGE
        (binary 0)."

```

--

```

-- lldpV2Xdot1RemManVidTable: Table of values configured on remote
-- systems for the Management VID, or the value 0 if a Management
-- VID has not been provisioned.

```

--

```
lldpV2Xdot1RemManVidTable OBJECT-TYPE
    SYNTAX      SEQUENCE OF LldpV2Xdot1RemManVidEntry
    MAX-ACCESS  not-accessible
    STATUS      current
    DESCRIPTION
        "This table contains one row per ifIndex/
        destination MAC address pair for management VID
        information received from remote systems."
    REFERENCE
        "D.2.6"
    ::= { lldpV2Xdot1RemoteData 6 }
```

```
lldpV2Xdot1RemManVidEntry OBJECT-TYPE
    SYNTAX      LldpV2Xdot1RemManVidEntry
    MAX-ACCESS  not-accessible
    STATUS      current
    DESCRIPTION
        "Management VID information received
        through the given port/destination address pair."
    REFERENCE
        "D.2.6"
    INDEX      { lldpV2RemTimeMark,
                 lldpV2RemLocalIfIndex,
                 lldpV2RemLocalDestMACAddress }
    ::= { lldpV2Xdot1RemManVidTable 1 }
```

```
LldpV2Xdot1RemManVidEntry ::= SEQUENCE {
    lldpV2Xdot1RemManVid      Unsigned32
}
```

```
lldpV2Xdot1RemManVid OBJECT-TYPE
    SYNTAX      Unsigned32 (0|1..4094)
    MAX-ACCESS  read-only
    STATUS      current
    DESCRIPTION
        "The integer value configured on a system for
        the Management VID, or
        the value 0 if a Management VID has not been provisioned."
    REFERENCE
        "D.2.6.1"
    ::= { lldpV2Xdot1RemManVidEntry 1 }
```

-- Remote System Information - Link Aggregation

--- lldpV2Xdot1RemLinkAggTable: Link Aggregation Information Table

```

---
lldpV2Xdot1RemLinkAggTable OBJECT-TYPE
    SYNTAX      SEQUENCE OF LldpV2Xdot1RemLinkAggEntry
    MAX-ACCESS  not-accessible
    STATUS      current
    DESCRIPTION
        "This table contains port link aggregation information
        (as a part of the LLDP IEEE 802.1 organizational extension)
        of the remote system."
    ::= { lldpV2Xdot1RemoteData 7 }

lldpV2Xdot1RemLinkAggEntry OBJECT-TYPE
    SYNTAX      LldpV2Xdot1RemLinkAggEntry
    MAX-ACCESS  not-accessible
    STATUS      current
    DESCRIPTION
        "Link Aggregation information about remote system's port
        component."
    INDEX      { lldpV2RemTimeMark,
                lldpV2RemLocalIfIndex,
                lldpV2RemLocalDestMACAddress,
                lldpV2RemIndex }
    ::= { lldpV2Xdot1RemLinkAggTable 1 }

LldpV2Xdot1RemLinkAggEntry ::= SEQUENCE {
    lldpV2Xdot1RemLinkAggStatus      LldpV2LinkAggStatusMap,
    lldpV2Xdot1RemLinkAggPortId      Unsigned32
}

lldpV2Xdot1RemLinkAggStatus OBJECT-TYPE
    SYNTAX      LldpV2LinkAggStatusMap
    MAX-ACCESS  read-only
    STATUS      current
    DESCRIPTION
        "The bitmap value contains the link aggregation capabilities
        and the current aggregation status of the link."
    REFERENCE
        "D.2.7.1"
    ::= { lldpV2Xdot1RemLinkAggEntry 1 }

lldpV2Xdot1RemLinkAggPortId OBJECT-TYPE
    SYNTAX      Unsigned32 (0|1..2147483647)
    MAX-ACCESS  read-only
    STATUS      current
    DESCRIPTION
        "This object contains the IEEE 802.1 aggregated port
        identifier, aAggPortID (IEEE Std 802.1AX, 6.3.2.1.1),
        derived from the ifNumber of the ifIndex for the port
        component associated with the remote system.

        If the remote port is not in link aggregation state and/or
        it does not support link aggregation, this value should be
        zero."
    REFERENCE

```

```

        "D.2.7.1"
 ::= { lldpV2Xdot1RemLinkAggEntry 2 }

-----
-- Conformance Information for the basicSet TLV set
-----

lldpV2Xdot1Conformance
  OBJECT IDENTIFIER ::= { lldpV2Xdot1MIB 2 }
lldpV2Xdot1Compliances
  OBJECT IDENTIFIER ::= { lldpV2Xdot1Conformance 1 }
lldpV2Xdot1Groups
  OBJECT IDENTIFIER ::= { lldpV2Xdot1Conformance 2 }

-- compliance statements

lldpV2Xdot1TxRxCompliance MODULE-COMPLIANCE
  STATUS current
  DESCRIPTION
    "A compliance statement for SNMP entities that implement
    the IEEE 802.1 organizationally defined LLDP extension MIB.

    This group is mandatory for all agents that implement the
    LLDP 802.1 organizational extension in TX and/or RX mode
    for the basicSet TLV set.

    This version defines compliance requirements for
    V2 of the LLDP MIB."
  MODULE -- this module
    MANDATORY-GROUPS { lldpV2Xdot1ConfigGroup,
                       ifGeneralInformationGroup
    }
  ::= { lldpV2Xdot1Compliances 1 }

lldpV2Xdot1TxCompliance MODULE-COMPLIANCE
  STATUS current
  DESCRIPTION
    "A compliance statement for SNMP entities that implement
    the IEEE 802.1 organizationally defined LLDP extension MIB.

    This group is mandatory for agents that implement the
    LLDP 802.1 organizational extension in the RX mode
    for the basicSet TLV set.

    This version defines compliance requirements for
    V2 of the LLDP MIB."
  MODULE -- this module
    MANDATORY-GROUPS { lldpV2Xdot1LocSysGroup }
  ::= { lldpV2Xdot1Compliances 2 }

```



```

lldpV2Xdot1RxCompliance MODULE-COMPLIANCE
  STATUS current
  DESCRIPTION
    "A compliance statement for SNMP entities that implement
    the IEEE 802.1 organizationally defined LLDP extension MIB.

    This group is mandatory for agents that implement the
    LLDP 802.1 organizational extension in the RX mode
    for the basicSet TLV set.

    This version defines compliance requirements for
    V2 of the LLDP MIB."
  MODULE -- this module
    MANDATORY-GROUPS { lldpV2Xdot1RemSysGroup }

    ::= { lldpV2Xdot1Compliances 3 }

-- MIB groupings for the basicSet TLV set

lldpV2Xdot1ConfigGroup OBJECT-GROUP
  OBJECTS {
    lldpV2Xdot1ConfigPortVlanTxEnable,
    lldpV2Xdot1ConfigVlanNameTxEnable,
    lldpV2Xdot1ConfigProtoVlanTxEnable,
    lldpV2Xdot1ConfigProtocolTxEnable,
    lldpV2Xdot1ConfigVidUsageDigestTxEnable,
    lldpV2Xdot1ConfigManVidTxEnable
  }
  STATUS current
  DESCRIPTION
    "The collection of objects which are used to configure the
    IEEE 802.1 organizationally defined LLDP extension
    implementation behavior for the basicSet TLV set."
    ::= { lldpV2Xdot1Groups 1 }

lldpV2Xdot1LocSysGroup OBJECT-GROUP
  OBJECTS {
    lldpV2Xdot1LocPortVlanId,
    lldpV2Xdot1LocProtoVlanSupported,
    lldpV2Xdot1LocProtoVlanEnabled,
    lldpV2Xdot1LocVlanName,
    lldpV2Xdot1LocProtocolId,
    lldpV2Xdot1LocVidUsageDigest,
    lldpV2Xdot1LocManVid,
    lldpV2Xdot1LocLinkAggStatus,
    lldpV2Xdot1LocLinkAggPortId
  }
  STATUS current
  DESCRIPTION
    "The collection of objects which are used to represent
    IEEE 802.1 organizationally defined LLDP extension
    associated with the Local Device Information for the
    basicSet TLV set."
    ::= { lldpV2Xdot1Groups 2 }

```

```

lldpV2Xdot1RemSysGroup OBJECT-GROUP
  OBJECTS {
    lldpV2Xdot1RemPortVlanId,
    lldpV2Xdot1RemProtoVlanSupported,
    lldpV2Xdot1RemProtoVlanEnabled,
    lldpV2Xdot1RemVlanName,
    lldpV2Xdot1RemProtocolId,
    lldpV2Xdot1RemVidUsageDigest,
    lldpV2Xdot1RemManVid,
    lldpV2Xdot1RemLinkAggStatus,
    lldpV2Xdot1RemLinkAggPortId
  }
  STATUS current
  DESCRIPTION
    "The collection of objects which are used to represent LLDP
    802.1 organizational extension Remote Device Information
    for the basicSet TLV set."
  ::= { lldpV2Xdot1Groups 3 }

-----
--
-- Organizational Defined Information Extension - IEEE 802.1
-- Definitions to support the cnSet TLV set (Table D-1)
-- for Congestion Notification
--
-----

lldpXdot1CnMIB OBJECT IDENTIFIER ::= { lldpV2Xdot1MIB 3 }
lldpXdot1CnObjects OBJECT IDENTIFIER ::= { lldpXdot1CnMIB 1 }

-- CN 802.1 MIB Extension groups

lldpXdot1CnConfig OBJECT IDENTIFIER ::= { lldpXdot1CnObjects 1 }
lldpXdot1CnLocalData OBJECT IDENTIFIER ::= { lldpXdot1CnObjects 2 }
lldpXdot1CnRemoteData OBJECT IDENTIFIER ::= { lldpXdot1CnObjects 3 }

-----
-- Textual conventions for Congestion Notification
-----

LldpV2CnBitVector ::= TEXTUAL-CONVENTION
  STATUS current
  DESCRIPTION
    "This TC describes a bit vector used in the Congestion
    Notification objects. Each bit represents a Boolean status
    associated with a priority code point. A bit value of 0
    represents FALSE, 1 represents TRUE.

    The bit 'pri0status(0)' indicates the status for priority 0
    The bit 'pri1status(1)' indicates the status for priority 1
    The bit 'pri2status(2)' indicates the status for priority 2
  
```

The bit 'pri3status(3)' indicates the status for priority 3
 The bit 'pri4status(4)' indicates the status for priority 4
 The bit 'pri5status(5)' indicates the status for priority 5
 The bit 'pri6status(6)' indicates the status for priority 6
 The bit 'pri7status(7)' indicates the status for priority 7"

```
SYNTAX BITS {
    pri0status(0),
    pri1status(1),
    pri2status(2),
    pri3status(3),
    pri4status(4),
    pri5status(5),
    pri6status(6),
    pri7status(7)
}
```

```
-----
-- IEEE 802.1 - Congestion Notification Configuration
-----
```

```
--
-- lldpXdot1CnConfigCnTable : configure the
-- transmission of the Congestion Notification TLV on a set of ports
--
```

```
lldpXdot1CnConfigCnTable OBJECT-TYPE
    SYNTAX          SEQUENCE OF LldpXdot1CnConfigCnEntry
    MAX-ACCESS      not-accessible
    STATUS          current
    DESCRIPTION
        "A table that controls selection of Congestion Notification
        TLVs to be transmitted on individual ports."
    ::= { lldpXdot1CnConfig 1 }
```

```
lldpXdot1CnConfigCnEntry OBJECT-TYPE
    SYNTAX          LldpXdot1CnConfigCnEntry
    MAX-ACCESS      not-accessible
    STATUS          current
    DESCRIPTION
        "LLDP configuration information that controls the
        transmission of IEEE 802.1 organizationally defined
        Congestion Notification TLV on LLDP transmission capable ports.
```

This configuration object augments the lldpV2PortConfigEntry of the LLDP-MIB, therefore it is only present along with the port configuration defined by the associated lldpV2PortConfigEntry entry.

Each active lldpConfigEntry is restored from non-volatile storage (along with the corresponding lldpV2PortConfigEntry) after a re-initialization of the management system."

```
AUGMENTS          { lldpV2PortConfigEntry }
::= { lldpXdot1CnConfigCnTable 1 }
```

```
LldpXdot1CnConfigCnEntry ::= SEQUENCE {
    lldpXdot1CnConfigCnTxEnable TruthValue
}
```

lldpXdot1CnConfigCnTxEnable OBJECT-TYPE

SYNTAX TruthValue

MAX-ACCESS read-write

STATUS current

DESCRIPTION

"The lldpXdot1CnConfigCnTxEnable, which is defined as a truth value and configured by the network management, determines whether the IEEE 802.1 organizationally defined Congestion Notification TLV transmission is allowed on a given LLDP transmission capable port.

The value of this object is restored from non-volatile storage after a re-initialization of the management system."

REFERENCE

"D.2.8"

DEFVAL { false }

::= { lldpXdot1CnConfigCnEntry 1 }

-- IEEE 802.1 - Congestion Notification Local System Information

--- lldpV2Xdot1LocCnTable: Port Extension Information Table

lldpV2Xdot1LocCnTable OBJECT-TYPE

SYNTAX SEQUENCE OF LldpV2Xdot1LocCnEntry

MAX-ACCESS not-accessible

STATUS current

DESCRIPTION

"This table contains one row per port of Congestion Notification information (as a part of the LLDP 802.1 organizational extension) on the local system known to this agent."

::= { lldpXdot1CnLocalData 1 }

lldpV2Xdot1LocCnEntry OBJECT-TYPE

SYNTAX LldpV2Xdot1LocCnEntry

MAX-ACCESS not-accessible

STATUS current

DESCRIPTION

"Congestion Notification information about a particular port component."

INDEX { lldpV2LocPortIfIndex }

::= { lldpV2Xdot1LocCnTable 1 }

LldpV2Xdot1LocCnEntry ::= SEQUENCE {

```

        lldpV2Xdot1LocCNPVIndicators    LldpV2CnBitVector,
        lldpV2Xdot1LocReadyIndicators   LldpV2CnBitVector
    }

```

lldpV2Xdot1LocCNPVIndicators OBJECT-TYPE

```

SYNTAX      LldpV2CnBitVector
MAX-ACCESS  read-only
STATUS      current
DESCRIPTION
    "This object contains the CNPV indicators
    for the Port."
REFERENCE
    "D.2.8.3"
 ::= { lldpV2Xdot1LocCnEntry 1 }

```

lldpV2Xdot1LocReadyIndicators OBJECT-TYPE

```

SYNTAX      LldpV2CnBitVector
MAX-ACCESS  read-only
STATUS      current
DESCRIPTION
    "This object contains the Ready indicators
    for the Port."
REFERENCE
    "D.2.8.4"
 ::= { lldpV2Xdot1LocCnEntry 2 }

```

-- IEEE 802.1 - Congestion Notification Remote System Information

--- lldpV2Xdot1RemCnTable: Port Extension Information Table

lldpV2Xdot1RemCnTable OBJECT-TYPE

```

SYNTAX      SEQUENCE OF LldpV2Xdot1RemCnEntry
MAX-ACCESS  not-accessible
STATUS      current
DESCRIPTION
    "This table contains Congestion Notification information
    (as a part of the LLDP IEEE 802.1 organizational extension)
    of the remote system."
 ::= { lldpXdot1CnRemoteData 1 }

```

lldpV2Xdot1RemCnEntry OBJECT-TYPE

```

SYNTAX      LldpV2Xdot1RemCnEntry
MAX-ACCESS  not-accessible
STATUS      current
DESCRIPTION
    "Port Extension information about remote systems port
    component."
INDEX      { lldpV2RemTimeMark,
            lldpV2RemLocalIfIndex,

```

```

        lldpV2RemLocalDestMACAddress,
        lldpV2RemIndex }
 ::= { lldpV2Xdot1RemCnTable 1 }

LldpV2Xdot1RemCnEntry ::= SEQUENCE {
    lldpV2Xdot1RemCNPVIndicators    LldpV2CnBitVector,
    lldpV2Xdot1RemReadyIndicators  LldpV2CnBitVector
}

lldpV2Xdot1RemCNPVIndicators OBJECT-TYPE
    SYNTAX      LldpV2CnBitVector
    MAX-ACCESS  read-only
    STATUS      current
    DESCRIPTION
        "This object contains the CNPV indicators
        for the Port."
    REFERENCE
        "D.2.8.3"
    ::= { lldpV2Xdot1RemCnEntry 1 }

lldpV2Xdot1RemReadyIndicators OBJECT-TYPE
    SYNTAX      LldpV2CnBitVector
    MAX-ACCESS  read-only
    STATUS      current
    DESCRIPTION
        "This object contains the Ready indicators
        for the Port."
    REFERENCE
        "D.2.8.4"
    ::= { lldpV2Xdot1RemCnEntry 2 }

-----
-- IEEE 802.1 - Congestion Notification Conformance Information
-----

lldpXdot1CnConformance OBJECT IDENTIFIER ::= { lldpV2Xdot1MIB 4 }

lldpXdot1CnCompliances
    OBJECT IDENTIFIER ::= { lldpXdot1CnConformance 1 }
lldpXdot1CnGroups OBJECT IDENTIFIER ::= { lldpXdot1CnConformance 2 }

--
-- Congestion Notification - Compliance Statements
--

lldpXdot1CnCompliance MODULE-COMPLIANCE
    STATUS      current
    DESCRIPTION
        "A compliance statement for SNMP entities that implement
        the IEEE 802.1 organizationally defined Congestion
        Notification LLDP extension MIB.

        This group is mandatory for agents that implement the
        Congestion Notification cnSet TLV set."

```

```

MODULE          -- this module
    MANDATORY-GROUPS { lldpXdot1CnGroup,
                        ifGeneralInformationGroup }
    ::= { lldpXdot1CnCompliances 1 }

--
-- Congestion Notification - MIB groupings
--

lldpXdot1CnGroup OBJECT-GROUP
    OBJECTS {
        lldpXdot1CnConfigCnTxEnable,
        lldpV2Xdot1LocCNPVIndicators,
        lldpV2Xdot1LocReadyIndicators,
        lldpV2Xdot1RemCNPVIndicators,
        lldpV2Xdot1RemReadyIndicators
    }
    STATUS current
    DESCRIPTION
        "The collection of objects that support the
        Congestion Notification cnSet TLV set."
    ::= { lldpXdot1CnGroups 1 }

-----
--
-- Organizationally Defined Information Extension - IEEE 802.1
-- Definitions to support the Data Center eXchange Protocol
-- (DCBX) TLV set (Table D-1)
--
-----

lldpXdot1dcbxMIB OBJECT IDENTIFIER ::= { lldpV2Xdot1MIB 5 }
lldpXdot1dcbxObjects OBJECT IDENTIFIER ::= { lldpXdot1dcbxMIB 1 }

-- DCBX 802.1 MIB Extension groups

lldpXdot1dcbxConfig OBJECT IDENTIFIER ::= { lldpXdot1dcbxObjects 1 }
lldpXdot1dcbxLocalData OBJECT IDENTIFIER ::= { lldpXdot1dcbxObjects 2 }
lldpXdot1dcbxRemoteData OBJECT IDENTIFIER ::= { lldpXdot1dcbxObjects 3 }
lldpXdot1dcbxAdminData OBJECT IDENTIFIER ::= { lldpXdot1dcbxObjects 4 }

-----
-- IEEE 802.1 - DCBX Textual Conventions
-----

LldpXdot1dcbxTrafficClassValue ::= TEXTUAL-CONVENTION
    DISPLAY-HINT "d"
    STATUS current
    DESCRIPTION
        "Indicates a traffic class. Values 0-7 correspond to
        traffic classes."
    SYNTAX Unsigned32 (0..7)

```

LldpXdot1dcbxTrafficClassBandwidthValue ::= TEXTUAL-CONVENTION

DISPLAY-HINT "d"

STATUS current

DESCRIPTION

"Indicates the bandwidth in percent assigned to a traffic class."

SYNTAX Unsigned32 (0..100)

LldpXdot1dcbxAppSelector ::= TEXTUAL-CONVENTION

STATUS current

DESCRIPTION

"Indicates the contents of a protocol object

1: Ethertype

2: Well Known Port number over TCP, or SCTP

3: Well Known Port number over UDP, or DCCP

4: Well Known Port number over TCP, SCTP, UDP, and DCCP"

SYNTAX INTEGER {

asEthertype(1),

asTCPPortNumber(2),

asUDPPortNumber(3),

asTCPUDPPortNumber(4)

}

LldpXdot1dcbxAppProtocol ::= TEXTUAL-CONVENTION

DISPLAY-HINT "d"

STATUS current

DESCRIPTION

"Contains the application protocol indicator the type of which is specified by an object with the syntax of

LldpXdot1dcbxAppSelector"

SYNTAX Unsigned32 (0..65535)

LldpXdot1dcbxSupportedCapacity ::= TEXTUAL-CONVENTION

DISPLAY-HINT "d"

STATUS current

DESCRIPTION

"Indicates the supported capacity of a given feature, for example, the number of traffic classes supported. This TC is used for features that have a maximum capacity of eight and a minimum of one."

SYNTAX Unsigned32 (1..8)

LldpXdot1dcbxTrafficSelectionAlgorithm ::= TEXTUAL-CONVENTION

STATUS current

DESCRIPTION

"Indicates the Traffic Selection Algorithm

0: Strict Priority

1: Credit-based shaper

2: Enhanced transmission selection

3-254: Reserved for future standardization

255: Vendor specific"

SYNTAX INTEGER {


```

        tsaStrictPriority(0),
        tsaCreditBasedShaper(1),
        tsaEnhancedTransmission(2),
        tsaVendorSpecific(255)
    }

-----
-- IEEE 802.1 - DCBX Configuration
-----

--
-- lldpXdot1dcbxConfigETSConfigurationTable : configure the
-- transmission of the ETS Configuration TLV on a set of ports
--

lldpXdot1dcbxConfigETSConfigurationTable OBJECT-TYPE
    SYNTAX          SEQUENCE OF LldpXdot1dcbxConfigETSConfigurationEntry
    MAX-ACCESS      not-accessible
    STATUS          current
    DESCRIPTION
        "A table that controls selection of ETS Configuration
        TLVs to be transmitted on individual ports."
    ::= { lldpXdot1dcbxConfig 1 }

lldpXdot1dcbxConfigETSConfigurationEntry OBJECT-TYPE
    SYNTAX          LldpXdot1dcbxConfigETSConfigurationEntry
    MAX-ACCESS      not-accessible
    STATUS          current
    DESCRIPTION
        "LLDP configuration information that controls the
        transmission of IEEE 802.1 organizationally defined
        ETS Configuration TLV on LLDP transmission capable ports.

        This configuration object augments the lldpV2PortConfigEntry of
        the LLDP-MIB, therefore it is only present along with the port
        configuration defined by the associated lldpV2PortConfigEntry
        entry.

        Each active lldpConfigEntry is restored from non-volatile
        storage (along with the corresponding lldpV2PortConfigEntry)
        after a re-initialization of the management system."
    AUGMENTS        { lldpV2PortConfigEntry }
    ::= { lldpXdot1dcbxConfigETSConfigurationTable 1 }

LldpXdot1dcbxConfigETSConfigurationEntry ::= SEQUENCE {
    lldpXdot1dcbxConfigETSConfigurationTxEnable TruthValue
}

lldpXdot1dcbxConfigETSConfigurationTxEnable OBJECT-TYPE
    SYNTAX          TruthValue
    MAX-ACCESS      read-write
    STATUS          current
    DESCRIPTION
        "The lldpXdot1dcbxConfigETSConfigurationTxEnable, which is

```

defined as a truth value and configured by the network management, determines whether the IEEE 802.1 organizationally defined ETS Configuration TLV transmission is allowed on a given LLDP transmission capable port.

The value of this object is restored from non-volatile storage after a re-initialization of the management system."

REFERENCE

"D.2.9"

DEFVAL { false }

::= { lldpXdot1dcbxConfigETSConfigurationEntry 1 }

--

-- lldpXdot1dcbxConfigETSRecommendationTable : configure the
-- transmission of the ETS Recommendation TLV on a set of ports
--

lldpXdot1dcbxConfigETSRecommendationTable OBJECT-TYPE

SYNTAX SEQUENCE OF LldpXdot1dcbxConfigETSRecommendationEntry

MAX-ACCESS not-accessible

STATUS current

DESCRIPTION

"A table that controls selection of ETS Recommendation TLVs to be transmitted on individual ports."

::= { lldpXdot1dcbxConfig 2 }

lldpXdot1dcbxConfigETSRecommendationEntry OBJECT-TYPE

SYNTAX LldpXdot1dcbxConfigETSRecommendationEntry

MAX-ACCESS not-accessible

STATUS current

DESCRIPTION

"LLDP configuration information that controls the transmission of IEEE 802.1 organizationally defined ETS Recommendation TLV on LLDP transmission capable ports.

This configuration object augments the lldpV2PortConfigEntry of the LLDP-MIB, therefore it is only present along with the port configuration defined by the associated lldpV2PortConfigEntry entry.

Each active lldpConfigEntry is restored from non-volatile storage (along with the corresponding lldpV2PortConfigEntry) after a re-initialization of the management system."

AUGMENTS { lldpV2PortConfigEntry }

::= { lldpXdot1dcbxConfigETSRecommendationTable 1 }

LldpXdot1dcbxConfigETSRecommendationEntry ::= SEQUENCE {
 lldpXdot1dcbxConfigETSRecommendationTxEnable TruthValue
}

lldpXdot1dcbxConfigETSRecommendationTxEnable OBJECT-TYPE

SYNTAX TruthValue

MAX-ACCESS read-write

STATUS current

DESCRIPTION

"The lldpXdot1dcbxConfigETSRecommendationTxEnable, which is defined as a truth value and configured by the network management, determines whether the IEEE 802.1 organizationally defined ETS Recommendation TLV transmission is allowed on a given LLDP transmission capable port.

The value of this object is restored from non-volatile storage after a re-initialization of the management system."

REFERENCE

"D.2.10"

DEFVAL { false }

::= { lldpXdot1dcbxConfigETSRecommendationEntry 1 }

--

-- lldpXdot1dcbxConfigPFCTable : configure the transmission of the

-- Priority-based Flow Control TLV on a set of ports

--

lldpXdot1dcbxConfigPFCTable OBJECT-TYPE

SYNTAX SEQUENCE OF LldpXdot1dcbxConfigPFCEnterY

MAX-ACCESS not-accessible

STATUS current

DESCRIPTION

"A table that controls selection of Priority-based Flow Control TLVs to be transmitted on individual ports."

::= { lldpXdot1dcbxConfig 3 }

lldpXdot1dcbxConfigPFCEnterY OBJECT-TYPE

SYNTAX LldpXdot1dcbxConfigPFCEnterY

MAX-ACCESS not-accessible

STATUS current

DESCRIPTION

"LLDP configuration information that controls the transmission of IEEE 802.1 organizationally defined Priority-based Flow Control TLV on LLDP transmission capable ports.

This configuration object augments the lldpV2PortConfigEntry of the LLDP-MIB, therefore it is only present along with the port configuration defined by the associated lldpV2PortConfigEntry entry.

Each active lldpConfigEntry is restored from non-volatile storage (along with the corresponding lldpV2PortConfigEntry) after a re-initialization of the management system."

AUGMENTS { lldpV2PortConfigEntry }

::= { lldpXdot1dcbxConfigPFCTable 1 }

```
LldpXdot1dcbxConfigPFCEnterY ::= SEQUENCE {
    lldpXdot1dcbxConfigPFCTxEnable TruthValue
}
```

lldpXdot1dcbxConfigPFCTxEnable OBJECT-TYPE

SYNTAX TruthValue

```
MAX-ACCESS      read-write
STATUS          current
DESCRIPTION
    "The lldpXdot1dcbxConfigPFCTxEnable, which is defined
    as a truth value and configured by the network management,
    determines whether the IEEE 802.1 organizationally defined
    Priority-based Flow Control TLV transmission is allowed on
    a given LLDP transmission capable port.

    The value of this object is restored from non-volatile
    storage after a re-initialization of the management system."
REFERENCE
    "D.2.11"
DEFVAL          { false }
::= { lldpXdot1dcbxConfigPFCEnt 1 }

--
-- lldpXdot1dcbxConfigApplicationPriorityTable : configure the
-- transmission of the Application Priority TLV on a set of ports
--

lldpXdot1dcbxConfigApplicationPriorityTable OBJECT-TYPE
SYNTAX          SEQUENCE OF
                LldpXdot1dcbxConfigApplicationPriorityEntry
MAX-ACCESS      not-accessible
STATUS          current
DESCRIPTION
    "A table that controls selection of Priority-based
    Flow Control TLVs to be transmitted on individual ports."
::= { lldpXdot1dcbxConfig 4 }

lldpXdot1dcbxConfigApplicationPriorityEntry OBJECT-TYPE
SYNTAX          LldpXdot1dcbxConfigApplicationPriorityEntry
MAX-ACCESS      not-accessible
STATUS          current
DESCRIPTION
    "LLDP configuration information that controls the
    transmission of IEEE 802.1 organizationally defined
    Application Priority TLV on LLDP transmission capable ports.

    This configuration object augments the lldpV2PortConfigEntry of
    the LLDP-MIB, therefore it is only present along with the port
    configuration defined by the associated lldpV2PortConfigEntry
    entry.

    Each active lldpConfigEntry is restored from non-volatile
    storage (along with the corresponding lldpV2PortConfigEntry)
    after a re-initialization of the management system."
AUGMENTS        { lldpV2PortConfigEntry }
::= { lldpXdot1dcbxConfigApplicationPriorityTable 1 }

LldpXdot1dcbxConfigApplicationPriorityEntry ::= SEQUENCE {
    lldpXdot1dcbxConfigApplicationPriorityTxEnable TruthValue
}
```

```

lldpXdot1dcbxConfigApplicationPriorityTxEnable OBJECT-TYPE
    SYNTAX          TruthValue
    MAX-ACCESS      read-write
    STATUS          current
    DESCRIPTION
        "The lldpXdot1dcbxConfigApplicationPriorityTxEnable, which
        is defined as a truth value and configured by the network
        management, determines whether the IEEE 802.1 organizationally
        defined Application Priority TLV transmission is allowed on
        a given LLDP transmission capable port.

        The value of this object is restored from non-volatile
        storage after a re-initialization of the management system."
    REFERENCE
        "D.2.12"
    DEFVAL          { false }
    ::= { lldpXdot1dcbxConfigApplicationPriorityEntry 1 }

-----
-- IEEE 802.1 - DCBX Local System Information
-----

--
-- lldpXdot1dcbxLocETSConfigurationTable - Contains the information
-- for the ETS Configuration TLV.
--
lldpXdot1dcbxLocETSConfiguration OBJECT IDENTIFIER
    ::= { lldpXdot1dcbxLocalData 1 }

lldpXdot1dcbxLocETSBasicConfigurationTable OBJECT-TYPE
    SYNTAX          SEQUENCE OF LldpXdot1dcbxLocETSBasicConfigurationEntry
    MAX-ACCESS      not-accessible
    STATUS          current
    DESCRIPTION
        "This table contains one row per port for the IEEE 802.1
        organizationally defined LLDP ETS Configuration TLV on
        the local system known to this agent"
    ::= { lldpXdot1dcbxLocETSConfiguration 1 }

lldpXdot1dcbxLocETSBasicConfigurationEntry OBJECT-TYPE
    SYNTAX          LldpXdot1dcbxLocETSBasicConfigurationEntry
    MAX-ACCESS      not-accessible
    STATUS          current
    DESCRIPTION
        "Information about the IEEE 802.1 organizational defined
        ETS Configuration TLV LLDP extension."
    INDEX          { lldpV2LocPortIfIndex }
    ::= { lldpXdot1dcbxLocETSBasicConfigurationTable 1 }

LldpXdot1dcbxLocETSBasicConfigurationEntry ::= SEQUENCE {
    lldpXdot1dcbxLocETSConCreditBasedShaperSupport TruthValue,
    lldpXdot1dcbxLocETSConTrafficClassesSupported
    LldpXdot1dcbxSupportedCapacity,

```

```

    lldpXdot1dcbxLocETSConWilling      TruthValue
}

lldpXdot1dcbxLocETSConCreditBasedShaperSupport OBJECT-TYPE
    SYNTAX          TruthValue
    MAX-ACCESS      read-only
    STATUS          current
    DESCRIPTION
        "Indicates if the credit-based shaper Traffic Selection
        Algorithm is supported on the local system."
    REFERENCE
        "D.2.9.4"
    ::= { lldpXdot1dcbxLocETSBasicConfigurationEntry 1 }

lldpXdot1dcbxLocETSConTrafficClassesSupported OBJECT-TYPE
    SYNTAX          LldpXdot1dcbxSupportedCapacity
    MAX-ACCESS      read-only
    STATUS          current
    DESCRIPTION
        "Indicates the number of traffic classes supported."
    REFERENCE
        "D.2.9.5"
    ::= { lldpXdot1dcbxLocETSBasicConfigurationEntry 2 }

lldpXdot1dcbxLocETSConWilling OBJECT-TYPE
    SYNTAX          TruthValue
    MAX-ACCESS      read-only
    STATUS          current
    DESCRIPTION
        "Indicates if the local system is willing to accept the
        ETS configuration recommended by the remote system."
    REFERENCE
        "D.2.9.3"
    ::= { lldpXdot1dcbxLocETSBasicConfigurationEntry 3 }

lldpXdot1dcbxLocETSConPriorityAssignmentTable OBJECT-TYPE
    SYNTAX          SEQUENCE OF
        LldpXdot1dcbxLocETSConPriorityAssignmentEntry
    MAX-ACCESS      not-accessible
    STATUS          current
    DESCRIPTION
        "This table contains one row per priority. The entry in each
        row indicates the traffic class to which the priority is
        assigned."
    ::= { lldpXdot1dcbxLocETSConfiguration 2 }

lldpXdot1dcbxLocETSConPriorityAssignmentEntry OBJECT-TYPE
    SYNTAX          LldpXdot1dcbxLocETSConPriorityAssignmentEntry
    MAX-ACCESS      not-accessible
    STATUS          current
    DESCRIPTION
        "Indicates a priority to traffic class assignment."
    INDEX          {
        lldpV2LocPortIfIndex,

```

```

        lldpXdot1dcbxLocETSConPriority
    }
    ::= { lldpXdot1dcbxLocETSConPriorityAssignmentTable 1 }

LldpXdot1dcbxLocETSConPriorityAssignmentEntry ::= SEQUENCE {
    lldpXdot1dcbxLocETSConPriority      IEEE8021PriorityValue,
    lldpXdot1dcbxLocETSConPriTrafficClass
        LldpXdot1dcbxTrafficClassValue
}

lldpXdot1dcbxLocETSConPriority OBJECT-TYPE
    SYNTAX      IEEE8021PriorityValue
    MAX-ACCESS  not-accessible
    STATUS      current
    DESCRIPTION
        "Indicates the priority that is assigned to a traffic
        class."
    REFERENCE
        "D.2.9.6"
    ::= { lldpXdot1dcbxLocETSConPriorityAssignmentEntry 1 }

lldpXdot1dcbxLocETSConPriTrafficClass OBJECT-TYPE
    SYNTAX      LldpXdot1dcbxTrafficClassValue
    MAX-ACCESS  read-only
    STATUS      current
    DESCRIPTION
        "Indicates the traffic class to which this priority is
        to be assigned."
    REFERENCE
        "D.2.9.6"
    ::= { lldpXdot1dcbxLocETSConPriorityAssignmentEntry 2 }

lldpXdot1dcbxLocETSConTrafficClassBandwidthTable OBJECT-TYPE
    SYNTAX      SEQUENCE OF
        LldpXdot1dcbxLocETSConTrafficClassBandwidthEntry
    MAX-ACCESS  not-accessible
    STATUS      current
    DESCRIPTION
        "This table contains one row per traffic class. The
        entry in each row indicates the traffic class to
        which the bandwidth is assigned."
    ::= { lldpXdot1dcbxLocETSConfiguration 3 }

lldpXdot1dcbxLocETSConTrafficClassBandwidthEntry OBJECT-TYPE
    SYNTAX      LldpXdot1dcbxLocETSConTrafficClassBandwidthEntry
    MAX-ACCESS  not-accessible
    STATUS      current
    DESCRIPTION
        "Indicates a traffic class to Bandwidth assignment."
    INDEX      {
        lldpV2LocPortIfIndex,
        lldpXdot1dcbxLocETSConTrafficClass
    }
    ::= { lldpXdot1dcbxLocETSConTrafficClassBandwidthTable 1 }

```

```
LldpXdot1dcbxLocETSConTrafficClassBandwidthEntry ::= SEQUENCE {
    lldpXdot1dcbxLocETSConTrafficClass
        LldpXdot1dcbxTrafficClassValue,
    lldpXdot1dcbxLocETSConTrafficClassBandwidth
        LldpXdot1dcbxTrafficClassBandwidthValue
}

lldpXdot1dcbxLocETSConTrafficClass OBJECT-TYPE
    SYNTAX      LldpXdot1dcbxTrafficClassValue
    MAX-ACCESS  not-accessible
    STATUS      current
    DESCRIPTION
        "Indicates the traffic class to
        which this bandwidth applies"
    REFERENCE
        "D.2.9.7"
    ::= { lldpXdot1dcbxLocETSConTrafficClassBandwidthEntry 1 }

lldpXdot1dcbxLocETSConTrafficClassBandwidth OBJECT-TYPE
    SYNTAX      LldpXdot1dcbxTrafficClassBandwidthValue
    MAX-ACCESS  read-only
    STATUS      current
    DESCRIPTION
        "Indicates the bandwidth assigned to this traffic class."
    REFERENCE
        "D.2.9.7"
    ::= { lldpXdot1dcbxLocETSConTrafficClassBandwidthEntry 2 }

lldpXdot1dcbxLocETSConTrafficSelectionAlgorithmTable OBJECT-TYPE
    SYNTAX      SEQUENCE OF
        LldpXdot1dcbxLocETSConTrafficSelectionAlgorithmEntry
    MAX-ACCESS  not-accessible
    STATUS      current
    DESCRIPTION
        "This table contains one row per traffic class. The entry
        in each row indicates the traffic selction algorithm to be
        used by the traffic class."
    ::= { lldpXdot1dcbxLocETSConfiguration 4 }

lldpXdot1dcbxLocETSConTrafficSelectionAlgorithmEntry OBJECT-TYPE
    SYNTAX      LldpXdot1dcbxLocETSConTrafficSelectionAlgorithmEntry
    MAX-ACCESS  not-accessible
    STATUS      current
    DESCRIPTION
        "Indicates a traffic class to traffic selection algorithm
        assignment."
    INDEX      {
        lldpV2LocPortIfIndex,
        lldpXdot1dcbxLocETSConTSATrafficClass
    }
    ::= { lldpXdot1dcbxLocETSConTrafficSelectionAlgorithmTable 1 }
```



```

LldpXdot1dcbxLocETSConTrafficSelectionAlgorithmEntry ::= SEQUENCE {
    lldpXdot1dcbxLocETSConTSATrafficClass
        LldpXdot1dcbxTrafficClassValue,
    lldpXdot1dcbxLocETSConTrafficSelectionAlgorithm
        LldpXdot1dcbxTrafficSelectionAlgorithm
}

lldpXdot1dcbxLocETSConTSATrafficClass OBJECT-TYPE
    SYNTAX          LldpXdot1dcbxTrafficClassValue
    MAX-ACCESS      not-accessible
    STATUS          current
    DESCRIPTION
        "Indicates the traffic class that is assigned to a traffic
        selection algorithm."
    REFERENCE
        "D.2.9.8"
    ::= { lldpXdot1dcbxLocETSConTrafficSelectionAlgorithmEntry 1 }

lldpXdot1dcbxLocETSConTrafficSelectionAlgorithm OBJECT-TYPE
    SYNTAX          LldpXdot1dcbxTrafficSelectionAlgorithm
    MAX-ACCESS      read-only
    STATUS          current
    DESCRIPTION
        "Indicates the Traffic Selection Algorithm to which this
        traffic class is to be assigned."
    REFERENCE
        "D.2.9.8"
    ::= { lldpXdot1dcbxLocETSConTrafficSelectionAlgorithmEntry 2 }

--
-- lldpXdot1dcbxLocETSRecommendationTable - Contains the information for
-- the ETS Recommendation TLV.
--
lldpXdot1dcbxLocETSReco OBJECT IDENTIFIER ::=
    { lldpXdot1dcbxLocalData 2 }

lldpXdot1dcbxLocETSRecoTrafficClassBandwidthTable OBJECT-TYPE
    SYNTAX          SEQUENCE OF
        LldpXdot1dcbxLocETSRecoTrafficClassBandwidthEntry
    MAX-ACCESS      not-accessible
    STATUS          current
    DESCRIPTION
        "This table contains one row per traffic class. The
        entry in each row indicates the traffic class to
        which the bandwidth is assigned."
    ::= { lldpXdot1dcbxLocETSReco 1 }

lldpXdot1dcbxLocETSRecoTrafficClassBandwidthEntry OBJECT-TYPE
    SYNTAX          LldpXdot1dcbxLocETSRecoTrafficClassBandwidthEntry
    MAX-ACCESS      not-accessible
    STATUS          current
    DESCRIPTION
        "Indicates a traffic class to Bandwidth assignment."
    INDEX          {

```

```

        lldpV2LocPortIfIndex,
        lldpXdot1dcbxLocETSRecoTrafficClass
    }
    ::= { lldpXdot1dcbxLocETSRecoTrafficClassBandwidthTable 1 }

LldpXdot1dcbxLocETSRecoTrafficClassBandwidthEntry ::= SEQUENCE {
    lldpXdot1dcbxLocETSRecoTrafficClass
        LldpXdot1dcbxTrafficClassValue,
    lldpXdot1dcbxLocETSRecoTrafficClassBandwidth
        LldpXdot1dcbxTrafficClassBandwidthValue
}

lldpXdot1dcbxLocETSRecoTrafficClass OBJECT-TYPE
    SYNTAX          LldpXdot1dcbxTrafficClassValue
    MAX-ACCESS      not-accessible
    STATUS          current
    DESCRIPTION
        "Indicates the traffic class to
         which this bandwidth applies"
    REFERENCE
        "D.2.10.3"
    ::= { lldpXdot1dcbxLocETSRecoTrafficClassBandwidthEntry 1 }

lldpXdot1dcbxLocETSRecoTrafficClassBandwidth OBJECT-TYPE
    SYNTAX          LldpXdot1dcbxTrafficClassBandwidthValue
    MAX-ACCESS      read-only
    STATUS          current
    DESCRIPTION
        "Indicates the bandwidth assigned to this traffic class."
    REFERENCE
        "D.2.10.4"
    ::= { lldpXdot1dcbxLocETSRecoTrafficClassBandwidthEntry 2 }

lldpXdot1dcbxLocETSRecoTrafficSelectionAlgorithmTable OBJECT-TYPE
    SYNTAX          SEQUENCE OF
        LldpXdot1dcbxLocETSRecoTrafficSelectionAlgorithmEntry
    MAX-ACCESS      not-accessible
    STATUS          current
    DESCRIPTION
        "This table contains one row per priority. The entry in each
         row indicates the traffic selction algorithm to be used
         by the traffic class."
    ::= { lldpXdot1dcbxLocETSReco 2 }

lldpXdot1dcbxLocETSRecoTrafficSelectionAlgorithmEntry OBJECT-TYPE
    SYNTAX          LldpXdot1dcbxLocETSRecoTrafficSelectionAlgorithmEntry
    MAX-ACCESS      not-accessible
    STATUS          current
    DESCRIPTION
        "Indicates a priority to traffic selection algorithm
         assignment."
    INDEX          {
        lldpV2LocPortIfIndex,
        lldpXdot1dcbxLocETSRecoTSATrafficClass
    }

```

```

    }
    ::= { lldpXdot1dcbxLocETSRecoTrafficSelectionAlgorithmTable 1 }

LldpXdot1dcbxLocETSRecoTrafficSelectionAlgorithmEntry ::= SEQUENCE {
    lldpXdot1dcbxLocETSRecoTSATrafficClass
        LldpXdot1dcbxTrafficClassValue,
    lldpXdot1dcbxLocETSRecoTrafficSelectionAlgorithm
        LldpXdot1dcbxTrafficSelectionAlgorithm
}

lldpXdot1dcbxLocETSRecoTSATrafficClass OBJECT-TYPE
    SYNTAX          LldpXdot1dcbxTrafficClassValue
    MAX-ACCESS      not-accessible
    STATUS          current
    DESCRIPTION
        "Indicates the traffic class that is assigned to a traffic
        selection algorithm."
    REFERENCE
        "D.2.10.5"
    ::= { lldpXdot1dcbxLocETSRecoTrafficSelectionAlgorithmEntry 1 }

lldpXdot1dcbxLocETSRecoTrafficSelectionAlgorithm OBJECT-TYPE
    SYNTAX          LldpXdot1dcbxTrafficSelectionAlgorithm
    MAX-ACCESS      read-only
    STATUS          current
    DESCRIPTION
        "Indicates the Traffic Selection Algorithm to which this
        traffic class is to be assigned."
    REFERENCE
        "D.2.10.5"
    ::= { lldpXdot1dcbxLocETSRecoTrafficSelectionAlgorithmEntry 2 }

--
-- lldpXdot1dcbxLocPFCTable - Contains the information for the PFC
-- Configuration TLV.
--
lldpXdot1dcbxLocPFC OBJECT IDENTIFIER ::= { lldpXdot1dcbxLocalData 3 }

lldpXdot1dcbxLocPFCTable OBJECT-TYPE
    SYNTAX          SEQUENCE OF LldpXdot1dcbxLocPFCTableEntry
    MAX-ACCESS      not-accessible
    STATUS          current
    DESCRIPTION
        "This table contains one row per port for the IEEE 802.1
        organizationally defined LLDP PFC TLV on the local
        system known to this agent"
    ::= { lldpXdot1dcbxLocPFC 1 }

lldpXdot1dcbxLocPFCTableEntry OBJECT-TYPE
    SYNTAX          LldpXdot1dcbxLocPFCTableEntry
    MAX-ACCESS      not-accessible
    STATUS          current
    DESCRIPTION
        "Information about the IEEE 802.1 organizational defined

```

```
        PFC TLV LLDP extension."
INDEX          { lldpV2LocPortIfIndex }
 ::= { lldpXdot1dcbxLocPFCBasicTable 1 }

LldpXdot1dcbxLocPFCBasicEntry ::= SEQUENCE {
    lldpXdot1dcbxLocPFCWilling      TruthValue,
    lldpXdot1dcbxLocPFCMBC          TruthValue,
    lldpXdot1dcbxLocPFCCap          LldpXdot1dcbxSupportedCapacity
}

lldpXdot1dcbxLocPFCWilling OBJECT-TYPE
    SYNTAX      TruthValue
    MAX-ACCESS  read-only
    STATUS      current
    DESCRIPTION
        "Indicates if the local system is willing to accept the
        PFC configuration of the remote system."
    REFERENCE
        "D.2.11.3"
    ::= { lldpXdot1dcbxLocPFCBasicEntry 1}

lldpXdot1dcbxLocPFCMBC OBJECT-TYPE
    SYNTAX      TruthValue
    MAX-ACCESS  read-only
    STATUS      current
    DESCRIPTION
        "Indicates if the local system is capable of bypassing
        MACsec processing when MACsec is disabled."
    REFERENCE
        "D.2.11.4"
    ::= { lldpXdot1dcbxLocPFCBasicEntry 2}

lldpXdot1dcbxLocPFCCap OBJECT-TYPE
    SYNTAX      LldpXdot1dcbxSupportedCapacity
    MAX-ACCESS  read-only
    STATUS      current
    DESCRIPTION
        "Indicates the number of traffic classes on the local device
        that may simultaneously have PFC enabled."
    REFERENCE
        "D.2.11.5"
    ::= { lldpXdot1dcbxLocPFCBasicEntry 3}

lldpXdot1dcbxLocPFCEnableTable OBJECT-TYPE
    SYNTAX      SEQUENCE OF LldpXdot1dcbxLocPFCEnableEntry
    MAX-ACCESS  not-accessible
    STATUS      current
    DESCRIPTION
        "This table contains eight entries, one entry per priority,
        indicating if PFC is enabled on the corresponding priority."
    ::= { lldpXdot1dcbxLocPFC 2 }

lldpXdot1dcbxLocPFCEnableEntry OBJECT-TYPE
    SYNTAX      LldpXdot1dcbxLocPFCEnableEntry
```

```

MAX-ACCESS    not-accessible
STATUS        current
DESCRIPTION
    "Each entry indicates if PFC is enabled on the
    correponding priority"
INDEX {
    lldpV2LocPortIfIndex,
    lldpXdot1dcbxLocPFCEnablePriority
}
 ::= { lldpXdot1dcbxLocPFCEnableTable 1 }

LldpXdot1dcbxLocPFCEnableEntry ::= SEQUENCE {
    lldpXdot1dcbxLocPFCEnablePriority    IEEE8021PriorityValue,
    lldpXdot1dcbxLocPFCEnableEnabled    TruthValue
}

lldpXdot1dcbxLocPFCEnablePriority OBJECT-TYPE
SYNTAX        IEEE8021PriorityValue
MAX-ACCESS    not-accessible
STATUS        current
DESCRIPTION
    "Priorty for which PFC is enabled / disabled"
 ::= { lldpXdot1dcbxLocPFCEnableEntry 1 }

lldpXdot1dcbxLocPFCEnableEnabled OBJECT-TYPE
SYNTAX        TruthValue
MAX-ACCESS    read-only
STATUS        current
DESCRIPTION
    "Indicates if PFC is enabled on the corresponding priority"
REFERENCE
    "D.2.11.6"
 ::= { lldpXdot1dcbxLocPFCEnableEntry 2 }
--
-- lldpXdot1dcbxLocApplicationPriorityTable - Contains the information
-- for the Application Priority TLV.
--

lldpXdot1dcbxLocApplicationPriorityAppTable OBJECT-TYPE
SYNTAX        SEQUENCE OF
                LldpXdot1dcbxLocApplicationPriorityAppEntry
MAX-ACCESS    not-accessible
STATUS        current
DESCRIPTION
    "Table containing entries indicating the priority to be used
    for a given application"
 ::= { lldpXdot1dcbxLocalData 4 }

lldpXdot1dcbxLocApplicationPriorityAppEntry OBJECT-TYPE
SYNTAX        LldpXdot1dcbxLocApplicationPriorityAppEntry
MAX-ACCESS    not-accessible
STATUS        current
DESCRIPTION
    "Entry that indicates the priority to be used for a

```

```

        given application."
INDEX      {
            lldpV2LocPortIfIndex,
            lldpXdot1dcbxLocApplicationPriorityAESelector,
            lldpXdot1dcbxLocApplicationPriorityAEProtocol
        }
 ::= { lldpXdot1dcbxLocApplicationPriorityAppTable 1 }

LldpXdot1dcbxLocApplicationPriorityAppEntry ::= SEQUENCE {
    lldpXdot1dcbxLocApplicationPriorityAESelector
        LldpXdot1dcbxAppSelector,
    lldpXdot1dcbxLocApplicationPriorityAEProtocol
        LldpXdot1dcbxAppProtocol,
    lldpXdot1dcbxLocApplicationPriorityAEPriority
        IEEE8021PriorityValue
}

lldpXdot1dcbxLocApplicationPriorityAESelector OBJECT-TYPE
SYNTAX      LldpXdot1dcbxAppSelector
MAX-ACCESS  not-accessible
STATUS      current
DESCRIPTION
    "Indicates the contents of the protocol object
    (lldpXdot1dcbxLocApplicationPriorityAEProtocol)
    1: Ethertype
    2: Well Known Port number over TCP, or SCTP
    3: Well Known Port number over UDP, or DCCP
    4: Well Known Port number over TCP, SCTP, UDP, and DCCP"
REFERENCE
    "D.2.12.3"
 ::= { lldpXdot1dcbxLocApplicationPriorityAppEntry 1 }

lldpXdot1dcbxLocApplicationPriorityAEProtocol OBJECT-TYPE
SYNTAX      LldpXdot1dcbxAppProtocol
MAX-ACCESS  not-accessible
STATUS      current
DESCRIPTION
    "The protocol indicator of the type indicated by
    lldpXdot1dcbxLocApplicationPriorityAESelector."
REFERENCE
    "D.2.12.3"
 ::= { lldpXdot1dcbxLocApplicationPriorityAppEntry 2 }

lldpXdot1dcbxLocApplicationPriorityAEPriority OBJECT-TYPE
SYNTAX      IEEE8021PriorityValue
MAX-ACCESS  read-only
STATUS      current
DESCRIPTION
    "The priority code point that should be used in
    frames transporting the protocol indicated by
    lldpXdot1dcbxLocApplicationPriorityAESelector and
    lldpXdot1dcbxLocApplicationPriorityAEProtocol"
REFERENCE
    "D.2.12.3"

```

```

 ::= { lldpXdot1dcbxLocApplicationPriorityAppEntry 3 }

-----
-- IEEE 802.1 - DCBX Remote System Information
-----

--
-- lldpXdot1dcbxRemETSConfigurationTable - Contains the information
-- for the remote system ETS Configuration TLV.
--
lldpXdot1dcbxRemETSConfiguration OBJECT IDENTIFIER
 ::= { lldpXdot1dcbxRemoteData 1 }

lldpXdot1dcbxRemETSBasicConfigurationTable OBJECT-TYPE
 SYNTAX          SEQUENCE OF LldpXdot1dcbxRemETSBasicConfigurationEntry
 MAX-ACCESS      not-accessible
 STATUS          current
 DESCRIPTION
   "This table contains one row per port for the IEEE 802.1
   organizationally defined LLDP ETS Configuration TLV on
   the local system known to this agent"
 ::= { lldpXdot1dcbxRemETSConfiguration 1 }

lldpXdot1dcbxRemETSBasicConfigurationEntry OBJECT-TYPE
 SYNTAX          LldpXdot1dcbxRemETSBasicConfigurationEntry
 MAX-ACCESS      not-accessible
 STATUS          current
 DESCRIPTION
   "Information about the IEEE 802.1 organizational defined
   ETS Configuration TLV LLDP extension."
 INDEX          {
                lldpV2RemTimeMark,
                lldpV2RemLocalIfIndex,
                lldpV2RemLocalDestMACAddress,
                lldpV2RemIndex
              }
 ::= { lldpXdot1dcbxRemETSBasicConfigurationTable 1 }

LldpXdot1dcbxRemETSBasicConfigurationEntry ::= SEQUENCE {
  lldpXdot1dcbxRemETSConCreditBasedShaperSupport      TruthValue,
  lldpXdot1dcbxRemETSConTrafficClassesSupported
    LldpXdot1dcbxSupportedCapacity,
  lldpXdot1dcbxRemETSConWilling      TruthValue
}

lldpXdot1dcbxRemETSConCreditBasedShaperSupport OBJECT-TYPE
 SYNTAX          TruthValue
 MAX-ACCESS      read-only
 STATUS          current
 DESCRIPTION
   "Indicates if the credit-based shaper Traffic Selection
   algorithm is supported on the remote system."
 REFERENCE

```

```

        "D.2.9.4"
 ::= { lldpXdot1dcbxRemETSBasicConfigurationEntry 1 }

lldpXdot1dcbxRemETSConTrafficClassesSupported OBJECT-TYPE
SYNTAX          LldpXdot1dcbxSupportedCapacity
MAX-ACCESS      read-only
STATUS          current
DESCRIPTION
    "Indicates the number of traffic classes supported."
REFERENCE
    "D.2.9.5"
 ::= { lldpXdot1dcbxRemETSBasicConfigurationEntry 2 }

lldpXdot1dcbxRemETSConWilling OBJECT-TYPE
SYNTAX          TruthValue
MAX-ACCESS      read-only
STATUS          current
DESCRIPTION
    "Indicates if the remote system is willing to accept the
    ETS configuration recommended by the remote system."
REFERENCE
    "D.2.9.3"
 ::= { lldpXdot1dcbxRemETSBasicConfigurationEntry 3 }

lldpXdot1dcbxRemETSConPriorityAssignmentTable OBJECT-TYPE
SYNTAX          SEQUENCE OF
                LldpXdot1dcbxRemETSConPriorityAssignmentEntry
MAX-ACCESS      not-accessible
STATUS          current
DESCRIPTION
    "This table contains one row per priority. The entry in
    each row indicates the traffic class to which the
    priority is assigned."
 ::= { lldpXdot1dcbxRemETSConfiguration 2 }

lldpXdot1dcbxRemETSConPriorityAssignmentEntry OBJECT-TYPE
SYNTAX          LldpXdot1dcbxRemETSConPriorityAssignmentEntry
MAX-ACCESS      not-accessible
STATUS          current
DESCRIPTION
    "Indicates a priority to traffic class assignment."
INDEX          {
                lldpV2RemTimeMark,
                lldpV2RemLocalIfIndex,
                lldpV2RemLocalDestMACAddress,
                lldpV2RemIndex,
                lldpXdot1dcbxRemETSConPriority
            }
 ::= { lldpXdot1dcbxRemETSConPriorityAssignmentTable 1 }

LldpXdot1dcbxRemETSConPriorityAssignmentEntry ::= SEQUENCE {
    lldpXdot1dcbxRemETSConPriority          IEEE8021PriorityValue,
    lldpXdot1dcbxRemETSConPriTrafficClass
        LldpXdot1dcbxTrafficClassValue

```


}

lldpXdot1dcbxRemETSConPriority OBJECT-TYPE

SYNTAX IEEE8021PriorityValue

MAX-ACCESS not-accessible

STATUS current

DESCRIPTION

"Indicates the priority that is assigned to a traffic class."

REFERENCE

"D.2.9.6"

::= { lldpXdot1dcbxRemETSConPriorityAssignmentEntry 1 }

lldpXdot1dcbxRemETSConPriTrafficClass OBJECT-TYPE

SYNTAX LldpXdot1dcbxTrafficClassValue

MAX-ACCESS read-only

STATUS current

DESCRIPTION

"Indicates the traffic class to which this priority is to be assigned."

REFERENCE

"D.2.9.6"

::= { lldpXdot1dcbxRemETSConPriorityAssignmentEntry 2 }

lldpXdot1dcbxRemETSConTrafficClassBandwidthTable OBJECT-TYPE

SYNTAX SEQUENCE OF

LldpXdot1dcbxRemETSConTrafficClassBandwidthEntry

MAX-ACCESS not-accessible

STATUS current

DESCRIPTION

"This table contains one row per traffic class. The entry in each row indicates the traffic class to which the bandwidth is assigned."

::= { lldpXdot1dcbxRemETSConfiguration 3 }

lldpXdot1dcbxRemETSConTrafficClassBandwidthEntry OBJECT-TYPE

SYNTAX LldpXdot1dcbxRemETSConTrafficClassBandwidthEntry

MAX-ACCESS not-accessible

STATUS current

DESCRIPTION

"Indicates a traffic class to Bandwidth assignment."

INDEX

```

{
    lldpV2RemTimeMark,
    lldpV2RemLocalIfIndex,
    lldpV2RemLocalDestMACAddress,
    lldpV2RemIndex,
    lldpXdot1dcbxRemETSConTrafficClass
}

```

::= { lldpXdot1dcbxRemETSConTrafficClassBandwidthTable 1 }

LldpXdot1dcbxRemETSConTrafficClassBandwidthEntry ::= SEQUENCE {

lldpXdot1dcbxRemETSConTrafficClass

LldpXdot1dcbxTrafficClassValue,

lldpXdot1dcbxRemETSConTrafficClassBandwidth

```
        LldpXdot1dcbxTrafficClassBandwidthValue
    }

lldpXdot1dcbxRemETSConTrafficClass OBJECT-TYPE
    SYNTAX          LldpXdot1dcbxTrafficClassValue
    MAX-ACCESS      not-accessible
    STATUS          current
    DESCRIPTION
        "Indicates the traffic class to
         which this bandwidth applies"
    REFERENCE
        "D.2.9.7"
    ::= { lldpXdot1dcbxRemETSConTrafficClassBandwidthEntry 1 }

lldpXdot1dcbxRemETSConTrafficClassBandwidth OBJECT-TYPE
    SYNTAX          LldpXdot1dcbxTrafficClassBandwidthValue
    MAX-ACCESS      read-only
    STATUS          current
    DESCRIPTION
        "Indicates the bandwidth assigned to this traffic class."
    REFERENCE
        "D.2.9.7"
    ::= { lldpXdot1dcbxRemETSConTrafficClassBandwidthEntry 2 }

lldpXdot1dcbxRemETSConTrafficSelectionAlgorithmTable OBJECT-TYPE
    SYNTAX          SEQUENCE OF
        LldpXdot1dcbxRemETSConTrafficSelectionAlgorithmEntry
    MAX-ACCESS      not-accessible
    STATUS          current
    DESCRIPTION
        "This table contains one row per traffic class. The
         entry in each row indicates the traffic selection
         algorithm to be used by the traffic class."
    ::= { lldpXdot1dcbxRemETSConConfiguration 4 }

lldpXdot1dcbxRemETSConTrafficSelectionAlgorithmEntry OBJECT-TYPE
    SYNTAX          LldpXdot1dcbxRemETSConTrafficSelectionAlgorithmEntry
    MAX-ACCESS      not-accessible
    STATUS          current
    DESCRIPTION
        "Indicates a traffic class to traffic selection
         algorithm assignment."
    INDEX          {
        lldpV2RemTimeMark,
        lldpV2RemLocalIfIndex,
        lldpV2RemLocalDestMACAddress,
        lldpV2RemIndex,
        lldpXdot1dcbxRemETSConTSATrafficClass
    }
    ::= { lldpXdot1dcbxRemETSConTrafficSelectionAlgorithmTable 1 }

LldpXdot1dcbxRemETSConTrafficSelectionAlgorithmEntry ::= SEQUENCE {
    lldpXdot1dcbxRemETSConTSATrafficClass
```

```

        LldpXdot1dcbxTrafficClassValue,
        lldpXdot1dcbxRemETSConTrafficSelectionAlgorithm
        LldpXdot1dcbxTrafficSelectionAlgorithm
    }

lldpXdot1dcbxRemETSConTSATrafficClass OBJECT-TYPE
    SYNTAX          LldpXdot1dcbxTrafficClassValue
    MAX-ACCESS      not-accessible
    STATUS          current
    DESCRIPTION
        "Indicates the traffic class that is assigned to a traffic
        selection algorithm."
    REFERENCE
        "D.2.9.8"
    ::= { lldpXdot1dcbxRemETSConTrafficSelectionAlgorithmEntry 1 }

lldpXdot1dcbxRemETSConTrafficSelectionAlgorithm OBJECT-TYPE
    SYNTAX          LldpXdot1dcbxTrafficSelectionAlgorithm
    MAX-ACCESS      read-only
    STATUS          current
    DESCRIPTION
        "Indicates the Traffic Selection Algorithm to which this
        traffic class is to be assigned."
    REFERENCE
        "D.2.9.8"
    ::= { lldpXdot1dcbxRemETSConTrafficSelectionAlgorithmEntry 2 }

--
-- lldpXdot1dcbxRemETSRecommendationTable - Contains the information for
-- the remote system ETS Recommendation TLV.
--
lldpXdot1dcbxRemETSReco OBJECT IDENTIFIER ::=
    { lldpXdot1dcbxRemoteData 2 }

lldpXdot1dcbxRemETSRecoTrafficClassBandwidthTable OBJECT-TYPE
    SYNTAX          SEQUENCE OF
        LldpXdot1dcbxRemETSRecoTrafficClassBandwidthEntry
    MAX-ACCESS      not-accessible
    STATUS          current
    DESCRIPTION
        "This table contains one row per traffic class. The
        entry in each row indicates the traffic class to
        which the bandwidth is assigned."
    ::= { lldpXdot1dcbxRemETSReco 1 }

lldpXdot1dcbxRemETSRecoTrafficClassBandwidthEntry OBJECT-TYPE
    SYNTAX          LldpXdot1dcbxRemETSRecoTrafficClassBandwidthEntry
    MAX-ACCESS      not-accessible
    STATUS          current
    DESCRIPTION
        "Indicates a traffic class to Bandwidth assignment."
    INDEX          {
        lldpV2RemTimeMark,
        lldpV2RemLocalIfIndex,

```

```

        lldpV2RemLocalDestMACAddress,
        lldpV2RemIndex,
        lldpXdot1dcbxRemETSRecoTrafficClass
    }
    ::= { lldpXdot1dcbxRemETSRecoTrafficClassBandwidthTable 1 }

LldpXdot1dcbxRemETSRecoTrafficClassBandwidthEntry ::= SEQUENCE {
    lldpXdot1dcbxRemETSRecoTrafficClass
        LldpXdot1dcbxTrafficClassValue,
    lldpXdot1dcbxRemETSRecoTrafficClassBandwidth
        LldpXdot1dcbxTrafficClassBandwidthValue
}

lldpXdot1dcbxRemETSRecoTrafficClass OBJECT-TYPE
    SYNTAX          LldpXdot1dcbxTrafficClassValue
    MAX-ACCESS      not-accessible
    STATUS          current
    DESCRIPTION
        "Indicates the traffic class to
         which this bandwidth applies"
    REFERENCE
        "D.2.10.4"
    ::= { lldpXdot1dcbxRemETSRecoTrafficClassBandwidthEntry 1 }

lldpXdot1dcbxRemETSRecoTrafficClassBandwidth OBJECT-TYPE
    SYNTAX          LldpXdot1dcbxTrafficClassBandwidthValue
    MAX-ACCESS      read-only
    STATUS          current
    DESCRIPTION
        "Indicates the bandwidth assigned to this traffic class."
    REFERENCE
        "D.2.10.4"
    ::= { lldpXdot1dcbxRemETSRecoTrafficClassBandwidthEntry 2 }

lldpXdot1dcbxRemETSRecoTrafficSelectionAlgorithmTable OBJECT-TYPE
    SYNTAX          SEQUENCE OF
        LldpXdot1dcbxRemETSRecoTrafficSelectionAlgorithmEntry
    MAX-ACCESS      not-accessible
    STATUS          current
    DESCRIPTION
        "This table contains one row per traffic class. The
         entry in each row indicates the traffic selection
         algorithm to be used by the priority."
    ::= { lldpXdot1dcbxRemETSReco 2 }

lldpXdot1dcbxRemETSRecoTrafficSelectionAlgorithmEntry OBJECT-TYPE
    SYNTAX          LldpXdot1dcbxRemETSRecoTrafficSelectionAlgorithmEntry
    MAX-ACCESS      not-accessible
    STATUS          current
    DESCRIPTION
        "Indicates a priority to traffic selection algorithm
         assignment."
    INDEX          {
        lldpV2RemTimeMark,

```

```

        lldpV2RemLocalIfIndex,
        lldpV2RemLocalDestMACAddress,
        lldpV2RemIndex,
        lldpXdot1dcbxRemETSRecoTSATrafficClass
    }
    ::= { lldpXdot1dcbxRemETSRecoTrafficSelectionAlgorithmTable 1 }

LldpXdot1dcbxRemETSRecoTrafficSelectionAlgorithmEntry ::= SEQUENCE {
    lldpXdot1dcbxRemETSRecoTSATrafficClass
        LldpXdot1dcbxTrafficClassValue,
    lldpXdot1dcbxRemETSRecoTrafficSelectionAlgorithm
        LldpXdot1dcbxTrafficSelectionAlgorithm
}

lldpXdot1dcbxRemETSRecoTSATrafficClass OBJECT-TYPE
    SYNTAX          LldpXdot1dcbxTrafficClassValue
    MAX-ACCESS      not-accessible
    STATUS          current
    DESCRIPTION
        "Indicates the traffic class that is assigned to a traffic
        selection algorithm."
    REFERENCE
        "D.2.10.5"
    ::= { lldpXdot1dcbxRemETSRecoTrafficSelectionAlgorithmEntry 1 }

lldpXdot1dcbxRemETSRecoTrafficSelectionAlgorithm OBJECT-TYPE
    SYNTAX          LldpXdot1dcbxTrafficSelectionAlgorithm
    MAX-ACCESS      read-only
    STATUS          current
    DESCRIPTION
        "Indicates the Traffic Selection Algorithm to which this
        traffic class is to be assigned."
    REFERENCE
        "D.2.10.5"
    ::= { lldpXdot1dcbxRemETSRecoTrafficSelectionAlgorithmEntry 2 }

--
-- lldpXdot1dcbxRemPFCTable - Contains the information for the remote
-- system PFC TLV.
--
lldpXdot1dcbxRemPFC OBJECT IDENTIFIER ::= { lldpXdot1dcbxRemoteData 3 }

lldpXdot1dcbxRemPFCBasicTable OBJECT-TYPE
    SYNTAX          SEQUENCE OF LldpXdot1dcbxRemPFCBasicEntry
    MAX-ACCESS      not-accessible
    STATUS          current
    DESCRIPTION
        "This table contains one row per port for the IEEE 802.1
        organizationally defined LLDP PFC TLV on the local
        system known to this agent"
    ::= { lldpXdot1dcbxRemPFC 1 }

lldpXdot1dcbxRemPFCBasicEntry OBJECT-TYPE
    SYNTAX          LldpXdot1dcbxRemPFCBasicEntry

```

```

MAX-ACCESS      not-accessible
STATUS          current
DESCRIPTION
    "Information about the IEEE 802.1 organizational defined
    PFC TLV LLDP extension."
INDEX          {
                lldpV2RemTimeMark,
                lldpV2RemLocalIfIndex,
                lldpV2RemLocalDestMACAddress,
                lldpV2RemIndex
            }
 ::= { lldpXdot1dcbxRemPFCBasicTable 1 }

LldpXdot1dcbxRemPFCBasicEntry ::= SEQUENCE {
    lldpXdot1dcbxRemPFCWilling      TruthValue,
    lldpXdot1dcbxRemPFCMBC         TruthValue,
    lldpXdot1dcbxRemPFCCap         LldpXdot1dcbxSupportedCapacity
}

lldpXdot1dcbxRemPFCWilling OBJECT-TYPE
    SYNTAX      TruthValue
    MAX-ACCESS  read-only
    STATUS      current
    DESCRIPTION
        "Indicates if the remote system is willing to accept the
        PFC configuration of the local system."
    REFERENCE
        "D.2.11.3"
    ::= { lldpXdot1dcbxRemPFCBasicEntry 1}

lldpXdot1dcbxRemPFCMBC OBJECT-TYPE
    SYNTAX      TruthValue
    MAX-ACCESS  read-only
    STATUS      current
    DESCRIPTION
        "Indicates if the remote system is capable of bypassing
        MACsec processing when MACsec is disabled."
    REFERENCE
        "D.2.11.4"
    ::= { lldpXdot1dcbxRemPFCBasicEntry 2}

lldpXdot1dcbxRemPFCCap OBJECT-TYPE
    SYNTAX      LldpXdot1dcbxSupportedCapacity
    MAX-ACCESS  read-only
    STATUS      current
    DESCRIPTION
        "Indicates the number of traffic classes on the remote device
        that may simultaneously have PFC enabled."
    REFERENCE
        "D.2.11.5"
    ::= { lldpXdot1dcbxRemPFCBasicEntry 3}

lldpXdot1dcbxRemPFCEnableTable OBJECT-TYPE
    SYNTAX      SEQUENCE OF LldpXdot1dcbxRemPFCEnableEntry

```

```

MAX-ACCESS    not-accessible
STATUS        current
DESCRIPTION
    "This table contains eight entries, one entry per priority,
    indicating if PFC is enabled on the corresponding priority."
 ::= { lldpXdot1dcbxRemPFC 2 }

lldpXdot1dcbxRemPFCEnableEntry OBJECT-TYPE
SYNTAX        LldpXdot1dcbxRemPFCEnableEntry
MAX-ACCESS    not-accessible
STATUS        current
DESCRIPTION
    "Each entry indicates if PFC is enabled on the
    corresponding priority"
INDEX         {
    lldpV2RemTimeMark,
    lldpV2RemLocalIfIndex,
    lldpV2RemLocalDestMACAddress,
    lldpV2RemIndex,
    lldpXdot1dcbxRemPFCEnablePriority
}
 ::= { lldpXdot1dcbxRemPFCEnableTable 1 }

LldpXdot1dcbxRemPFCEnableEntry ::= SEQUENCE {
    lldpXdot1dcbxRemPFCEnablePriority  IEEE8021PriorityValue,
    lldpXdot1dcbxRemPFCEnableEnabled  TruthValue
}

lldpXdot1dcbxRemPFCEnablePriority OBJECT-TYPE
SYNTAX        IEEE8021PriorityValue
MAX-ACCESS    not-accessible
STATUS        current
DESCRIPTION
    "Priority for which PFC is enabled / disabled"
 ::= { lldpXdot1dcbxRemPFCEnableEntry 1 }

lldpXdot1dcbxRemPFCEnableEnabled OBJECT-TYPE
SYNTAX        TruthValue
MAX-ACCESS    read-only
STATUS        current
DESCRIPTION
    "Indicates if PFC is enabled on the corresponding priority"
REFERENCE
    "D.2.11.6"
 ::= { lldpXdot1dcbxRemPFCEnableEntry 2 }

--
-- lldpXdot1dcbxRemApplicationPriorityTable - Contains the information
-- for the remote system Application Priority TLV.
--

lldpXdot1dcbxRemApplicationPriorityAppTable OBJECT-TYPE
SYNTAX        SEQUENCE OF
                LldpXdot1dcbxRemApplicationPriorityAppEntry

```

```

MAX-ACCESS    not-accessible
STATUS        current
DESCRIPTION
    "Table containing entries indicating the priority to be used
    for a given application"
 ::= { lldpXdot1dcbxRemoteData 4 }

lldpXdot1dcbxRemApplicationPriorityAppEntry OBJECT-TYPE
SYNTAX        LldpXdot1dcbxRemApplicationPriorityAppEntry
MAX-ACCESS    not-accessible
STATUS        current
DESCRIPTION
    "Entry that indicates the priority to be used for a
    given application."
INDEX         {
                lldpV2RemTimeMark,
                lldpV2RemLocalIfIndex,
                lldpV2RemLocalDestMACAddress,
                lldpV2RemIndex,
                lldpXdot1dcbxRemApplicationPriorityAESelector,
                lldpXdot1dcbxRemApplicationPriorityAEProtocol
            }
 ::= { lldpXdot1dcbxRemApplicationPriorityAppTable 1 }

lldpXdot1dcbxRemApplicationPriorityAppEntry ::= SEQUENCE {
    lldpXdot1dcbxRemApplicationPriorityAESelector
        LldpXdot1dcbxAppSelector,
    lldpXdot1dcbxRemApplicationPriorityAEProtocol
        LldpXdot1dcbxAppProtocol,
    lldpXdot1dcbxRemApplicationPriorityAEPriority
        IEEE8021PriorityValue
}

lldpXdot1dcbxRemApplicationPriorityAESelector OBJECT-TYPE
SYNTAX        LldpXdot1dcbxAppSelector
MAX-ACCESS    not-accessible
STATUS        current
DESCRIPTION
    "Indicates the contents of the protocol object
    (lldpXdot1dcbxRemApplicationPriorityAEProtocol)
    1: Ethertype
    2: Well Known Port number over TCP, or SCTP
    3: Well Known Port number over UDP, or DCCP
    4: Well Known Port number over TCP, SCTP, UDP, and DCCP"
REFERENCE
    "D.2.12.3"
 ::= { lldpXdot1dcbxRemApplicationPriorityAppEntry 1 }

lldpXdot1dcbxRemApplicationPriorityAEProtocol OBJECT-TYPE
SYNTAX        LldpXdot1dcbxAppProtocol
MAX-ACCESS    not-accessible
STATUS        current
DESCRIPTION
    "The protocol indicator of the type indicated by

```



```

        lldpXdot1dcbxRemApplicationPriorityAESelector."
REFERENCE
    "D.2.12.3"
 ::= { lldpXdot1dcbxRemApplicationPriorityAppEntry 2 }

lldpXdot1dcbxRemApplicationPriorityAEPriority OBJECT-TYPE
SYNTAX          IEEE8021PriorityValue
MAX-ACCESS      read-only
STATUS          current
DESCRIPTION
    "The priority code point that should be used in
    frames transporting the protocol indicated by
    lldpXdot1dcbxRemApplicationPriorityAESelector and
    lldpXdot1dcbxRemApplicationPriorityAEProtocol"
REFERENCE
    "D.2.12.3"
 ::= { lldpXdot1dcbxRemApplicationPriorityAppEntry 3 }

-----
-- IEEE 802.1 - DCBX Administrative Information
-----

--
-- lldpXdot1dcbxAdminETSConfigurationTable - Contains the information
-- for the ETS Configuration TLV.
--
lldpXdot1dcbxAdminETSConfiguration OBJECT IDENTIFIER
 ::= { lldpXdot1dcbxAdminData 1 }

lldpXdot1dcbxAdminETSConfigurationTable OBJECT-TYPE
SYNTAX          SEQUENCE OF
                LldpXdot1dcbxAdminETSConfigurationEntry
MAX-ACCESS      not-accessible
STATUS          current
DESCRIPTION
    "This table contains one row per port for the IEEE 802.1
    organizationally defined LLDP ETS Configuration TLV
    on the local system known to this agent"
 ::= { lldpXdot1dcbxAdminETSConfiguration 1 }

lldpXdot1dcbxAdminETSConfigurationEntry OBJECT-TYPE
SYNTAX          LldpXdot1dcbxAdminETSConfigurationEntry
MAX-ACCESS      not-accessible
STATUS          current
DESCRIPTION
    "Information about the IEEE 802.1 organizational defined
    ETS Configuration TLV LLDP extension."
INDEX          { lldpV2LocPortIfIndex }
 ::= { lldpXdot1dcbxAdminETSConfigurationTable 1 }

LldpXdot1dcbxAdminETSConfigurationEntry ::= SEQUENCE {
    lldpXdot1dcbxAdminETSConCreditBasedShaperSupport      TruthValue,
    lldpXdot1dcbxAdminETSConTrafficClassesSupported
    LldpXdot1dcbxSupportedCapacity,

```

```

    lldpXdot1dcbxAdminETSConWilling      TruthValue
}

lldpXdot1dcbxAdminETSConCreditBasedShaperSupport OBJECT-TYPE
    SYNTAX          TruthValue
    MAX-ACCESS      read-only
    STATUS          current
    DESCRIPTION
        "Indicates support for the credit-based shaper Traffic
        Selection Algorithm."
    REFERENCE
        "D.2.9.4"
    ::= { lldpXdot1dcbxAdminETSBasicConfigurationEntry 1 }

lldpXdot1dcbxAdminETSConTrafficClassesSupported OBJECT-TYPE
    SYNTAX          LldpXdot1dcbxSupportedCapacity
    MAX-ACCESS      read-only
    STATUS          current
    DESCRIPTION
        "Indicates the number of traffic classes supported."
    REFERENCE
        "D.2.9.5"
    ::= { lldpXdot1dcbxAdminETSBasicConfigurationEntry 2 }

lldpXdot1dcbxAdminETSConWilling OBJECT-TYPE
    SYNTAX          TruthValue
    MAX-ACCESS      read-write
    STATUS          current
    DESCRIPTION
        "Indicates if the local system is willing to accept the
        ETS configuration recommended by the remote system."
    REFERENCE
        "D.2.9.3"
    DEFVAL         { false }
    ::= { lldpXdot1dcbxAdminETSBasicConfigurationEntry 3 }

lldpXdot1dcbxAdminETSConPriorityAssignmentTable OBJECT-TYPE
    SYNTAX          SEQUENCE OF
        LldpXdot1dcbxAdminETSConPriorityAssignmentEntry
    MAX-ACCESS      not-accessible
    STATUS          current
    DESCRIPTION
        "This table contains one row per priority. The entry in each
        row indicates the traffic class to which the priority is
        assigned."
    ::= { lldpXdot1dcbxAdminETSConfiguration 2 }

lldpXdot1dcbxAdminETSConPriorityAssignmentEntry OBJECT-TYPE
    SYNTAX          LldpXdot1dcbxAdminETSConPriorityAssignmentEntry
    MAX-ACCESS      not-accessible
    STATUS          current
    DESCRIPTION
        "Indicates a priority to traffic class assignment."
    INDEX          {

```

```

        lldpV2LocPortIfIndex,
        lldpXdot1dcbxAdminETSTrafficClassPriority
    }
    ::= { lldpXdot1dcbxAdminETSTrafficClassPriorityAssignmentTable 1 }

LldpXdot1dcbxAdminETSTrafficClassPriorityAssignmentEntry ::= SEQUENCE {
    lldpXdot1dcbxAdminETSTrafficClassPriority      IEEE8021PriorityValue,
    lldpXdot1dcbxAdminETSTrafficClassPriorityClass
        LldpXdot1dcbxTrafficClassValue
}

lldpXdot1dcbxAdminETSTrafficClassPriority OBJECT-TYPE
    SYNTAX      IEEE8021PriorityValue
    MAX-ACCESS  not-accessible
    STATUS      current
    DESCRIPTION
        "Indicates the priority that is assigned to a traffic
        class."
    REFERENCE
        "D.2.9.6"
    ::= { lldpXdot1dcbxAdminETSTrafficClassPriorityAssignmentEntry 1 }

lldpXdot1dcbxAdminETSTrafficClassPriorityClass OBJECT-TYPE
    SYNTAX      LldpXdot1dcbxTrafficClassValue
    MAX-ACCESS  read-write
    STATUS      current
    DESCRIPTION
        "Indicates the traffic class to which this priority is
        to be assigned."
    REFERENCE
        "D.2.9.6"
    DEFVAL     { 0 }
    ::= { lldpXdot1dcbxAdminETSTrafficClassPriorityAssignmentEntry 2 }

lldpXdot1dcbxAdminETSTrafficClassBandwidthTable OBJECT-TYPE
    SYNTAX      SEQUENCE OF
        LldpXdot1dcbxAdminETSTrafficClassBandwidthEntry
    MAX-ACCESS  not-accessible
    STATUS      current
    DESCRIPTION
        "This table contains one row per traffic class.  The
        entry in each row indicates the traffic class to
        which the bandwidth is assigned."
    ::= { lldpXdot1dcbxAdminETSTrafficClassBandwidthTable 3 }

lldpXdot1dcbxAdminETSTrafficClassBandwidthEntry OBJECT-TYPE
    SYNTAX      LldpXdot1dcbxAdminETSTrafficClassBandwidthEntry
    MAX-ACCESS  not-accessible
    STATUS      current
    DESCRIPTION
        "Indicates a traffic class to Bandwidth assignment."
    INDEX      {
        lldpV2LocPortIfIndex,
        lldpXdot1dcbxAdminETSTrafficClass
    }

```

```
    }  
    ::= { lldpXdot1dcbxAdminETSTrafficClassBandwidthTable 1 }  
  
LldpXdot1dcbxAdminETSTrafficClassBandwidthEntry ::= SEQUENCE {  
    lldpXdot1dcbxAdminETSTrafficClass  
        LldpXdot1dcbxTrafficClassValue,  
    lldpXdot1dcbxAdminETSTrafficClassBandwidth  
        LldpXdot1dcbxTrafficClassBandwidthValue  
}  
  
lldpXdot1dcbxAdminETSTrafficClass OBJECT-TYPE  
    SYNTAX          LldpXdot1dcbxTrafficClassValue  
    MAX-ACCESS      not-accessible  
    STATUS          current  
    DESCRIPTION  
        "Indicates the traffic class to  
        which this bandwidth applies"  
    REFERENCE  
        "D.2.9.7"  
    ::= { lldpXdot1dcbxAdminETSTrafficClassBandwidthEntry 1 }  
  
lldpXdot1dcbxAdminETSTrafficClassBandwidth OBJECT-TYPE  
    SYNTAX          LldpXdot1dcbxTrafficClassBandwidthValue  
    MAX-ACCESS      read-write  
    STATUS          current  
    DESCRIPTION  
        "Indicates the bandwidth assigned to this traffic class.  
        The sum of the bandwidths assigned to a given port is  
        required at all times to equal 100. An operation that  
        attempts to change this table such that the bandwidth  
        entries do not total 100 shall be rejected. An implication  
        of this is that modification of this table requires that  
        multiple set operations be included in a single SNMP PDU,  
        commonly referred to as an MSET operation, to perform  
        simultaneous set operations to keep the sum at 100. Any  
        attempt to change a single entry in this table will result  
        in the operation being rejected since entries in the  
        table referring to the given port will no longer  
        sum to 100."  
    REFERENCE  
        "D.2.9.7"  
    ::= { lldpXdot1dcbxAdminETSTrafficClassBandwidthEntry 2 }  
  
lldpXdot1dcbxAdminETSTrafficSelectionAlgorithmTable OBJECT-TYPE  
    SYNTAX          SEQUENCE OF  
        LldpXdot1dcbxAdminETSTrafficSelectionAlgorithmEntry  
    MAX-ACCESS      not-accessible  
    STATUS          current  
    DESCRIPTION  
        "This table contains one row per traffic class. The entry  
        in each row indicates the traffic selection algorithm to  
        be used by the priority."  
    ::= { lldpXdot1dcbxAdminETSTrafficConfiguration 4 }
```

```

lldpXdot1dcbxAdminETSConTrafficSelectionAlgorithmEntry OBJECT-TYPE
    SYNTAX          LldpXdot1dcbxAdminETSConTrafficSelectionAlgorithmEntry
    MAX-ACCESS      not-accessible
    STATUS          current
    DESCRIPTION
        "Indicates a traffic class to traffic selection
        algorithm assignment."
    INDEX           {
                    lldpV2LocPortIfIndex,
                    lldpXdot1dcbxAdminETSConTSATrafficClass
                }
    ::= { lldpXdot1dcbxAdminETSConTrafficSelectionAlgorithmTable 1 }

LldpXdot1dcbxAdminETSConTrafficSelectionAlgorithmEntry ::= SEQUENCE {
    lldpXdot1dcbxAdminETSConTSATrafficClass
        LldpXdot1dcbxTrafficClassValue,
    lldpXdot1dcbxAdminETSConTrafficSelectionAlgorithm
        LldpXdot1dcbxTrafficSelectionAlgorithm
}

lldpXdot1dcbxAdminETSConTSATrafficClass OBJECT-TYPE
    SYNTAX          LldpXdot1dcbxTrafficClassValue
    MAX-ACCESS      not-accessible
    STATUS          current
    DESCRIPTION
        "Indicates the traffic class that is assigned
        to a traffic selection algorithm."
    REFERENCE
        "D.2.9.8"
    ::= { lldpXdot1dcbxAdminETSConTrafficSelectionAlgorithmEntry 1 }

lldpXdot1dcbxAdminETSConTrafficSelectionAlgorithm OBJECT-TYPE
    SYNTAX          LldpXdot1dcbxTrafficSelectionAlgorithm
    MAX-ACCESS      read-write
    STATUS          current
    DESCRIPTION
        "Indicates the Traffic Selection Algorithm to which this
        traffic class is to be assigned."
    REFERENCE
        "D.2.9.8"
    ::= { lldpXdot1dcbxAdminETSConTrafficSelectionAlgorithmEntry 2 }

--
-- lldpXdot1dcbxAdminETSRecommendationTable - Contains the information
-- for the ETS Recommendation TLV.
--
lldpXdot1dcbxAdminETSReco OBJECT IDENTIFIER ::=
    { lldpXdot1dcbxAdminData 2 }

lldpXdot1dcbxAdminETSRecoTrafficClassBandwidthTable OBJECT-TYPE
    SYNTAX          SEQUENCE OF
                    LldpXdot1dcbxAdminETSRecoTrafficClassBandwidthEntry
    MAX-ACCESS      not-accessible

```

STATUS current

DESCRIPTION

"This table contains one row per traffic class. The entry in each row indicates the traffic class to which the bandwidth is assigned."

::= { lldpXdot1dcbxAdminETSReco 1 }

lldpXdot1dcbxAdminETSRecoTrafficClassBandwidthEntry OBJECT-TYPE

SYNTAX LldpXdot1dcbxAdminETSRecoTrafficClassBandwidthEntry

MAX-ACCESS not-accessible

STATUS current

DESCRIPTION

"Indicates a traffic class to Bandwidth assignment."

INDEX

{
lldpV2LocPortIfIndex,
lldpXdot1dcbxAdminETSRecoTrafficClass

}

::= { lldpXdot1dcbxAdminETSRecoTrafficClassBandwidthTable 1 }

LldpXdot1dcbxAdminETSRecoTrafficClassBandwidthEntry ::= SEQUENCE {

lldpXdot1dcbxAdminETSRecoTrafficClass

LldpXdot1dcbxTrafficClassValue,

lldpXdot1dcbxAdminETSRecoTrafficClassBandwidth

LldpXdot1dcbxTrafficClassBandwidthValue

}

lldpXdot1dcbxAdminETSRecoTrafficClass OBJECT-TYPE

SYNTAX LldpXdot1dcbxTrafficClassValue

MAX-ACCESS not-accessible

STATUS current

DESCRIPTION

"Indicates the traffic class to which this bandwidth applies"

REFERENCE

"D.2.10.4"

::= { lldpXdot1dcbxAdminETSRecoTrafficClassBandwidthEntry 1 }

lldpXdot1dcbxAdminETSRecoTrafficClassBandwidth OBJECT-TYPE

SYNTAX LldpXdot1dcbxTrafficClassBandwidthValue

MAX-ACCESS read-write

STATUS current

DESCRIPTION

"Indicates the bandwidth assigned to this traffic class. The sum of the bandwidths assigned to a given port is required at all times to equal 100. An operation that attempts to change this table such that the bandwidth entries do not total 100 shall be rejected. An implication of this is that modification of this table requires that multiple set operations be included in a single SNMP PDU, commonly referred to as an MSET operation, to perform simultaneous set operations to keep the sum at 100. Any attempt to change a single entry in this table will result in the operation being rejected since entries in the table referring to the given port will no longer

sum to 100."

REFERENCE

"D.2.10.4"

::= { lldpXdot1dcbxAdminETSRecoTrafficClassBandwidthEntry 2 }

lldpXdot1dcbxAdminETSRecoTrafficSelectionAlgorithmTable OBJECT-TYPE

SYNTAX SEQUENCE OF

LldpXdot1dcbxAdminETSRecoTrafficSelectionAlgorithmEntry

MAX-ACCESS not-accessible

STATUS current

DESCRIPTION

"This table contains one row per traffic class. The entry in each row indicates the traffic selection algorithm to be used by the traffic class."

::= { lldpXdot1dcbxAdminETSReco 2 }

lldpXdot1dcbxAdminETSRecoTrafficSelectionAlgorithmEntry OBJECT-TYPE

SYNTAX LldpXdot1dcbxAdminETSRecoTrafficSelectionAlgorithmEntry

MAX-ACCESS not-accessible

STATUS current

DESCRIPTION

"Indicates a traffic class to traffic selection algorithm assignment."

INDEX

{
lldpV2LocPortIfIndex,
lldpXdot1dcbxAdminETSRecoTSATrafficClass

}

::= { lldpXdot1dcbxAdminETSRecoTrafficSelectionAlgorithmTable 1 }

LldpXdot1dcbxAdminETSRecoTrafficSelectionAlgorithmEntry ::= SEQUENCE {

lldpXdot1dcbxAdminETSRecoTSATrafficClass

LldpXdot1dcbxTrafficClassValue,

lldpXdot1dcbxAdminETSRecoTrafficSelectionAlgorithm

LldpXdot1dcbxTrafficSelectionAlgorithm

}

lldpXdot1dcbxAdminETSRecoTSATrafficClass OBJECT-TYPE

SYNTAX LldpXdot1dcbxTrafficClassValue

MAX-ACCESS not-accessible

STATUS current

DESCRIPTION

"Indicates the traffic class that is assigned to a traffic selection algorithm."

REFERENCE

"D.2.10.5"

::= { lldpXdot1dcbxAdminETSRecoTrafficSelectionAlgorithmEntry 1 }

lldpXdot1dcbxAdminETSRecoTrafficSelectionAlgorithm OBJECT-TYPE

SYNTAX LldpXdot1dcbxTrafficSelectionAlgorithm

MAX-ACCESS read-write

STATUS current

DESCRIPTION

"Indicates the Traffic Selection Algorithm to which this

```

        traffic class is to be assigned."
REFERENCE
    "D.2.10.5"
 ::= { lldpXdot1dcbxAdminETSRecoTrafficSelectionAlgorithmEntry 2 }

--
-- lldpXdot1dcbxAdminPFCTable - Contains the information for the PFC
-- Configuration TLV.
--
lldpXdot1dcbxAdminPFC OBJECT IDENTIFIER ::= { lldpXdot1dcbxAdminData 3 }

lldpXdot1dcbxAdminPFCBasicTable OBJECT-TYPE
    SYNTAX          SEQUENCE OF LldpXdot1dcbxAdminPFCBasicEntry
    MAX-ACCESS      not-accessible
    STATUS          current
    DESCRIPTION
        "This table contains one row per port for the IEEE 802.1
        organizationally defined LLDP PFC TLV on the local
        system known to this agent"
    ::= { lldpXdot1dcbxAdminPFC 1 }

lldpXdot1dcbxAdminPFCBasicEntry OBJECT-TYPE
    SYNTAX          LldpXdot1dcbxAdminPFCBasicEntry
    MAX-ACCESS      not-accessible
    STATUS          current
    DESCRIPTION
        "Information about the IEEE 802.1 organizational defined
        PFC TLV LLDP extension."
    INDEX           { lldpV2LocPortIfIndex }
    ::= { lldpXdot1dcbxAdminPFCBasicTable 1 }

LldpXdot1dcbxAdminPFCBasicEntry ::= SEQUENCE {
    lldpXdot1dcbxAdminPFCWilling      TruthValue,
    lldpXdot1dcbxAdminPFCMBC         TruthValue,
    lldpXdot1dcbxAdminPFCCap         LldpXdot1dcbxSupportedCapacity
}

lldpXdot1dcbxAdminPFCWilling OBJECT-TYPE
    SYNTAX          TruthValue
    MAX-ACCESS      read-write
    STATUS          current
    DESCRIPTION
        "Indicates if the local system is willing to accept the
        PFC configuration of the remote system."
    REFERENCE
        "D.2.11.3"
    DEFVAL         { false }
    ::= { lldpXdot1dcbxAdminPFCBasicEntry 1}

lldpXdot1dcbxAdminPFCMBC OBJECT-TYPE
    SYNTAX          TruthValue
    MAX-ACCESS      read-only
    STATUS          current
    DESCRIPTION

```



```

        "Indicates if the local system is capable of bypassing
        MACsec processing when MACsec is disabled."
REFERENCE
    "D.2.11.4"
 ::= { lldpXdot1dcbxAdminPFCBasicEntry 2}

lldpXdot1dcbxAdminPFCap OBJECT-TYPE
SYNTAX      LldpXdot1dcbxSupportedCapacity
MAX-ACCESS  read-only
STATUS      current
DESCRIPTION
    "Indicates the number of traffic classes on the local device
    that may simultaneously have PFC enabled.

    Note that this typically indicates a physical limitation of the
    device. However, some devices may allow this parameter to be
    administratively configured, in which case the MAX-ACCESS
    should be changed to read-write with and an appropriate
    DEFVAL added."
REFERENCE
    "D.2.11.5"
 ::= { lldpXdot1dcbxAdminPFCBasicEntry 3}

lldpXdot1dcbxAdminPFCEnableTable OBJECT-TYPE
SYNTAX      SEQUENCE OF LldpXdot1dcbxAdminPFCEnableEntry
MAX-ACCESS  not-accessible
STATUS      current
DESCRIPTION
    "This table contains eight entries, one entry per priority,
    indicating if PFC is enabled on the corresponding priority."
 ::= { lldpXdot1dcbxAdminPFC 2 }

lldpXdot1dcbxAdminPFCEnableEntry OBJECT-TYPE
SYNTAX      LldpXdot1dcbxAdminPFCEnableEntry
MAX-ACCESS  not-accessible
STATUS      current
DESCRIPTION
    "Each entry indicates if PFC is enabled on the
    corresponding priority"
INDEX {
    lldpV2LocPortIfIndex,
    lldpXdot1dcbxAdminPFCEnablePriority
}
 ::= { lldpXdot1dcbxAdminPFCEnableTable 1 }

LldpXdot1dcbxAdminPFCEnableEntry ::= SEQUENCE {
    lldpXdot1dcbxAdminPFCEnablePriority    IEEE8021PriorityValue,
    lldpXdot1dcbxAdminPFCEnableEnabled    TruthValue
}

lldpXdot1dcbxAdminPFCEnablePriority OBJECT-TYPE
SYNTAX      IEEE8021PriorityValue
MAX-ACCESS  not-accessible
STATUS      current

```

```

DESCRIPTION
    "Priority for which PFC is enabled / disabled"
 ::= { lldpXdot1dcbxAdminPFCEnableEntry 1 }

lldpXdot1dcbxAdminPFCEnableEnabled OBJECT-TYPE
SYNTAX      TruthValue
MAX-ACCESS  read-write
STATUS      current
DESCRIPTION
    "Indicates if PFC is enabled on the corresponding priority"
REFERENCE
    "D.2.11.6"
DEFVAL     { false }
 ::= { lldpXdot1dcbxAdminPFCEnableEntry 2 }

--
-- lldpXdot1dcbxAdminApplicationPriorityTable - Contains the
-- information for the Application Priority TLV.
--

lldpXdot1dcbxAdminApplicationPriorityAppTable OBJECT-TYPE
SYNTAX      SEQUENCE OF
            LldpXdot1dcbxAdminApplicationPriorityAppEntry
MAX-ACCESS  not-accessible
STATUS      current
DESCRIPTION
    "Table containing entries indicating the priority to be used
    for a given application"
 ::= { lldpXdot1dcbxAdminData 4 }

lldpXdot1dcbxAdminApplicationPriorityAppEntry OBJECT-TYPE
SYNTAX      LldpXdot1dcbxAdminApplicationPriorityAppEntry
MAX-ACCESS  not-accessible
STATUS      current
DESCRIPTION
    "Entry that indicates the priority to be used for a
    given application."
INDEX      {
            lldpV2LocPortIfIndex,
            lldpXdot1dcbxAdminApplicationPriorityASelector,
            lldpXdot1dcbxAdminApplicationPriorityAProtocol
          }
 ::= { lldpXdot1dcbxAdminApplicationPriorityAppTable 1 }

LldpXdot1dcbxAdminApplicationPriorityAppEntry ::= SEQUENCE {
    lldpXdot1dcbxAdminApplicationPriorityASelector
        LldpXdot1dcbxAppSelector,
    lldpXdot1dcbxAdminApplicationPriorityAProtocol
        LldpXdot1dcbxAppProtocol,
    lldpXdot1dcbxAdminApplicationPriorityAPriority
        IEEE8021PriorityValue
}

lldpXdot1dcbxAdminApplicationPriorityASelector OBJECT-TYPE

```

```

SYNTAX          LldpXdot1dcbxAppSelector
MAX-ACCESS      not-accessible
STATUS          current
DESCRIPTION
    "Indicates the contents of the protocol object
    (lldpXdot1dcbxAdminApplicationPriorityAEProtocol)
    1: Ethertype
    2: Well Known Port number over TCP, or SCTP
    3: Well Known Port number over UDP, or DCCP
    4: Well Known Port number over TCP, SCTP, UDP, and DCCP"
REFERENCE
    "D.2.11.6"
 ::= { lldpXdot1dcbxAdminApplicationPriorityAppEntry 1 }

```

```

lldpXdot1dcbxAdminApplicationPriorityAEProtocol OBJECT-TYPE
SYNTAX          LldpXdot1dcbxAppProtocol
MAX-ACCESS      not-accessible
STATUS          current
DESCRIPTION
    "The protocol indicator of the type indicated by
    lldpXdot1dcbxAdminApplicationPriorityAESelector."
REFERENCE
    "D.2.11.6"
 ::= { lldpXdot1dcbxAdminApplicationPriorityAppEntry 2 }

```

```

lldpXdot1dcbxAdminApplicationPriorityAEPriority OBJECT-TYPE
SYNTAX          IEEE8021PriorityValue
MAX-ACCESS      read-create
STATUS          current
DESCRIPTION
    "The priority code point that should be used in
    frames transporting the protocol indicated by
    lldpXdot1dcbxAdminApplicationPriorityAESelector and
    lldpXdot1dcbxAdminApplicationPriorityAEProtocol"
REFERENCE
    "D.2.11.6"
 ::= { lldpXdot1dcbxAdminApplicationPriorityAppEntry 3 }

```

```

-----
-- IEEE 802.1 - DCBX Conformance Information
-----

```

```

lldpXdot1dcbxConformance OBJECT IDENTIFIER ::= { lldpV2Xdot1MIB 6 }
lldpXdot1dcbxCompliances
    OBJECT IDENTIFIER ::= { lldpXdot1dcbxConformance 1 }
lldpXdot1dcbxGroups
    OBJECT IDENTIFIER ::= { lldpXdot1dcbxConformance 2 }

```

```

--
-- Compliance Statements
--

```

```

lldpXdot1dcbxCompliance MODULE-COMPLIANCE
    STATUS          current
    DESCRIPTION

```

"A compliance statement for SNMP entities that implement the IEEE 802.1 organizationally defined DCBX LLDP extension MIB.

This group is mandatory for agents which implement Enhanced Transmission Selection."

```
MODULE          -- this module
  MANDATORY-GROUPS { lldpXdot1dcbxETSGroup,
                     lldpXdot1dcbxPFCGroup,
                     lldpXdot1dcbxApplicationPriorityGroup,
                     ifGeneralInformationGroup
                   }
  ::= { lldpXdot1dcbxCompliances 1 }

--
-- MIB Groupings
--

lldpXdot1dcbxETSGroup OBJECT-GROUP
  OBJECTS {
    lldpXdot1dcbxConfigETSConfigurationTxEnable,
    lldpXdot1dcbxConfigETSRecommendationTxEnable,
    lldpXdot1dcbxLocETSConCreditBasedShaperSupport,
    lldpXdot1dcbxLocETSConTrafficClassesSupported,
    lldpXdot1dcbxLocETSConWilling,
    lldpXdot1dcbxLocETSConPriTrafficClass,
    lldpXdot1dcbxLocETSConTrafficClassBandwidth,
    lldpXdot1dcbxLocETSConTrafficSelectionAlgorithm,
    lldpXdot1dcbxLocETSRecoTrafficClassBandwidth,
    lldpXdot1dcbxLocETSRecoTrafficSelectionAlgorithm,
    lldpXdot1dcbxRemETSConCreditBasedShaperSupport,
    lldpXdot1dcbxRemETSConTrafficClassesSupported,
    lldpXdot1dcbxRemETSConWilling,
    lldpXdot1dcbxRemETSConPriTrafficClass,
    lldpXdot1dcbxRemETSConTrafficClassBandwidth,
    lldpXdot1dcbxRemETSConTrafficSelectionAlgorithm,
    lldpXdot1dcbxRemETSRecoTrafficClassBandwidth,
    lldpXdot1dcbxRemETSRecoTrafficSelectionAlgorithm,
    lldpXdot1dcbxAdminETSConCreditBasedShaperSupport,
    lldpXdot1dcbxAdminETSConTrafficClassesSupported,
    lldpXdot1dcbxAdminETSConWilling,
    lldpXdot1dcbxAdminETSConPriTrafficClass,
    lldpXdot1dcbxAdminETSConTrafficClassBandwidth,
    lldpXdot1dcbxAdminETSConTrafficSelectionAlgorithm,
    lldpXdot1dcbxAdminETSRecoTrafficClassBandwidth,
    lldpXdot1dcbxAdminETSRecoTrafficSelectionAlgorithm
  }
  STATUS current
  DESCRIPTION
    "The collection of objects used for Enhanced
    Transmission Selection."
  ::= { lldpXdot1dcbxGroups 1 }

lldpXdot1dcbxPFCGroup OBJECT-GROUP
```

```
OBJECTS {
    lldpXdot1dcbxConfigPFCTxEnable,
    lldpXdot1dcbxLocPFCWilling,
    lldpXdot1dcbxLocPFCMBC,
    lldpXdot1dcbxLocPFCCap,
    lldpXdot1dcbxLocPFCEnableEnabled,
    lldpXdot1dcbxRemPFCWilling,
    lldpXdot1dcbxRemPFCMBC,
    lldpXdot1dcbxRemPFCCap,
    lldpXdot1dcbxRemPFCEnableEnabled,
    lldpXdot1dcbxAdminPFCWilling,
    lldpXdot1dcbxAdminPFCMBC,
    lldpXdot1dcbxAdminPFCCap,
    lldpXdot1dcbxAdminPFCEnableEnabled
}
STATUS current
DESCRIPTION
    "The collection of objects used for Priority-
    base Flow Control."
::= { lldpXdot1dcbxGroups 2 }

lldpXdot1dcbxApplicationPriorityGroup OBJECT-GROUP
OBJECTS {
    lldpXdot1dcbxConfigApplicationPriorityTxEnable,
    lldpXdot1dcbxLocApplicationPriorityAEPriority,
    lldpXdot1dcbxRemApplicationPriorityAEPriority,
    lldpXdot1dcbxAdminApplicationPriorityAEPriority
}
STATUS current
DESCRIPTION
    "The collection of objects used for Application
    priority."
::= { lldpXdot1dcbxGroups 3 }
END
```

D.5 PICS proforma for IEEE 802.1 Organizationally Specific TLV extensions

D.5.3 Major capabilities and options

Insert the following rows at the end of D.5.3:

Item	Feature	Status	References	Support
dcbxSet	Is the IEEE 802.1 DCBX TLV set implemented?	O.1	Annex D	Yes [] No []
dcbxtlv	Is each TLV in the IEEE 802.1 DCBX TLV set implemented?			
	ETS Configuration TLV	dcbxSet:M	D.2.9	Yes []
	ETS Recommendation TLV	dcbxSet:M	D.2.10	Yes []
	Priority-based Flow Control Configuration TLV	dcbxSet:M	D.2.11	Yes []
	Application Priority TLV	dcbxSet:M	D.2.12	Yes []