



The Broadcast  
Standards  
Association



# ATSC Standard: Captions and Subtitles

A/343:2025-07  
17 July 2025

ATSC, the Broadcast Standards Association, is an international, non-profit organization developing voluntary standards and recommended practices for broadcast television and multimedia data distribution. ATSC member organizations represent the broadcast, professional equipment, motion picture, consumer electronics, computer, cable, satellite, and semiconductor industries. ATSC also develops implementation strategies and supports educational activities on ATSC standards. ATSC was formed in 1983 by the member organizations of the Joint Committee on Inter-society Coordination (JCIC): the Consumer Technology Association (CTA), the Institute of Electrical and Electronics Engineers (IEEE), the National Association of Broadcasters (NAB), the Internet & Television Association (NCTA), and the Society of Motion Picture and Television Engineers (SMPTE). For more information visit [www.atsc.org](http://www.atsc.org).

© Copyright 2025 ATSC. All rights reserved.

*Note:* The user's attention is called to the possibility that compliance with this standard may require use of an invention covered by patent rights. By publication of this standard, no position is taken with respect to the validity of this claim or of any patent rights in connection therewith. One or more patent holders have, however, filed a statement regarding the terms on which such patent holder(s) may be willing to grant a license under these rights to individuals or entities desiring to obtain such a license. Details may be obtained from the ATSC Secretary and the patent holder.

Implementers with feedback, comments, or potential bug reports relating to this document may contact ATSC at <https://www.atsc.org/feedback/>.

### Revision History

Version	Date
Candidate Standard approved	23 December-2015
A/343:2017 Standard approved	21 December 2016
A/343:2017 Standard approved	18 September 2017
A/343:2018 Standard approved	10 October 2018
Definition of acronym "ISO" corrected	12 February 2019
Amendment No. 1 approved	8 February 2021
Reference numbers updated to match intent	16 March 2021
A/343:2018 Revision approved as A/343:2022-02	10 February 2022
A/343:2022-03 (references to ATSC documents updated)	31 March 2022
A/343:2023-03 (references to ATSC documents updated)	28 March 2023
A/343:2024-04 (references to ATSC documents updated)	3 April 2024
A/343:2025-07 (references to ATSC documents updated)	17 July 2025

## Table of Contents

<b>1. SCOPE .....</b>	<b>1</b>
<b>1.1 Organization</b>	<b>1</b>
<b>2. REFERENCES .....</b>	<b>1</b>
<b>2.1 Normative References</b>	<b>1</b>
<b>2.2 Informative References</b>	<b>2</b>
<b>3. DEFINITION OF TERMS .....</b>	<b>2</b>
<b>3.1 Compliance Notation</b>	<b>2</b>
<b>3.2 Treatment of Syntactic Elements</b>	<b>3</b>
<b>3.2.1 Reserved Elements</b>	<b>3</b>
<b>3.3 Acronyms and Abbreviations</b>	<b>3</b>
<b>3.4 Terms</b>	<b>4</b>
<b>3.5 Extensibility</b>	<b>4</b>
<b>3.6 XML Schema and Namespace</b>	<b>4</b>
<b>4. SYSTEM OVERVIEW .....</b>	<b>4</b>
<b>4.1 Features</b>	<b>4</b>
<b>4.2 System Architecture</b>	<b>5</b>
<b>4.3 Central Concepts</b>	<b>5</b>
<b>5. CONTENT ESSENCE SPECIFICATION .....</b>	<b>6</b>
<b>5.1 Extensions</b>	<b>6</b>
<b>5.1.1 3D</b>	<b>6</b>
<b>5.1.2 High Dynamic Range (HDR) and Wide Color Gamut (WCG)</b>	<b>6</b>
<b>5.2 Conversion and Carriage of Legacy Caption Data</b>	<b>7</b>
<b>5.3 Safe Title Area</b>	<b>7</b>
<b>5.4 IMSC1 FontNames</b>	<b>8</b>
<b>6. PACKAGING AND TIMING IN THE ISO BASE MEDIA FILE FORMAT (ISO BMFF) .....</b>	<b>8</b>
<b>6.1 Pre-recorded Broadband Content</b>	<b>8</b>
<b>6.2 Pre-recorded Broadcast Content</b>	<b>8</b>
<b>6.3 Live Content (Broadband and Broadcast)</b>	<b>9</b>
<b>7. SIGNALING .....</b>	<b>9</b>
<b>7.1 Metadata</b>	<b>9</b>
<b>8. EXPECTED DECODER BEHAVIOR .....</b>	<b>9</b>
<b>ANNEX A – LIVE AND BROADCAST DOCUMENT BOUNDARY CONSIDERATIONS (INFORMATIVE) ..</b>	<b>10</b>
<b>A.1 Introduction</b>	<b>10</b>
<b>A.2 Discussion</b>	<b>10</b>
<b>A.3 Efficiency</b>	<b>12</b>

## Index of Figures and Tables

<b>Figure 4.1</b> Venn diagram of TTML profiles.	5
<b>Figure 4.2</b> Live caption timing model.	6
<b>Figure A.2.1</b> Caption track timeline.	10
<b>Figure A.2.2</b> Sample 1 file and resulting display (0–2 sec.).	10
<b>Figure A.2.3</b> Sample 2 file and resulting display (2–4 sec.).	11
<b>Figure A.2.4</b> Sample 3 file and resulting display (4–6 sec.).	11
<b>Figure A.2.5</b> Sample 4 file and resulting display (6–8 sec.)	12
<b>Figure A.2.6</b> Sample 5 file and resulting display (8–10 sec.).	12
<b>Table 5.1</b> IMSC1 FontNames	8

# ATSC Standard: Captions and Subtitles

## 1. SCOPE

This standard defines the required technology for closed caption and subtitle tracks over ROUTE-DASH and MMT transports. This includes the content essence and the packaging and timing.

### 1.1 Organization

This document is organized as follows:

- Section 1 – Outlines the scope of this document and provides a general introduction.
- Section 2 – Lists references and applicable documents.
- Section 3 – Provides a definition of terms, acronyms, and abbreviations for this document.
- Section 4 – System overview
- Section 5 – Content Essence description
- Section 6 – Packaging and timing in the ISO BMFF
- Section 7 – Signaling
- Section 8 – Decoder Recommendations
- Annex A – Live and Broadcast Boundary Considerations

## 2. REFERENCES

All referenced documents are subject to revision. Users of this Standard are cautioned that newer editions might or might not be compatible.

### 2.1 Normative References

The following documents, in whole or in part, as referenced in this document, contain specific provisions that are to be followed strictly in order to implement a provision of this Standard.

- [1] IEEE: “Use of the International Systems of Units (SI): The Modern Metric System,” Doc. SI 10, Institute of Electrical and Electronics Engineers, New York, NY.
- [2] W3C: “TTML Profiles for Internet Media Subtitles and Captions 1.0.1 (IMSC1),” Recommendation, W3C.  
<https://www.w3.org/TR/ttml-ims1.0.1/>
- [3] W3C: “Timed Text Markup Language 2 (TTML2),” 8 November 2018 Recommendation, W3C.  
<https://www.w3.org/TR/2018/REC-ttml2-20181108/>
- [4] ATSC: ATSC Standard: “Signaling, Delivery, Synchronization, and Error Protection,” Doc. A331:2025-07, Advanced Television Systems Committee, Washington, DC, 17 July 2025.
- [5] SMPTE: “ST 2052-11:2013, Conversion from CEA-708 Caption Data to SMPTE-TT,” Society of Motion Picture and Television Engineers, White Plains, NY.  
<https://doi.org/10.5594/SMPTE.RP2052-11.2013>
- [6] SMPTE: “ST 2046-1:2009 - SMPTE Standard - Specifications for Safe Action and Safe Title Areas for Television,” Society of Motion Picture and Television Engineers, White Plains, NY.  
<https://doi.org/10.5594/SMPTE.ST2046-1.2009>

- [7] SMPTE: “ST 2067-2:2020 - SMPTE Standard – Interoperable Master Format – Core Constraints,” Society of Motion Picture and Television Engineers, White Plains, NY.  
<https://doi.org/10.5594/SMPTE.ST2067-2.2016>

## 2.2 Informative References

The following documents contain information that may be helpful in applying this Standard.

- [8] SMPTE: “ST 2052-1:2013, Timed Text Format (SMPTE-TT),” Society of Motion Picture and Television Engineers, White Plains, NY.  
<https://doi.org/10.5594/SMPTE.ST2052-1.2013>
- [9] W3C: “Timed Text Markup Language 1 (TTML1) (Second Edition),” Recommendation, W3C.  
[www.w3.org](http://www.w3.org)
- [10] W3C: “TTML Profiles for Internet Media Subtitles and Captions 1.0.1 (IMSC1),” Recommendation, W3C.  
<https://www.w3.org/TR/ttml-imscl.0.1>
- [11] W3C: “TTML Simple Delivery Profile for Closed Captions (US),” Recommendation, W3C.  
[www.w3.org](http://www.w3.org)
- [12] W3C: “Portable Network Graphics (PNG) Specification (Second Edition).”  
[www.w3.org/TR/PNG/](http://www.w3.org/TR/PNG/)
- [13] DECE: “Common File Format and Media Formats Specification,” DECE.  
[www.uvcentral.com](http://www.uvcentral.com)
- [14] CTA: 608-E, “Line 21 Data Services,” Consumer Electronics Association, Arlington, VA.  
[www.cta.tech](http://www.cta.tech)
- [15] CTA: 708.1, “Digital Television (DTV) Closed Captioning: 3D Extensions,” Consumer Technology Association, Arlington, VA.  
[www.cta.tech](http://www.cta.tech)
- [16] EBU: TECH 3381, “EBU-TT-D SUBTITLING DISTRIBUTION FORMAT VERSION: 1.0.”  
<https://tech.ebu.ch/publications/tech3381>
- [17] W3C: “Using the ITU BT.2100 PQ EOTF with the PNG Format, Working Group Note,” W3C.  
<https://www.w3.org/TR/png-hdr-pq/>

## 3. DEFINITION OF TERMS

With respect to definition of terms, abbreviations, and units, the practice of the Institute of Electrical and Electronics Engineers (IEEE) as outlined in the Institute’s published standards [1] shall be used. Where an abbreviation is not covered by IEEE practice or industry practice differs from IEEE practice, the abbreviation in question will be described in Section 3.3 of this document.

### 3.1 Compliance Notation

This section defines compliance terms for use by this document:

**shall** – This word indicates specific provisions that are to be followed strictly (no deviation is permitted).

**shall not** – This phrase indicates specific provisions that are absolutely prohibited.

**should** – This word indicates that a certain course of action is preferred but not necessarily required.

**should not** – This phrase means a certain possibility or course of action is undesirable but not prohibited.

### 3.2 Treatment of Syntactic Elements

This document contains symbolic references to syntactic elements used in the audio, video, and transport coding subsystems. These references are typographically distinguished by the use of a different font (e.g., `restricted`), may contain the underscore character (e.g., `sequence_end_code`) and may consist of character strings that are not English words (e.g., `dynrng`).

#### 3.2.1 Reserved Elements

One or more reserved bits, symbols, fields, or ranges of values (i.e., elements) may be present in this document. These are used primarily to enable adding new values to a syntactical structure without altering its syntax or causing a problem with backwards compatibility, but they also can be used for other reasons.

The ATSC default value for reserved bits is ‘1.’ There is no default value for other reserved elements. Use of reserved elements except as defined in ATSC Standards or by an industry standards setting body is not permitted. See individual element semantics for mandatory settings and any additional use constraints. As currently-reserved elements may be assigned values and meanings in future versions of this Standard, receiving devices built to this version are expected to ignore all values appearing in currently-reserved elements to avoid possible future failure to function as intended.

### 3.3 Acronyms and Abbreviations

The following acronyms and abbreviations are used within this document:

**ABNF** – Augmented Backus–Naur Form

**ATSC** – Advanced Television Systems Committee

**BMFF** – Base Media File Format

**CFF** – Common File Format

**CTA** – Consumer Technology Association

**DASH** – Dynamic Adaptive Streaming over HTTP

**DASH-IF** – DASH Industry Forum

**DECE** – Digital Entertainment Content Ecosystem

**EBU** – European Broadcast Union

**FCC** – Federal Communications Commission

**HTTP** – Hyper-Text Transport Protocol

**IETF** – Internet Engineering Task Force

**IMSC1** – Internet Media Subtitles and Captions Version 1.0.1

**ISO** – International Organization for Standardization

**MMT** – MPEG Media Transport

**MMTP** – MPEG Media Transport Protocol

**MPD** – Media Presentation Description

**MPU** – Media Processing Unit

**SMPTE** – Society of Motion Picture and Television Engineers

**TT** – Timed Text

**TTML** – Timed Text Markup Language

**URI** – Uniform Resource Identifier

**USBD** – User Service Bundle Description

**W3C** – World Wide Web Consortium

**XML** – Extensible Markup Language

### 3.4 Terms

The following terms are used within this document:

**reserved** – Set aside for future use by a Standard.

### 3.5 Extensibility

This ATSC 3.0 specification is based on W3C IMSC1, an XML-based representation of captions. XML is inherently extensible and can be enhanced over time by ATSC retaining compatibility with earlier versions. For example, user systems can extend it using their own namespaces and retain compatibility with the core feature set defined here.

### 3.6 XML Schema and Namespace

The schema is available at W3C and the namespace is defined there. There are currently no ATSC-defined namespaces or schemas.

## 4. SYSTEM OVERVIEW

### 4.1 Features

The technology is SMPTE Timed Text (SMPTE-TT) as defined in SMPTE 2052-1 [8]. SMPTE-TT was chosen as it:

- Supports world-wide language and symbol tables (specifically including non-Latin)
- Supports world-wide image glyph delivery
- Is in use today by various “media delivery silos”, including broadcaster internet-delivered services
- Is US FCC closed caption safe harbor for IP-delivered content
- Supports FCC requirements for both 708<sup>1</sup> and IP captions (See US 47CFR§79)
- Compatible with DECE (UltraViolet) Common File Format Timed Text (CFF-TT) at [12]

All of SMPTE-TT is complex and not required to meet closed captions and subtitle requirements. A simpler subset is desirable for practical implementation. Therefore, W3C’s new “TTML Text and Image Profiles for Internet Media Subtitles and Captions (IMSC1)” [10] is selected having been designed specifically for needs like broadcast as well as broadband delivery. In summary:

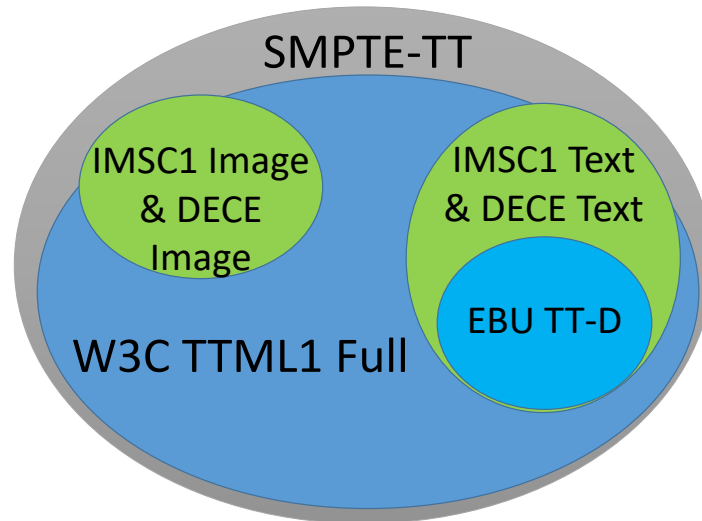
- Superset of DECE/Ultraviolet CFF-TT (TTML + SMPTE-TT extensions)
- Superset of EBU-TT-D being deployed in Europe (see EBU Tech 3381 [16])
- Two profiles are included
  - Text Profile requiring a font rendering engine in the decoder

---

<sup>1</sup> Drop-shadow is not exact.

- Image Profile with PNG files

The rough feature relationships of the TTML profiles mentioned above are shown in Figure 4.1. The ATSC 3.0 elements are the “IMSC1” (bright green) ovals.



**Figure 4.1** Venn diagram of TTML profiles.

#### 4.2 System Architecture

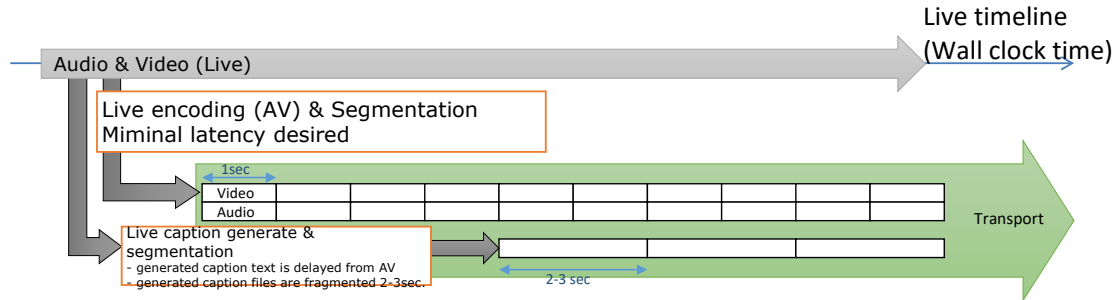
When present, the content essence for captions and subtitles is formed using one or more ISO BMFF track files each containing one or more XML documents. The XML documents conform to IMSC1 as constrained and extended in this specification. Each track contains only one set of “timed text” corresponding to a set of metadata “signaling”.

#### 4.3 Central Concepts

Examples of using TTML for US closed caption scenarios can be found in the underlying TTML1 specification at [9].

Additional background on using TTML1 for the conversion from CTA 608 [14] can be found in a W3C profile, called SDP-US at [10].

A graphical description of timing for the live content scenario (see Section 6.3) is shown in Figure 4.2.



- “TTML on the fly for Live captioning”
  - Single TTML file per segment (= 1 sample in the 1 movie fragment, 1 movie fragment in 1 segment)
  - Presentation timing controlled by MP4 sample base (see below for example)




Figure 4.2 Live caption timing model.

## 5. CONTENT ESSENCE SPECIFICATION

The content essence for closed captions and subtitles shall be IMSC1.0.1 as defined at [2] including either text profile (‘im1t’) or image profile (‘im1i’) or both.

When caption or subtitle tracks are present, the decoder cannot be expected to provide viewer override of IMSC1 attributes for images, e.g., color, opacity, edge effects. The Service shall provide at least one IMSC1 text profile track when such viewer override capability is required.

### 5.1 Extensions

This section contains extensions to the IMSC1 XML language.

#### 5.1.1 3D

Extensions for 3D allow caption authors to correctly place caption regions over 3D video. When 3D disparity is used, it shall be as described in TTML2 at [3].

Note: Section 10.2.10 of TTML2 provides static disparity found in CTA 708.1 [15].

Note: Although reference is made to TTML2 for tts:disparity syntax and semantics, it does not imply the adoption of any new TTML2 features.

Note: Although this feature is not in IMSC1 or TTML1, the TTML1 (which is also the TTML2) namespace is still used, <http://www.w3.org/ns/ttml#styling>.

When the disparity value is specified as a percentage of the video width format, it can scale properly for any resolution image. The range should be from +/- 0.0% to +/- 10.0% of picture width.

#### 5.1.2 High Dynamic Range (HDR) and Wide Color Gamut (/WCG)

IMSC1 text subtitles are “SDR” using the sRGB color model. IMSC1 image subtitles use the PNG image file format, whose decoding can result in sRGB colors.

In order to define how sRGB colors are mapped to PQ absolute luminance HDR colors within each region, IMSC1 documents should include the `tts:luminanceGain` attribute as defined in [3]. The `tts:luminanceGain` attribute is not needed when mapping sRGB colors to HLG relative luminance HDR colors, but may be present.

Note: Even when the `tts:luminanceGain` attribute is not explicitly specified, a default value applies.

Note: Decoders are expected to composite the sRGB pixel values defined within the IMSC1 document or its referenced images to HDR pixel values using an appropriate algorithm, for example, one of those defined in TTML2 [3], Appendix Q.

Note: PNG files can be authored as specified in [15] to generate PQ absolute luminance pixels when decoded. Such pixels are not subject to further luminance gain processing according to `tts:luminanceGain`.

## 5.2 Conversion and Carriage of Legacy Caption Data

Conversion of CTA 708 into IMSC1 requires well defined procedures to ensure interoperability and consistency. Additionally, to provide more options for downstream processing, e.g. at MVPD interfaces, interoperability there would be improved by having the original 708 information available within IMSC1.

When the source of IMSC1 captioning information is a translation from CTA 708 (or CTA 608 carried in 708 compatibility bytes), then:

- 1) the conversion into IMSC1 shall follow the recommendations of SMPTE RP2052-11 [5]; and
- 2) the original 708 caption channel packet (`ccdata()`) should be included in the IMSC1 document according to SMPTE RP2052-11 [5], with the additional provisions below.

When carrying the 708 caption channel packet data (`cc_data()`), it shall be temporally co-located and interspersed with the IMSC1 information in order to facilitate synchronization, fragmentation, random access and live broadcast requirements.

## 5.3 Safe Title Area

IMSC1 content shall comply with the safe title area provisions of SMPTE ST 2046-1 [6]. SMPTE ST 2046-1 describes the safe title area as the middle 90% of the display (both horizontally and vertically). Thus, IMSC1 content is prohibited from containing content displayed outside of the area with `tts:origin` at (5% 5%) and `tts:extent` of (90% 90%).

Since the default values of `ittp:activeArea` conflict with those defined here, IMSC1 content shall include the IMSC1 metadata attribute, `ittp:activeArea`, on the `tt` element indicating the actual area protected. The active area may be smaller than the values defined in SMPTE ST 2046-1 but shall not exceed them.

Receivers are expected to conform to SMPTE ST 2067-2 Section 5.4.7 [7]. In order to enable Receivers to conform, IMSC1 content shall not use `ittp:aspectRatio`. Signaling of the authoring aspect ratio is done according to Section 7.1 and A/331 [4].

Nothing in this section is intended to preclude conformance to government regulatory provisions related to safe area.

## 5.4 IMSC1 FontNames

ANSI/CTA-708-E and IMSC1 have defined font names; and, in the case of 708, also numbers. These values are mapped in Table 5.1.

In ATSC 3.0 emissions, carriage of IMSC1 captions shall conform with the IMSC1 tts values shown in Table 5.1.

**Table 5.1** IMSC1 FontNames

708 font_style	708 Font Names	Example	IMSC1 tts:fontFamily
0	Default	(undefined)	default
1	Monospaced with serifs	(similar to Courier)	monospaceSerif
2	Proportionally spaced with serifs	(similar to Times New Roman)	proportionalSerif
3	Monospaced without serifs	(similar to Helvetica Monospaced)	monospaceSansSerif
4	Proportionally spaced without serifs	(similar to Arial and Swiss)	proportionalSansSerif
5	Casual font type	(similar to Dom and Impress)	708Casual
6	Cursive font type	(similar to Coronet and Marigold)	708Cursive
7	Small capitals	(similar to Engravers Gothic)	708SmallCapitals

Note: For better interoperability, IMSC1 recommends using only monospaceSerif or proportionalSansSerif (708 #1 or #4 respectively).

## 6. PACKAGING AND TIMING IN THE ISO BASE MEDIA FILE FORMAT (ISO BMFF)

Caption and Subtitle Elementary Streams shall be packaged and signaled as defined in ATSC A/331 [4].

### 6.1 Pre-recorded Broadband Content

For broadband delivery, the DASH segment size shall be less than 500K bytes. This is needed to bound the amount of decoder memory needed to decode a document and also provide a reasonable startup acquisition time at the beginning of a program.

Note: The caption ISO BMFF sample length can be the length of the program; i.e., a single file.

### 6.2 Pre-recorded Broadcast Content

For pre-recorded broadcast, caption ISO BMFF segments (i.e., IMSC1 documents) should be relatively short in duration. This is needed to allow decoders to join an in-progress broadcast and acquire and present caption content concurrent with AV program content.

The time for acquisition and presentation of captions (if present at that moment) should be on the order of the time for acquisition and presentation of video and audio. The IMSC1 document duration therefore typically varies from 1 to 3 seconds. Longer IMSC1 documents, while being more efficient, could result in objectionable delays to the first presentation of caption content.

The IMSC1 timebase shall be “media”.

Note: When fragmenting a caption file, it is sufficient to just include all IMSC1 content elements that are active during the sample time period. This will, in the general case, result in begin and end times that are outside the sample duration. It is not necessary when fragmenting the file to clip the begin and end times, which is done by the decoder.

### 6.3 Live Content (Broadband and Broadcast)

For live content, i.e. content that is authored in real time without prediction of the future layout (see Figure 4.2), packaging shall conform to the provisions in this section.

For broadcast, when MMTP is used, an MPU containing the content essence of Section 5 shall have only one sample, a single IMSC1 document per MPU.

Each document shall initially contain a recreation of the previous document's last Intermediate Synchronic Document (see W3C TTML1 [9]). See Annex A. When creating this, encoders should not include content that is entirely outside the sample duration.

When an IMSC1 content element's end time is coincident with the ISO BMFF sample boundary, any such content elements shall be repeated in the following sample's first Intermediate Synchronic Document. This is needed for the decoder to observe the "scroll event" to properly manage smooth scrolling. Without this, the decoder would "jump scroll". See Annex A.

IMSC1 content elements should specify a maximum duration (i.e., not indefinite) up to 16 seconds. This will ensure that the text is automatically erased according to current industry practice (see CTA 608 [14], Section C.9) should there not be a follow-on document with content, in order to avoid "stuck captions".

## 7. SIGNALING

### 7.1 Metadata

The following closed caption metadata can be signaled in the A/331 DASH or MMT layer:

- Language: the dominant language of the closed caption text.
- Role: the purpose of the text track; e.g., captions.
- Display aspect ratio: the display aspect ratio assumed by the caption authoring in formatting the caption windows and contents.
- Easy reader: this metadata, when present, indicates that the closed caption text tailored to the needs of beginning readers.
- Profile: this metadata indicates whether IMSC1 text or image profile is used.
- 3D support: this metadata, when present, indicates that the closed caption text is tailored for both 2D and 3D video.

## 8. EXPECTED DECODER BEHAVIOR

Decoders are expected to:

- Be able to decode and present both IMSC1 Profiles (text and image) content
- Support smooth scrolling as described in TTML1 [9]
- Support the IMSC1 #activeArea and #fillLineGap extensions

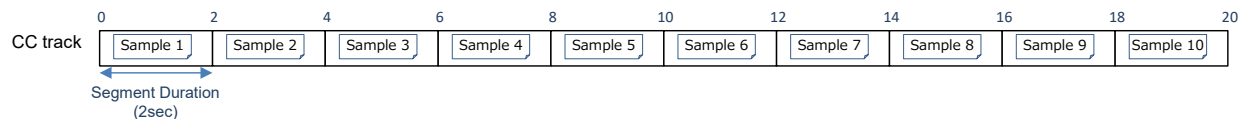
## Annex A: Live and Broadcast Document Boundary Considerations (Informative)

### A.1 INTRODUCTION

This Annex provides information about how to encode several types of caption “modes” found in CTA 608 (and 708). “Pop-on” captioning is straight forward and is not covered here. This annex addresses “paint-on” and “roll-up.”

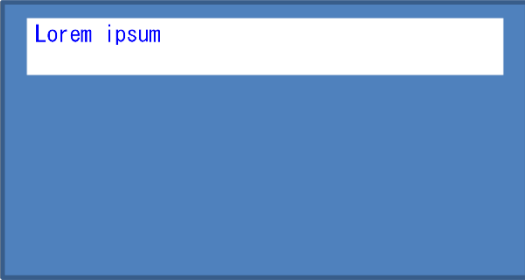
### A.2 DISCUSSION

A typical caption timeline is shown in Figure A.2.1. This diagram has a time axis (in seconds) at the top and 2-second duration samples described further below.



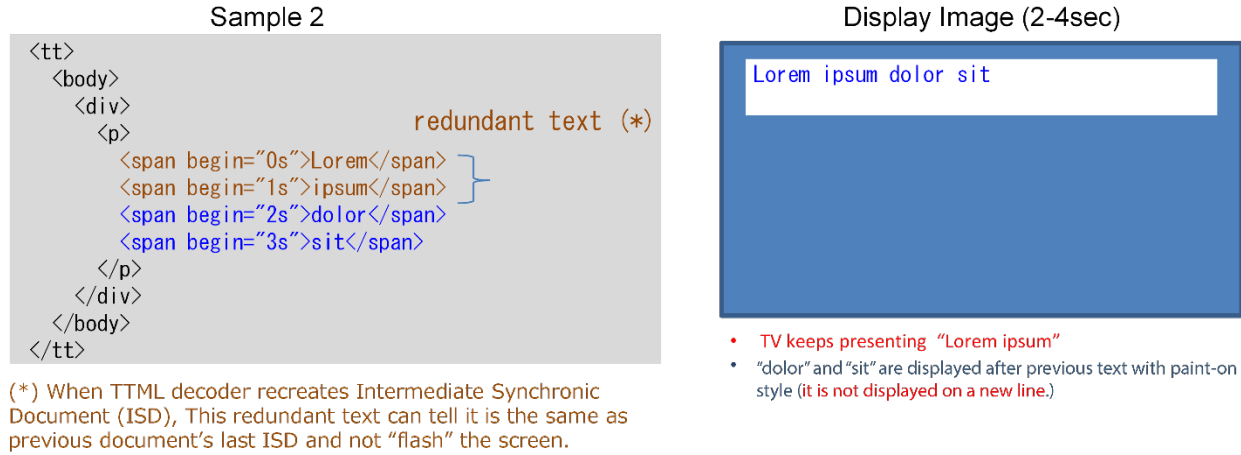
**Figure A.2.1** Caption track timeline.

The contents of sample 1 and the resulting display at the end of the sample period (2 sec.) is shown in Figure A.2.2.

Sample 1 (*)	Display Image (0-2sec)
<pre> &lt;tt&gt;   &lt;body&gt;     &lt;div&gt;       &lt;p&gt;         &lt;span begin="0s"&gt;Lorem&lt;/span&gt;         &lt;span begin="1s"&gt;ipsum&lt;/span&gt;       &lt;/p&gt;     &lt;/div&gt;   &lt;/body&gt; &lt;/tt&gt; </pre>	
<p>(*) Following &lt;head&gt; part is common and omitted</p> <pre> &lt;head&gt;   &lt;layout&gt;     &lt;region xml:id="r1" tts:color="white" tts:origin="10c 4c" tts:extent="40c 2c"/&gt;   &lt;/layout&gt; &lt;/head&gt; </pre>	<ul style="list-style-type: none"> <li>• “Lorem” and “ipsum” are displayed paint-on style</li> </ul>

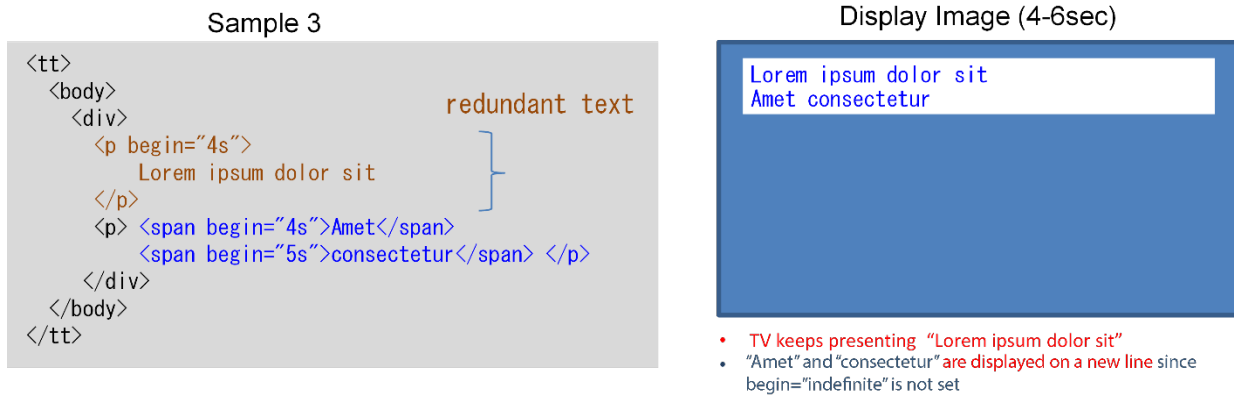
**Figure A.2.2** Sample 1 file and resulting display (0–2 sec.).

The contents of sample 2 and the resulting display at the end of the sample period (4 sec.) are shown in Figure A.2.3. Note that the first two span lines replicate the display at the end of the previous sample, before adding the new text for current period 2–4 seconds. The new text is “paint on,” appended to the prior text.



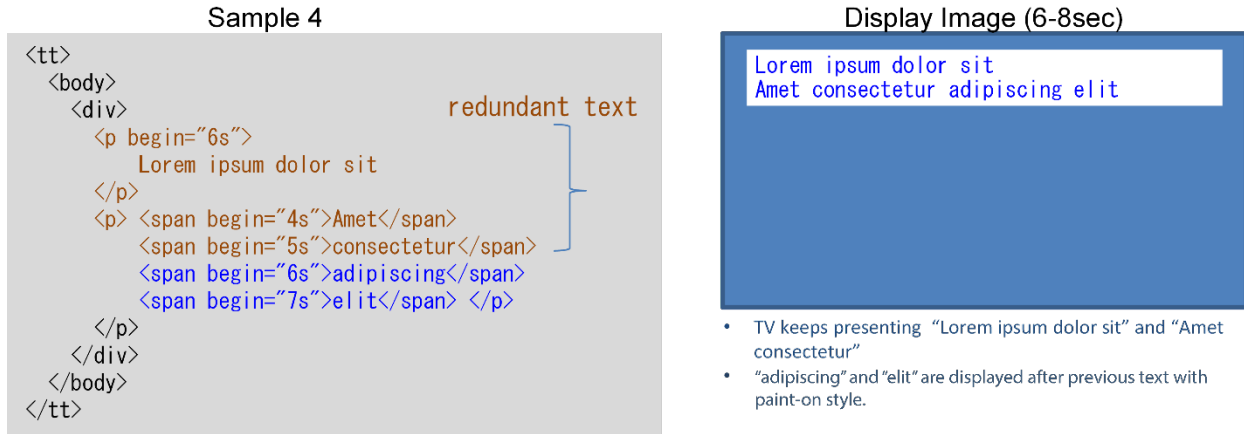
**Figure A.2.3** Sample 2 file and resulting display (2–4 sec.).

The contents of sample 3 and the resulting display at the end of the sample period (6 sec.) is shown in Figure A.2.4. Note that the first paragraph (<p>) line replicates the display at the end of the previous sample, before adding the new text for current period 4-6 seconds. (<p> injects a newline.)



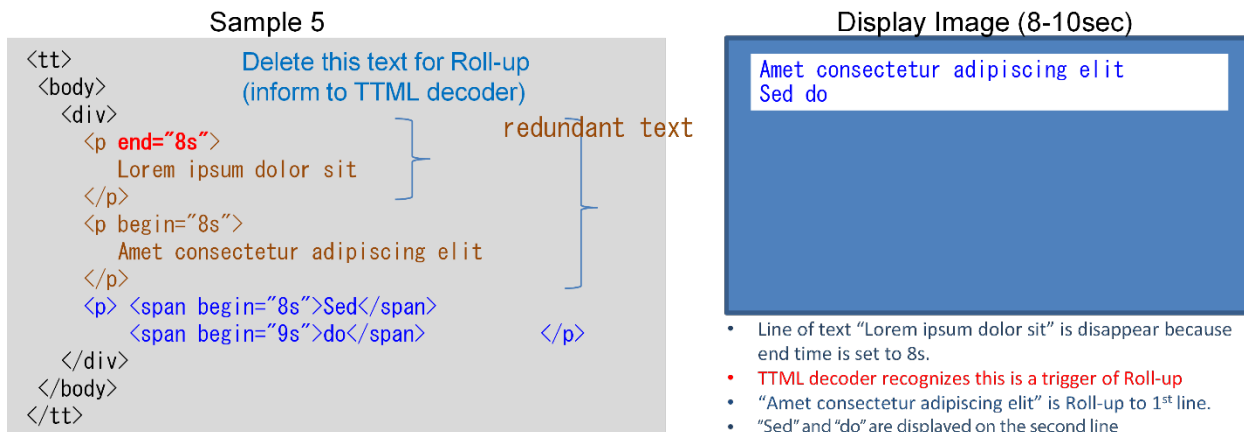
**Figure A.2.4** Sample 3 file and resulting display (4–6 sec.).

The contents of sample 4 and the resulting display at the end of the sample period (8 sec.) is shown in Figure A.2.5. This shows additional "paint on" text.



**Figure A.2.5** Sample 4 file and resulting display (6–8 sec.)

The contents of sample 5 and the resulting display at the end of the sample period (10 sec.) is shown in Figure A.2.6. In this sample, the prior first line “expires” and scroll off. The old second line and the new text scrolls up. Note that **how** it scrolls (jump versus smooth) is entirely up to the decoder.



**Figure A.2.6** Sample 5 file and resulting display (8–10 sec.).

### A.3 EFFICIENCY

The above examples show how to generate a stream that has minimum latency to displaying the captions at any random access point. This comes at the cost of frequently duplicating information in the transmission and using more bandwidth.

A more bandwidth efficient alternative would be to send larger groups of words at a time. This comes at the cost of increased latency. However, stepping from 2 words at a time (representing about one second of speech) to four words at a time (representing 2 seconds) can cut the needed bandwidth in half. Selecting groups of words larger than a sentence would probably introduce unacceptable delay.

– End of Document –